



# FIESTA NEWS!



**Business Meeting** Wednesday, March 7, 2012 9:30 AM

**General Meetings** Tuesday, March 13, 2012 7:00 PM

Wednesday, March 14, 2012 9:30 AM



Susan Cleveland is a quilting designer/author/teacher and Piping Hottie! She specializes in Piping Hot Binding and Piping Hot Curves techniques. Her quilts showcase precision piecing, thread embellishments, and special details. Piping is used in Susan's quilts to accent curves and special binding techniques. She enjoys sharing her quilts and passing along her techniques to others.

Susan's enthusiasm for quilting is said to be contagious! Students enjoy her upbeat attitude, well-written instructions, and one-on-one attention included in every workshop. Her quilts have been shown in international-level competitions since 1997 and have received many awards. Judges comment on her fine workmanship and appreciate her original style. She bases her designs on traditional patterns; then adds specialty threads, prairie points, piping, and great binding techniques. Susan is the inventor of both the "Groovin' Piping Trimming Tool" which is used to trim piping seam allowances and the

"Prairie Pointer Pressing Tool". She is proud to have been named 2010 Minnesota Quilter of the Year!

Susan lives on 70 acres in southeastern Minnesota with her husband, 2 dogs, and a cat. Her two incredibly smart, talented children are in college.

<http://www.piecesbewithyou.com/>



## President's Message

Well we are **Marching** right along through the year. Sorry I couldn't resist! There are so many wonderful events happening lately. The opening of the "100 Years, 100 Quilts" exhibit was amazing. They did a wonderful job displaying all the quilts.

One quilt I am getting very worried about is the Raffle Quilt for 2014. I know this seems far away but there is a lot to be done to get this quilt finished in time. First we need a committee formed to find some designs. Then we can work on the rest of it. This is a good flexible job for a day or night shift group to work on. Please let me know if you are interested!

Happy quilting!  
Mary Meserve, President  
[marymes@aol.com](mailto:marymes@aol.com)



## UPCOMING SPEAKERS

### 2012


March..... Susan Cleveland  
 April..... Carol Taylor  
 May..... Karen Eckmeier  
 June..... Sherrill Kahn  
 September..... Karen Kay Buckley  
 October..... Jane Davila  
 November..... Margaret Miller

### 2013

February..... Larkin Van Horn

**New Member Challenge:** Welcome to the TQG's new members; 29 new members have joined for the 2012-2013 year! Included in your new member packet is a fat quarter of material and instructions and entry forms for the New Member Challenge. We encourage all new members to make a quilt using the fat quarter you received. You can enter your 'Challenge' quilt in the New Member Challenge for the 2013 Quilt Fiesta!

## SO MANY OPPORTUNITIES; SO LITTLE TIME



**Star Spangled 2012  
HMQS**  
 May 10-12, 2012 / Salt Lake City, Utah

**www.hmqs.org**  
 jennifer@hmqs.org | (801) 205-4701

★ ★ ★

Online quilt entry and class registration  
 available Nov. 1st  
 Request a catalog online today!

100 classes on a variety of machine-quilting topics


• \$27,000 in awards for judged quilt competition

• Hundreds of quilts on display, special quilt & garment exhibits, quilt challenges, and exclusive presentations

• Vendor Mall of 200 booths with the latest to see, try & buy


Do you long to quilt your own quilts but just don't have the room for a big commercial machine?

For Sale: Pfaff Grandquilter 18" x 8" quilting machine and 10' Imperial Frame. Comes with QBot (computerized robot), acrylic extension bed, velcro leaders, feather light clamps. Please contact me for price and more details. Kathy Harris, ksquilts@msn.com, 520-370-4323.



## ALL ABOUT PROGRAMS

SUSAN CLEVELAND	March 13, 14, 2012 - Lecture: "My Eclectic Quilt"	
	March 15 - Workshop: "Piping Hot Binding"	<i>wait list only</i>
	March 16 - Workshop: "Big Beautiful Threads"	<i>wait list only</i>
CAROL TAYLOR	April 10, 11, 2012 - Lecture: "Sew Many Quilts, So Little Time"	
	April 12, 13 - Workshop: "The Value of Value"	<i>waitlist only</i>
KAREN ECKMEIER	May 10, 11, 2012 - Lecture: "Oops, My Edges are Showing"	
	May 10, 2012 - Workshop: "Happy Villages"	<i>open</i>
	May 11, 2012 - Workshop: "Let's Make Waves"	<i>open</i>
SHERRILL KAHN	June 12, 13, 2012 - Lecture: "Trunk Show"	
	June 14, 15, 2012 - 2 Day Workshop: "Painting Pizazz"	<i>open</i>
KAREN KAY BUCKLEY	September 11, 12, 2012 - Lecture: "Album of a Quilter"	
	September 13, 2012 - Workshop: "Ocean Sunrise"	
	September 14, 2012 - Workshop: "Garden Medley"	

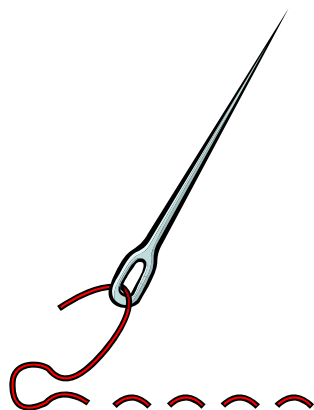


Registration opens six months in advance of each workshop before the start of the Business Meeting. The member fee for workshops is \$50. The fee for non-members is \$75. More information on class policies and fees is available on the website.

## GUILD NEWS, NEWS, NEWS

Let us all welcome our new guild members!

Betty C Anderson  
Becky Applebee  
Deborah Beardsley  
Rhonda Borders  
Michele Collins  
Claudia Colton  
Barbara DeChiara  
Daisy Eickhoff  
Pam Emerson  
Colleen Hawker  
Laura Landa  
Catherine McCaul  
Lori Merrill  
Theresa Mertens  
Cheryl Nance  
Becky Nuckolls  
Joyce Partridge  
Ann Richards  
Saralee Schneck  
Debra Short  
Cynthia Stanfield  
Cherie Swanson  
Patricia (Pat) Thompson  
Gail Van Horsen  
Barbara Wesson  
Robin Wright  
Lori Zimmerman



The President's Newsletter Challenge: This month's roster that I used to choose membership numbers for my game was the one showing new or renewed members. Please let me know if you find your membership number!  
--Mary Meserve

### Here are the Nominees and Their Votes!

Daytime Member-at-Large: Laurie Mullins = 282  
Kay Hendrick = 29

Membership: Reilly Zoda = 311

Treasurer: Cathy Dargel = 309

Recording Secretary: Joline Albaugh = 310

Endowments/Endorsements: Sally Dickinson = 310

Quilt Fiesta! Quilt Show Co-Chairs:  
Jean Biddick & Kathryn Zimmer = 311

Program Co-Chairs: Kathy Barton & Mary Blount = 311

Congratulations Ladies! Welcome to the new Board of Directors members!

## BEES, BEES, BEES—Updated!

### CENTRAL AREA:

**Art Quilters** Contact: Barbara Hall, 622-9268,  
or [rbarber21@cox.net](mailto:rbarber21@cox.net)

Where: Bella Quiltworks;

When: Third Wednesday at 10 AM

**Himmel Park** Contact: Ruth Campbell, 792-1639

Where: Himmel Park Library,

When: Third Wednesday at 6 PM

**Tropical Islands Quilters & Crafters** Contact: Joey Nakagawa  
[joeykiomi@hotmail.com](mailto:joeykiomi@hotmail.com)

Where: Himmel Park Library

When: usually last weekend of the month; contact for details

### EAST SIDE:

**Eastside Evening Bee** Contact: Connie Weigel, 760-7728  
or [xuxala@msn.com](mailto:xuxala@msn.com)

Where: El Camino Baptist Church 7777 E. Speedway,

When: First Thursday of the month 6:30-9PM

**Siesta Bee** Contact: Nelle Starr, 886-4123

Where: members' homes (Northeast) call for directions

When: 3rd Tuesday of the month 1pm

### GREEN VALLEY:

**North of the Border** Contact: Babs Phillips, 393-6557

Where: M & I Bank 270 W. Continental Green Valley,

When: Thursday 9:30 - Noon

### NORTHWEST:

**Quilting for Others** Contact: Mary Meserve, 883-4408

Where: Cactus Quilt Shop,

When: Third Wednesday, 9:30 - Noon

Theme: Tucson Charities

**Material Girls** Contact: Caroline Schau, 297-9965,  
[CarolineSchau@comcast.net](mailto:CarolineSchau@comcast.net)

Where: Rotate Homes

When: First and Third Thursdays at 1 PM

### CONTINENTAL RANCH/TWIN PEAKS:

Contact: Merry Putney, 579-3376 (contact Merry for updates)

Where: 9358 N. Sunflower Blossom Pl.

When: 3rd Friday at 10 AM



**Quilt Bits:** I was directed to this blog by an artsy friend on Facebook. It's called the "Crazy Quilt Journal Project 2012." [www.cqjp2012.blogspot.com](http://www.cqjp2012.blogspot.com)

"The CQJP is about promoting the art of crazy quilting and expanding the participant's individual artistic creativity and technical knowledge."

Registration for 2012 are closed now. However, registration for 2013 will begin in December. So who is going to join me? —Margaret

1636

[www.CQJP.org](http://www.CQJP.org)



## QUILT FIESTA! 2012 Wrap-up



2012 follow-up: THANK YOU, THANK YOU, THANK YOU to the 323 members and helpers who worked the 576 positions we needed to fill. There were 58 Quilt Angels who worked 2 or more -many more in some instances - shifts when there were empty slots. I especially want to acknowledge our "Rear Admiral" LaDonna Black who took over the rear of the Convention Center. LaDonna helped get our volunteers settled in for their shifts and supervised that long section of the hall. Joan Gilbert, Sarah Stark and Maria Barr gave days of their time to help me at the Hostess Table. The many Angels out on the floor did hours of stand up duty and without all of you we wouldn't have had such a successful show. Our computer program, found and set up by Meg Silvern, was a great help in the organizing of all these shifts. Thank you to the over 100 members who signed up this way - what a great way to keep the sign-up lines at meetings more manageable and to enable me to come up with some facts and figures for scheduling next year. Again, THANK YOU. Kathy Hutcheson, Hostess Chairman

**Raffle Ticket Report:** Thank you to the many volunteers who manned the table and made a great effort selling raffle tickets at our show. Each and every person who came to our show "heard" our plea to buy a raffle ticket! Thanks to that, we were able to sell many, many raffle tickets. Also, the pre-sales by the members went very well. The following is a rundown of the pre-sale and sales at the show.

Pre-sale by members= \$4612.00  
Quilt Show Sales= \$3253.00  
Grand Total= \$7,865.00



Our pre-show sales went very well with many members participating in the selling and/or buying of the tickets. Lots of members took multiple packets to sell. Thank you to all who did their part to help us raise the funds above. You all did a GREAT JOB selling tickets.

2012 Raffle Ticket Sales: We have a first and a second place winner for selling the most raffle tickets. They are Sari Gersten (180) and Wanda Pinter (147). Way to go Sari and Wanda. For their efforts, they will each receive a gift certificate to a quilt shop of their choice. Sari's will be for \$50 and Wanda's for \$25.

## \*\*\*\*\*QUILT RETREAT\*\*\*\*\*

**RITTER RANCH RETREAT**  
**HEREFORD/SIERRA VISTA ARIZONA**  
**3-4 DAY RETREAT FROM 175.00**  
[www.ritterranchretreat.com](http://www.ritterranchretreat.com)  
Sheila Ritter 520-559-0755

The submission deadline  
for articles for the  
April Newsletter is  
Wednesday, March 21, 2012.  
Articles should be sent to :  
[newsletter@tucsonquiltersguild.com](mailto:newsletter@tucsonquiltersguild.com)  
Newsletter Editor is Margaret Newman



1943

**HOW: Help Our Warriors:** Our next meeting is on March 19, 2012, from 1:00 to 4:00pm at Bella Quiltworks. If you have any questions, please call Laurie Mullins at home: 520-883-3568 or cellphone: 520-252-5216. Look for us on Facebook!

Come help our warriors! We need people to make twin size quilts, lap quilts (3x5), baby blankets (3x3), heart pillows, shawls, and tote bags. Many people in the guild also knit or crochet. We could use socks (white), baby blankets (3x3), knitted or crocheted caps, and shawls. Remember, not all soldiers are men anymore.

It's **Membership Renewal time again!** Thanks to all of you who have renewed already, that's 270 of you! The annual membership dues are \$30. We have attached the membership application to the newsletter this month. Please fill in the application and mail it with your check for \$30, and a self-addressed, stamped envelope to TQG, P.O. Box 14454, Tucson, AZ 85732 ATTN: Membership. We'll mail your new membership card to you. The membership form is also available for printing from the Guild's website. The Tucson Quilters Guild no longer has a credit card machine, so only cash and checks will be accepted if you renew your membership at the Guild meetings.

To avoid the long lines renew by mail! Remember that the TQG newsletters are online, they are available for retrieval the first week of the month. You must provide self-addressed, stamped envelopes to the Membership Director if you wish to have your newsletter mailed. The required postage is a sixty-five cent (.65) stamp.

Thanks from your Membership Director!  
Colleen Babcock (outgoing), Reilly Zoda (incoming)

## GET READY FOR THE HOLIDAY BLOCK EXCHANGE 2012

Each Tucson Quilters Guild Member is invited and encouraged to create a Holiday quilt block for the annual Holiday Block Exchange. All you have to do is create a block that is a 12½ by 12½ inch square. Then pin a detachable muslin label that has the following information printed on it:

Made by: \_\_\_\_\_  
Date: \_\_\_\_\_  
Owned by: \_\_\_\_\_  
Title: (optional) \_\_\_\_\_

Roll the block with its label attached around a paper towel tube; gift wrap the package; and bring it with you to the Holiday Party. There are two parties to reflect the Tuesday Evening and the Wednesday Morning groups.

At the party, the wrapped blocks will be collected for distribution during the event. Each member that brings a block gets to choose a wrapped block from the basket. Unwrap your new treasure, write your name on the owned by line, and then pass it in to the Holiday Block Chairperson.

All blocks are displayed for the ENTIRE membership to vote for his or her favorite block. The top four blocks of each event will be retained for the January meeting. All other blocks will be taken home by their new owners.

The FINAL EIGHT will be voted on by the entire membership in January; the top four blocks will be awarded 1st, 2nd, 3rd, and honorable mention. The winners will be announced at the Quilt Fiesta; ALL EIGHT blocks will be hung in the Quilt Fiesta.

The Final Eight will be returned to their new owners at the February meeting; the ribbons will be given to the makers at the February meeting.

## TQG BOARD AND COMMITTEES

<b>President:</b>	Mary Meserve 883-4408 home 465-2785 cell
<b>Vice President:</b>	Kathy Harris 370-4323 cell
<b>Secretary:</b>	Joline Albaugh
<b>Treasurer:</b>	Cathy Dargel
<b>Quilt Show:</b>	Jean Biddick Kathryn Zimmer
<b>Members at Large:</b>	Marie Morris 623-0123 Laurie Mullins 252-5216
<b>Endowment/Donations:</b>	Sally Dickinson
<b>Membership:</b>	Reilly Zoda
<b>Programs:</b>	Kathy Barton Mary Blount
<b><u>Committees:</u></b>	
<b>Bears:</b>	Margaret Newman 883-4408
<b>Bees:</b>	????
<b>Pattern of the Month:</b>	Evelyn George 325-0166
<b>Corresponding Secty:</b>	Laurie Mullins 883-3568
<b>Education:</b>	Ruth Martin 682-3846
<b>Guild Pins:</b>	Colleen Babcock Joan Swanson Cathy Dargel 746-9246
<b>Historian:</b>	Christine McCollum
<b>Hospitality:</b>	Donata Pfisterer 760-0309
<b>Library:</b>	Kathryn Wald 749-4772 Margaret Newman 883-4408
<b>Newsletter:</b>	????
<b>NQA:</b>	????
<b>Finance:</b>	Marie Morris 623-0123
<b>Quilt-a-thon:</b>	????
<b>Quilting for Others:</b>	Mary Bazzano
<b>Helping Our Warriors:</b>	Laurie Mullins 883-3568
<b>Raffle Quilts: 2013</b>	Kathy Harris
<b>Holiday Block Exchange:</b>	Shari Thompson 834-4245
<b>Website:</b>	Meg Silvern 572-1984

We have 3 Committee Chair positions open on the Board of Directors: Bees, Quilt-a-thon, and NQA representative. The Bee-keeper position is a fairly simple, and flexible job. You keep track of all the bees in the area. This would be a good job for a new member interested in getting involved. If you have any questions about the open positions, contact Mary Meserve at either 883-4408 or [marymes@aol.com](mailto:marymes@aol.com).



### LIBRARY INFORMATION

**Tuesday Evening Meetings:** Open from 5:30 to 7pm only.  
**Wednesday Morning Meetings:** Open from 8:30 to 9:30 and during the break.  
**To renew books:** Call Donata Pfisterer the day before the meeting at 733-9557 or email her at: [donatap@photonengr.com](mailto:donatap@photonengr.com).

## NEWS

**EMAIL LIST:** The Guild now has an email list for easy communication with the members. Please log into the protected area of the website and put your name and email address into the box at the top of the page. After doing this, you will receive an email. You must click on the link after making the link into one long line. If this works, you will receive another email saying you were successful. If you have any problem with this, email me at [quilter@tucsonquiltersguild.com](mailto:quilter@tucsonquiltersguild.com). Meg Silvern



### Advertising

Members: \$5.00 for small want ads for  
 Quilting/sewing related items  
 Quilt related businesses:  
 \$25 business card size  
 \$50 1/4 page  
 \$100 half page



The Guild Basics	
<b>Who:</b>	All Members
<b>What:</b>	<b>Business Meeting</b> —First Wednesday of every month in the Church Classroom  2162 <b>General Meetings</b> - Second Wednesday of the month in the morning or the Tuesday evening preceding the second Wednesday - in the Parish Hall.
<b>When:</b>	<b>Business Meeting</b> — 9:30 AM ~ 10:30 AM <b>General Meetings:</b> Tuesday Evening—7:00~9:30 PM. Wednesday—9:30 AM~12:00 PM
<b>Where:</b>	St Frances Cabrini Church 3201 E. Presidio Near Fort Lowell and Country Club
<b>(How):</b> Parking	Guild members are asked to refrain from parking in the spaces in front of the Parish office; the Church wants these spaces to remain open for Church members who have business to attend to in the office. This is the small building to the east of our meeting room. <b>PARKING NOTICE:</b> Tuesday evening attendees: The Church's Family Classes are in session again, so PLEASE DO NOT PARK IN THE FRONT LOT. Use the side or back lot.
<b>Why:</b>	Come to get involved with all aspects of the Guild, to make new friends, learn new quilting skills, share, but most of all, to have <b>FUN</b> .



### Block of the Month/Pattern of the Month

**February was the final month for Block of the Month drawings**, and we are happy to congratulate Rhonda Borders, who won 10 Sweet Heart blocks on Tuesday, as well as Margot Garcia, who won 12 on Wednesday! And thanks to all the members who entered those drawings over the past 10 years! There must be a lot of blocks still out there, in the stashes of the lucky winners, and we'd still love to see them again, if they ever end up in a quilt someday---

**And now-- we move on to "Pattern of the Month,"** bringing you a new pattern each month in your newsletter. (There's also a new "Pattern of the Month" section of the website, where they will be even easier to find and print.)


Last month we gave you the "Classic Mosaic Block" which we hope you'll enjoy using for those scrappy quilts you like to make. For March, we offer "My Stamp Collection," a playful wall hanging that will take you back to your childhood. (Check out the growing list of patterns on the website, any time you're looking for ideas for your own quilting projects.)

And it's not too soon to say, if you make something with a "Pattern of the Month," we sure hope you'll bring it for show and tell!

We're on the lookout for more patterns, too--do you have a pattern or idea you'd like to share? We want quilt blocks (any size or style, either original or your variation of a classic), or perhaps a bag, tag, pincushion, notion, ornament, gift item, scrap project or other fun thing to make from your stash. Please don't be shy-- we know how creative quilters are!

Email your suggestions to Evelyn George, or just bring them to her at the meetings (there will be a suggestion box at the "Pattern of the Month" table). Be sure to include your name, phone # and email, and a description of your project, along with a photo or sketch if possible (Evelyn can help with the writing and illustrations). *Please note that we cannot use previously copyrighted patterns.*

Hope you enjoy your "Pattern of the Month!"  
Happy Quilting,  
Evelyn George  
[quilter4ever@cox.net](mailto:quilter4ever@cox.net)







## Pattern of the Month

March 2012

### "My Stamp Collection"

© 2012 by Evelyn George

Did you have a stamp collection when you were a kid? I did, but I have no idea what became of it! Here's a chance to create a "page" from your stamp album, and "frame" it for display.

Look through your novelty, juvenile and exotic fabrics for small motifs which can be cut out to represent stamps. Cut a strip or two of lightweight, paper-backed fusible adhesive about 3" wide. Working at the ironing board, cut a square or rectangle of fusible large enough to cover each selected motif with at least  $\frac{1}{2}$ " to 1" extra all around. Place fusible on *wrong* side of fabric, with adhesive side toward fabric. Fuse it to fabric, following package directions.

With *sharp* pinking shears or scalloped rotary blade, cut out the "stamps." Motifs may be centered or positioned as desired, to leave space for writing the name of a country, a person, place or event being commemorated, value of the stamp, etc. (These could be completely imaginary!) You could also use rubber stamps and fabric ink to create stamps.

Remove paper backing, arrange stamps on a piece of background fabric and fuse in place. Stitch stamps to background using straight or decorative stitching, and add details with fabric pens. If desired, sketch in "postmarks", dotting with a light touch to simulate the rough, partially inked marks. Study real stamps, or pictures of them, for more ideas—and use your imagination!



Trim "page" to desired size, including seam allowances, making sure corners are square. Add borders any width or style you wish, to look like a frame. (Remember to allow extra length if you want to miter the corners.) Layer, quilt and bind.

Your "stamps" may be larger than real ones, depending on sizes of the motifs you find in your fabric stash. But whatever size the quilt turns out to be, it's a lot of fun to make --- perhaps even as a special gift for someone!





**Tucson Quilters Guild, Inc.**  
**March 1, 2012 – February 28, 2013**  
**Membership Application**  
**\$30 General Membership**

☐ New    ☐ Renewal

Membership # \_\_\_\_\_

**Please Print Legibly:**

\_\_\_\_\_  
 (Last Name)↑

\_\_\_\_\_  
 (First Name)↑

\_\_\_\_\_  
 (Street Address)

\_\_\_\_\_  
 (City, State, Zip)

\_\_\_\_\_  
 (Phone Number)

\_\_\_\_\_  
 (E-Mail Address)

(Calendar year for dues goes from March 1 to the end of February.)

Alternate Street Address, if appropriate, ie, Winter visitor - Dates of use: \_\_\_\_\_

\_\_\_\_\_  
 (Street Address)

\_\_\_\_\_  
 (City, State, Zip)

Have you ever been a member of the Tucson Quilters Guild? ☐ Yes ☐ No

Are you a resident year-round..... ☐ Yes ☐ No

The newsletter is available on-line at <http://tucsonquiltersguild.com> by the first Wednesday of each month.

Please log onto our website "members only section" and register your email address in order to receive important announcements about Guild activities.

I understand that the Tucson Quilters Guild's main goal is the promotion of quilting in the Tucson area. To achieve this goal, the Guild has an annual Quilt Show, various projects undertaken during the year, and planned monthly programs. I will support this goal by sharing my talents and time as generously as I can for the betterment of this organization.

I am willing to help in the following ways:

☐ Program Committee

☐ Hostess A NEW Bee

☐ Sponsor a new member

☐ Library Committee

☐ Hostess an existing Bee

☐ Teach a Workshop

☐ Membership Committee

☐ Bee Keeper

☐ Quilt-a-Thon

☐ Hospitality

☐ Endowments/Grants

☐ Other \_\_\_\_\_

☐ Education Committee

☐ Quilting for Others

\*\*\*\*\*

Each member is expected to act as a hostess at the Quilt Show. Other work includes:

☐ Hanging

☐ Publicity

☐ Viewers' Choice

☐ Hostess

☐ Programs

☐ Photography

☐ Demonstrations

☐ Outreach

☐ Other \_\_\_\_\_

☐ Take Down

☐ Judging

☐ Raffle

☐ Bed Turning

\*\*\*\*\*

**SIGNED** \_\_\_\_\_

To be completed by Membership Committee:

Renewal ☐ or New Member ☐

Date Received: \_\_\_\_\_ \$ 30 as Cash or Check # \_\_\_\_\_ for year 2012

PLEASE COMPLETE, SIGN & RETURN WITH DUES & Self Addressed Stamped Envelope  
 Membership, Tucson Quilters Guild, P.O. Box 14454, Tucson, AZ 85732  
 Make checks payable to Tucson Quilt Guild