



FIESTA NEWS!



Business Meeting *Wednesday, February 1, 2012 9:30 AM*
General Meetings *Tuesday, February 7, 2012 7:00 PM*
Wednesday, February 8, 2012 9:30 AM



Kaleidoscope the very word promises surprise and magic, change and chance. Exploding with visual excitement, a kaleidoscopic design organizes an abundance of light and color, form and motion into a complex and coherent image. My goal is to harmoniously integrate the idea of a kaleidoscope with the techniques and materials of quilting. I try to free myself from a conventional sense of fabric orderliness, seeking a random quality in order to imitate the succession of chance interlinkings and endless possibilities synonymous with kaleidoscopes.

I make quilts on the same block in the Bronx where I grew up. Being a New Yorker wrapped up in the fabric of city life creates an inherent paradox contrasting the traditional image of quilting as part of a simple, make-do, rural way of life with my own complex urban-shaped space.

Historians have suggested that the block-style method of quilting evolved in response to the cramped quarters of early American life. My family's living arrangement in an urban environment created similar considerations which, unwittingly, I resolved in much the same way. For over twenty years, my work space in our two bedroom apartment was the forty-inch round kitchen table. A long distance view, alternate space, or not making quilts were not options. I believe this reality merged

with my personality and passion for fabric in shaping the direction of my kaleidoscopic piecework, causing me to rely on intricate detail and inherent symmetry, and to invent a shape that makes the most of limited space. My block style method is based on a pie-slice section.

Until I met quilts, I thought I was creative but not talented. To find something you love to do is a gift. To achieve recognition for it is a miracle. Whenever I got overwhelmed by a longing for functional space, complete with a door I could close, I tried to remember this. Lives change shape. In 2003, the second bedroom of our apartment was transformed into a studio.

My quilts have achieved international recognition for the innovative and complex designs inspired by the bilateral symmetry of kaleidoscopic images. Honored by inclusion in the Twentieth Century's 100 Best American Quilts, my designs have inspired products including the vast carpet in the Hilton Americas hotel in Houston, TX and were showcased in the American Folk Art Museum's first one person exhibition highlighting the work of a contemporary quilt artist (2009). In addition to numerous awards, I was a recipient of fellowships from the New York Foundation for the Arts and The Bronx Council on the Arts. I'm the author of [Kaleidoscopes & Quilts](#), [Snowflakes & Quilts](#), [Puzzle Quilts: Simple Blocks, Complex Fabric](#), [Paula Nadelstern's Kaleidoscope Quilts: An Artist's Journey Continues](#) and [Kaleidoscope Quilts: The Workbook](#).

I design textile prints exclusively for Benartex, Inc. and live in New York City with my husband, Eric

President's Message

What a wonderful Quilt Show! Every year seems more amazing. Congratulations to all the winners. A big THANK YOU! to all the wonderful ladies who work so hard to put the show together. We will get started right away on next year's show, so if you're interested in getting involved speak up soon.

President's Challenge: My next President's Challenge will be "Celebrations". What do you celebrate? A birthday, Valentine's, a wedding, a birth, a retirement, a favorite holiday? There are many things to choose from. Decide on your favorite and show us all about it. The only restriction is SIZE. It can only be 120" around the perimeter. If you have any question please ask me. Happy stitching!

Mary Meserve, President



UPCOMING SPEAKERS

2012

February Paula Nadelstern
 March..... Susan Cleveland
 April..... Carol Taylor
 May..... Karen Eckmeier
 June..... Sherrill Kahn
 September..... Karen Kay Buckley
 October..... Jane Davila
 November..... Margaret Miller

2013

February..... Larkin Van Horn

SO MANY OPPORTUNITIES; SO LITTLE TIME



Star Spangled 2012
HMQS
 May 10-12, 2012 / Salt Lake City, Utah

www.hmqs.org
 jennifer@hmqs.org | (801) 205-4701

Online quilt entry and class registration
 available Nov. 1st
 Request a catalog online today!

- 100 classes on a variety of machine-quilting topics
- \$27,000 in awards for judged quilt competition
- Hundreds of quilts on display, special quilt & garment exhibits, quilt challenges, and exclusive presentations
- Vendor Mall of 200 booths with the latest to see, try & buy


FOR SALE: Featherweight #221-1. Its number is AJ570869, it was made in 1950. It is a portable electric machine with its original case and some attachments. The machine purrs like a kitten and runs great too. It is in very good condition. The machine is clean, with all the gold still in great condition and light surface scratches. This is a wonderful machine to carry to classes or for an RV. It comes with a copy of a 1940 manual. The carrying case has had the handle replaced and one of the locks is broken. \$300 or OBO. Rosalee 970-778-7658

We sadly announce the passing of a dear quilt friend, Anne Berry. She was a long time member of the guild, and she will be greatly missed.

Peter Adams' father passed away in December. We offer our condolences and our hugs to Peter.

ALL ABOUT PROGRAMS

PAULA NADELSTERN	February 7 & 8 - Lecture: "Symmetry and Surprise: The Kaleidoscope as Design Inspiration"
	February 9 - Workshop: "Needlestars", intermediate skills <i>wait list only</i>
	February 10 - Workshop: "The Puzzle Quilt", beginner to intermediate skills needed <i>wait list only</i>
SUSAN CLEVELAND	March 13 & 14 - Lecture: "My Eclectic Quilt"
	March 15 - Workshop: "Piping Hot Binding" <i>wait list only</i>
	March 16 - Workshop: "Big Beautiful Threads" <i>wait list only</i>
CAROL TAYLOR	April 10, 11, 2012 - Lecture: "Sew Many Quilts, So Little Time"
	April 12, 13 - Workshop: "The Value of Value" <i>waitlist only</i>
KAREN ECKMEIER	May 10, 11, 2012 - Lecture: "Oops, My Edges are Showing"
	May 10, 2012 - Workshop: "Happy Villages" <i>open</i>
	May 11, 2012 - Workshop: "Let's Make Waves" <i>open</i>
SHERRILL KAHN	June 12, 13, 2012 - Lecture: "Trunk Show"
	June 14, 15, 2012 - 2 Day Workshop: "Painting Pizazz" <i>open</i>



Registration opens six months in advance of each workshop before the start of the Business Meeting. The member fee for workshops is \$50. The fee for non-members is \$75. More information on class policies and fees is available on the website.

*******QUILT RETREAT*******

RITTER RANCH RETREAT
HEREFORD/SIERRA VISTA ARIZONA
3-4 DAY RETREAT FROM 175.00
www.ritterranchretreat.com
Sheila Ritter 520-559-0755

QFO: Come see us in February - We have kits and lots of tops to be quilted. Please help us this year in getting some of the tops quilted. The Quilting for Others Committee

We have 4 large quilts that need to be quilted. Please call Mary Bazzano 297-9576 if you would like to quilt a big quilt for us this year - No hurry in getting these tops quilted. The approx. size of these quilts are 80" X 95". Thanks, Mary Bazzano

FOR SALE - HQ Sixteen Sit Down quilting machine. Package includes machine, table, bobbin winder, all accessories! Entire system only takes up 9 square feet of floor space. Retail for \$4,995, asking \$2,500. Take your free motion quilting to the next level! Contact Barbara Polston at 480-961-5177 or barbarapolston@cox.net.

Barbara Polston has been elected to the Board of Directors for the Association of Pacific West Quilters, the sponsor of the annual Pacific West Quilt Show. Arizona quilters are included in the APWQ region, may enter the Pacific West quilt show, and participate in APWQ activities. One of those is the 2012 fabric challenge.

The submission deadline
for articles for the
March Newsletter is
Wednesday, February 15, 2012.
Articles should be sent to :
newsletter@tucsonquiltersguild.com
Newsletter Editor is Margaret Newman



New Committee! "HOW: Help Our Warriors" At the December business meeting, Laurie Mullins presented a new committee idea to the board members. She suggested a specific committee to assist the VA Hospital with donations, and she calls the committee "HOW: Help Our Warriors." The board approved the idea, and Laurie is the chairperson.

So, here we go people! Come help our warriors! We need people to make twin size quilts, lap quilts (3x5), baby blankets (3x3), heart pillows, shawls, and tote bags. Many people in the guild also knit or crochet. We could use socks (white), baby blankets (3x3), knitted or crocheted caps, and shawls. Remember, not all soldiers are men anymore.

We will have meetings once a month. The first two are at Bella Quiltworks, 5648 E Broadway Blvd. Feb 20th from 1-4pm, and March 19th from 1-4pm. If you have any questions, please call Laurie Mullins at home: 520-883-3568 or cellphone: 520-252-5216. Look for us on Facebook!

CENTRAL AREA:

Art Quilters Contact: Barbara Hall, 622-9268,
or rbarber21@cox.net

Where: Bella Quiltworks;

When: Third Wednesday at 10 AM

Himmel Park Contact: Ruth Campbell, 792-1639

Where: Himmel Park Library,

When: Third Wednesday at 6 PM

Tropical Islands Quilters & Crafters Contact: Joey Nakagawa
joeykiomi@hotmail.com

Where: Himmel Park Library

When: usually last weekend of the month; contact for details

EAST SIDE:

Eastside Evening Bee Contact: Connie Weigel, 760-7728
or xuxala@msn.com

Where: El Camino Baptist Church 7777 E. Speedway,

When: First Thursday of the month 6:30-9PM

Siesta Bee Contact: Nelle Starr, 886-4123

Where: members' homes (Northeast) call for directions

When: 3rd Tuesday of the month 1pm

GREEN VALLEY:

North of the Border Contact: Babs Phillips, 393-6557

Where: M & I Bank 270 W. Continental Green Valley,

When: Thursday 9:30 - Noon

NORTHWEST:

Quilting for Others Contact: Mary Meserve, 883-4408

Where: Cactus Quilt Shop,

When: Third Wednesday, 9:30 – Noon

Theme: Tucson Charities

Material Girls Contact: Caroline Schau, 297-9965,
CarolineSchau@comcast.net

Where: Rotate Homes

When: First and Third Thursdays at 1 PM

CONTINENTAL RANCH/TWIN PEAKS:

Contact: Merry Putney, 579-3376 (contact Merry for updates)

Where: 9358 N. Sunflower Blossom Pl.

When: 3rd Friday at 10 AM



Centennial Fabric Challenge Winners

First Place: Sally Dickinson. Second Place: Peg Clampet.

Third Place: Patty Kruse. Thank you all who voted, and thank you to all who participated in the challenge!

QUILT FIESTA! 2012



Quilt Fiesta 2012 Thank Yous: Thank you to all the Quilt Fiesta show committee members who put in the countless hours to make the show run smoothly and successfully. You made Kathy's and Donata's job easy. A thank you to all the members that volunteer to work with the show committee, you make their job easier. A thank you to all the members, husbands, sons, daughters, sisters, brothers, nieces, nephews, and friends who help put up, take down and attend the show, you are greatly appreciated. A big thank you to all the members that entered their quilts, your efforts and beautiful work is what makes the guild put on this show successfully year after year. Keep it up. A thank you to all who attended our show we are grateful for your support year in and year out. Donata Pfisterer and Kathy Zimmer, 2012 Quilt Fiesta Quilt show co-chairs

Betty Hayden Award Congratulations to our 2012 Betty Hayden Award winner Ellen Pott for her quilt 'Neutral Day'. Our other entry was Phyll White's 'Hunter's Star'. We have two truly talented new quilters in our guild. Thank you for entering your quilts and for sharing your talents with us.

A Note Regarding Judging: 2012 Quilt Fiesta!

As Judging Co-chairs for the annual Guild show, we would like to extend our sincere thanks to esteemed professional judges Sherri Bain Driver and Lynn Kough. These two women spent two full days studying the 200 quilts entered for competition and making some very tough decisions regarding ribbons. We appreciate their dedication, professionalism and stamina! We were struck by their empathy...they love quilts and their aim is to encourage quilters. They were obviously thrilled whenever they saw exceptional workmanship and were genuinely trying to educate us when they made comments on our evaluation forms regarding areas where we can improve our quilting skills.

We want members to know that the judges praised our Guild for the variety of quilts entered in this year's show. They found it impressive that quilters of varying levels of experience were willing to submit their quilts for the judging process as this is one of the best ways to become a better quilter.

We would also like to express our gratitude to the 22 Guild members who worked tirelessly for two days to ensure that the judging process ran smoothly this year. Our volunteers are competent, curious and an honest pleasure to work with. We really appreciate your attitude and your efforts.

Hoping everyone enjoyed our wonderful Quilt Fiesta!
Nancy Arseneault & Lois Podolny
Judging Co-chairs 2012 Quilt Fiesta

A TAKE DOWN THANK YOU! A big thank you to all the volunteers who helped with takedown this year. You showed up, you worked hard at whatever tasks you were given, and you did not complain. Nearly 100 quilters signed themselves and their husbands up to work and even more showed up on Sunday. We all did what we needed to do and were out of the building at 6:00 PM ... teamwork is a wonderful thing.

Thank you all very, very much!! And an especially big thank you to all the wonderful husbands who helped. We could not have done it without them. —Adrienne Bortell • tabfull@aol.com

SUCCESSFUL SMALL QUILT AUCTION

A big **THANK YOU** to all who participated in making this year's auction a big success. We had members who made and donated quilts, members who volunteered to work at the auction – both silent and live – during the quilt show, and members who bid on and purchased quilts in the auction. Most of the members who worked in the auction area during the show did so in addition to working other jobs during the show, from hosting to committee chairs from other areas of the show.

I am in the process of delivering the last of the Silent Auction quilts to the winning bidders. While the final tally won't be in until all quilts have been delivered and paid for, we have raised just about \$4,000 with our first Small Quilt Auction.

If you were at the Quilt Fiesta! on Sunday afternoon, I hope you found time to stop by the Demo area to watch and listen as our volunteer auctioneer, Oscar Jaramillo, was conducting the auction. Everyone present enjoyed the live auction, and several of our members got in on the action.

I met two Hopi quilters who were at the show as visitors. These ladies were in town for the opening of the Hopi Quilt Show at the Arizona State Museum. Carolyn O'Bagy Davis, their hostess for the week, shared with me that these women are thinking of starting a summer program in the high school to teach quilting to young women on the Reservation. I will share more of these details with you as I learn about their proposal.

Again, thank you to all who helped in some way.
Sally Dickinson, Small Quilt Auction Chair

Bed Turning

Wow! Thank You, Thank You, Thank You...to each of you who helped with the 2012 Bed Turning. You shared vintage quilts with 11 appreciative audiences!

Thanks to *Guild* members who loaned their quilts. Thanks to the narrators who read stories about the quilts. Thanks to the turners who tenderly handled the quilts. Thanks to those that loaned "props" to enhance the experience. Thanks to committee members Judy Breneman and Sheryl Verts for their help. Sue Franklin, Chair, Bed Turning, *Quilt Fiesta* 2012.

I would like to make a correction to a quilt entry description that was in the quilt show. The quilt was number 382, Daddy's Ties, made by Ruth Campbell.

The description tag should have said that the quilt was beautifully machine quilted by Penny Allen. Not hand quilted by Ruth Campbell. (from Ruth Campbell)



HOLIDAY BLOCK COMMITTEE REPORT

A total of 33 Holiday blocks were submitted during the two Holiday Party events; 12 on the Tuesday evening and 21 on the Wednesday morning. With a total membership of 649, we had a participation level of 5%. 16% (104 members) voted for the final eight between the two general meetings.

THE FINAL EIGHT:

Mary Ball
Kathy Barton
Evelyn George
Amy Kemper

Sandy Rakow
Sara Rumbaugh
Vivian Streeter
Kathryn Wilkinson

THE WINNERS

First Place goes to:

Second Place goes to:

Third Place goes to:

Honorable Mention goes to:

Amy Kemper

Evelyn George

Mary Ball

Vivian Streeter

I want to thank all of you who participated in this year's exchange. A special thanks to Karen Fisher who created the lovely ribbons. Thanks also go to Mary Bazzano, Judy Gilmartin, Karen Fisher, and Jan Wright for counting the ballots.

The blocks and ribbons will be handed out at the February general meetings.

Respectfully submitted,
Shari Thompson, chairperson

HANGING — The Hanging Committee WOULD LIKE TO thank ALL THE MEN THAT HELPED US ON Wednesday TO SET UP AND EVERYONE THAT SHOWED UP ON Thursday. The show would not have been a success without your help.

2012 Hanging Committee



White Glove Ladies needed for Arizona History Museum Grand Opening of the Centennial Celebration: 100 Years 100 Quilts Exhibition

Volunteers are needed on February 18th, from 10:00am-4:00pm for the Centennial Celebration 100 Years 100 Quilts Exhibition. Each shift will be two (2) hours. The same guidelines used for being a Hostess at Quilt Fiesta will be used. Details about parking will be available when you sign up. Shift times: 10-Noon; Noon-2pm; 2pm-4pm.

Please contact me at carolynmoser@comcast.net or 760-4471 (answering machine if not home) with the shift time you would like or any questions. I will be at both February meetings to do sign ups and answer questions.

Special Message to the 'Night Shift'

I heard someone refer to the members who attend the Tuesday night Guild Meeting as the 'Night Shift' and the more I thought about it, the better I liked it. We are the ones who choose to spend one Tuesday night a month at a quilt meeting!!

It has become extremely difficult to find volunteers for the Board of Directors. Someone from the Night Shift asked if the business meetings had to be on Wednesday morning. Our by-laws don't require a Wednesday morning meeting, they simply state that the business meeting must be held before the Guild meeting. Therefore, the Directors are looking at the possibility of moving the monthly Business meeting to an evening meeting. This will allow Guild members who attend the Tuesday night meeting to hold office. This idea was talked about at the January meeting and three people volunteered to help.

We will again discuss it at the February meeting and I will be glad to take the names of other people willing to serve on the Board. Job descriptions are available on the web site and we have the following positions open:

One Program Director (We have one person who has volunteered.)


Two Quilt Show Directors

Secretary

Treasurer

Membership Director

Endowment Director



Marie Morris

Member at Large for the Night Shift

CALLING ALL DESIGNERS! We need to start working on the Raffle Quilt for 2014! Do you have ideas for the next raffle quilt? To start we just need a committee to find several designs for everyone to vote on. Please let me know if you are interested. —Mary Meserve

Pacific West Quilt Show Announces Challenge



Pacific West Quilt Show has announced the 2012 fabric challenge sponsored by Clothworks. Challenge rules include that a recognizable amount of challenge fabric must appear on the front of the quilt, the entry must be constructed of three layers (top, batting, and backing) and held together by quilting, and that the finished size be 18" x 18" with a three-inch sleeve on the back for hanging.

Anyone may participate in the challenge. The \$5 entry fee (due by March 20) secures a fat quarter of the challenge fabric for the entrant. Finished quilts must be received by July 2 and will be shown at the Pacific West Quilt Show, August 24-26, at the Greater Tacoma (Washington) Convention and Trade Center. All entries are eligible for award consideration, with a 1st, 2nd, and 3rd place ribbon being selected by challenge judges.

Clothworks, the sponsor of the challenge, is a leading manufacturer of cotton fabrics sold through quilt shops across the United States and around the world. The challenge fabric, designed by the late Laurel Burch, is a multi-color print featuring butterflies called "Flying Colors II." The Pacific West Quilt Show is sponsored by the Association of Pacific West Quilters. The show dates back to 1994 and was formerly known as Pacific Northwest Quiltfest. With the expansion of the Association of Pacific West Quilters, and its name change, the quilt show has become an annual event under the Pacific West Quilt Show name.

Complete details on the Pacific West Quilt Show, and the 2012 Clothworks Challenge, may be found at the organization's web site, www.apwq.org, by calling 1-253-778-6155, or e-mailing info@apwq.org.

TQG BOARD AND COMMITTEES

President:	Mary Meserve 883-4408 home 465-2785 cell
Vice President:	Kathy Harris 370-4323 cell
Secretary:	Sally Dickinson
Treasurer:	Joan Swanson 297-8433
Quilt Show:	Donata Pfisterer 760-0309 Kathy Zimmer
Members at Large:	Marie Morris 623-0123 Laurie Mullins 252-5216
Endowment/Donations:	
Membership:	Colleen Babcock 405-5478
Programs:	Joline Albaugh 822-1485 Judy Kinter-Gilmartin
<u>Committees:</u>	
Bears:	Margaret Newman 883-4408
Bees:	Laura Cotter 298-3841
Block of the Month:	Kay Hendricks 325-4509 Evelyn George 325-0166
Corresponding Secty:	Laurie Mullins 883-3568
Education:	Ruth Martin 682-3846
Guild Pins:	Patty Kruse 885-2069
Historian:	Cathy Dargel 746-9246
Hospitality:	Christine McCollum
Library:	Donata Pfisterer 760-0309 Kathryn Wald 749-4772 Margaret Newman 883-4408
Newsletter:	
NQA:	Jo Cady-Bull 326 4572
Finance:	Marie Morris 623-0123
Quilt-a-thon:	Mary Bazzano, Evelyn George, Kathryn Wald
Quilting for Others:	Mary Bazzano
Helping Our Warriors:	Laurie Mullins 883-3568
Raffle Quilts: 2012	Kathryn Wald
Holiday Block Exchange:	Shari Thompson 834-4245
Website:	Meg Silvern 572-1984

NEWS

EMAIL LIST: The Guild now has an email list for easy communication with the members. Please log into the protected area of the website and put your name and email address into the box at the top of the page. After doing this, you will receive an email. You must click on the link after making the link into one long line. If this works, you will receive another email saying you were successful. If you have any problem with this, email me at quilter@tucsonquiltersguild.com. Meg Silvern

LIBRARY INFORMATION

Tuesday Evening Meetings: Open from 5:30 to 7pm only.
Wednesday Morning Meetings: Open from 8:30 to 9:30 and during the break.
To renew books: Call Donata Pfisterer the day before the meeting at 733-9557 or email her at: donatap@photonengr.com.

Old Book Sale!!!

Due to the many requests, we are having our old book sale in February and May this year. No book will be over \$3.00. All books will be from 1999 and before. We will have separate inventories for Tuesday evening and Wednesday morning. Come early for the best picks.



It's Membership Renewal time again! The annual membership dues are \$30. We have attached the membership application to the newsletter this year. Please fill in the application and mail it with your check for \$30, and a self-addressed, stamped envelope it to P.O. Box 14454, Tucson, AZ 85732, ATTN: Membership. We'll mail your new membership card to you. The membership form is also available for printing from the Guild's website. The Tucson Quilters Guild no longer has a credit card machine, so only cash and checks will be accepted if you renew your membership at the Guild meetings. To avoid the long lines renew by mail!

Remember that the TQG newsletters are online, they are available for retrieval the first week of the month. You must provide self addressed stamped envelopes to the Membership Director if you wish to have your newsletter mailed. The required postage is sixty-five cent s(.65). Thanks, Colleen Babcock, Membership Director

QUILT FOR A CAUSE.....ALERT! 2013 - Road to California Bus Trip

QFAC is planning another overnight bus trip.....this time to Road to California which runs from January 23-27, 2013. We will choose the dates for the trip later. Details will follow. The bus will fill quickly, so if you are interested please email jeabea@msn.com. We will require a \$50 deposit soon for those who are seriously interested. This will not conflict with our Quilt Fiesta.

Remember, we will be collecting your auction quilts at the March TQG meeting. Auction day, Saturday March 2, 2013, is sure to be exciting! We will have the Live Auction in the morning and the Silent Auction will follow. Everyone seems very enthusiastic about donating quilts and attending the auction. As a reminder this is our Quilt for a Cause Mission Statement: To use the art and business of quilting to pursue medical advances against breast and gynecological cancers. Funds will be raised for research, to continue the education of medical professionals and to support clinical organizations that raise awareness, offer detection, and provide treatment to all women. —Jeannie Coleman — 529-5723



100 Years, 100 Quilts

Arizona Centennial Exhibition

Arizona Historical Society (AHS)

Arizona History Museum

949 E. 2nd St.

Tucson, AZ

(520) 628-5774

Exhibit opening on Saturday,

February 18, 2012

1:30 p.m. – 4:30 p.m.

Ribbon Cutting Ceremony, 1:30 p.m.

by Arizona Secretary of State

Ken Bennett, Exhibit Honorary Chair

General Admission:

Adults \$5; Ages 60+ \$4; Ages 12-18 \$4;
Ages 11 and younger free. AHS members free.

This exhibit will be on display through
the 2012 Centennial Year.


Please call for museum hours and parking details.

www.ArizonaHistoricalSociety.org

Stitched, the film that follows three quilters as they compete for the Best of Show prize in Houston's International Quilt Festival, will show twice during the Sedona International Film Festival. Please help me spread the word. **Stitched** Director Jena Moreno and Director of Photography Tom Gandy will answer questions from the audience about the film. Quilter Hollis Chatelain, who is featured in the documentary, will also attend the screenings.

Stitched screenings during Sedona International Film Festival
Feb. 24 at 12:20 p.m. at Harkins Theatres
at 2081 W State Route 89A, West Sedona

Feb. 25 at Noon at Sedona Performing Arts Center (Red Rock High School) 995 Upper Red Rock Loop Rd., West Sedona.
For Ticket and Package Prices Visit:
<http://www.sedonafilmfestival.com>



Tucson Quilters Guild, Inc.
By-Laws

By-Laws Change Proposal

January 10, 2012



1. Article IV, Section 7.

Any Director of the Guild who misses three (3) Business meetings in a fiscal year shall be removed from office. An election will be held to fill that position for the remainder of the term other than as provided by in Article VI. An Acting Director shall be appointed by the board in the interim.

Proposed change: *Any Director of the Guild who misses three (3) business meetings in a fiscal year for reasons other than an excused absence as approved by the President or Vice President may be removed from office.*

2. Article X: Funds and Fiscal Year:

Section 3: *All Checks and Monies offered for purposes of donations to charity shall be made out to TQG and any checks to the charity are written from the Guild Treasury.*

Section 4: Persons entrusted with the handling of corporation funds may be required, at the discretion of the Board, to furnish at corporation expense, a suitable fidelity bond.

(was previously Section 3)

The Guild Basics

Who:	All Members
What:	Business Meeting —First Wednesday of every month in the Church Classroom General Meetings - second Wednesday of the month in the morning or the Tuesday evening preceding the second Wednesday - in the Parish Hall.
When:	Business Meeting — 9:30 AM ~ 10:30 AM General Meetings: Tuesday Evening—7:00~9:30 PM. Wednesday—9:30 AM~12:00 PM
Where:	St Frances Cabrini Church 3201 E. Presidio Near Fort Lowell and Country Club
(How): Parking	Guild members are asked to refrain from parking in the spaces in front of the Parish office; the Church wants these spaces to remain open for Church members who have business to attend to in the office. This is the small building to the east of our meeting room. PARKING NOTICE: Tuesday evening attendees: The Church's Family Classes are in session again, so PLEASE DO NOT PARK IN THE FRONT LOT. Use the side or back lot.
Why:	Come to get involved with all aspects of the Guild, to make new friends, learn new quilting skills, share, but most of all, to have FUN .

Block of the Month/Pattern of the Month

Thanks to everyone who brought their pretty "Shadow Box" blocks for the February drawings, and congratulations to Mary Meserve, who won 9 on Tuesday and to Mary Bazzano who won 12 on Wednesday!

At the February meetings, we'll have the drawings for your "Sweet Heart" blocks (the pattern was in last month's newsletter). **The February Block of the Month drawings are the last ones we'll have**, so don't miss out! Thanks so much to all of you who have entered the Block of the Month drawings over the past ten years! You've been great!

And now-- we become "Pattern of the Month," bringing you a new pattern each month in your newsletter. (We're also planning to set up a "Pattern of the Month" section of the website.) Patterns will be quilt-related--perhaps a block (either original or your variation of a classic), or perhaps a bag, tag, pincushion, notion, ornament, gift item, scrap project or other fun thing to make from your stash. In fact, we encourage you, TQG members, to submit your ideas--we know how creative quilters are! Do you have a pattern or idea you'd like to share? Let's make our "Pattern of the Month" feature the best!

Email your suggestions to Evelyn George, or just bring them to her at the meetings (there will be a suggestion box at the "Pattern of the Month" table). Be sure to include your name, phone # and email, and a description of your project, along with a photo or sketch if possible (Evelyn can help with the writing and illustrations). *Please note that we cannot use previously copyrighted patterns.*

So, to begin our new feature, **in this newsletter you'll find the first "Pattern of the Month"**--The Classic Mosaic block, offered by Kay Hendricks. You'll find directions for the block in two sizes--and see how it might look in a quilt (also, look for examples of block colorings and quilt layouts scattered throughout the newsletter)!

I hope you won't miss having the block drawings too much, and really hope you enjoy your "Pattern of the Month!"

Happy Quilting,
 Evelyn George
quilter4ever@cox.net





"Pattern of the Month"

February 2012

Edited by Evelyn George

Classic "Mosaic" Block (in 2 sizes)


A great block for using up scraps -- no wonder it's been popular for over 100 years! Depending on where you put lights and darks, different designs can be created. Add sashing between them to make each block stand out; or place them directly together or with alternating plain blocks to create other designs.

Thanks to Kay Hendricks for contributing this idea to "Pattern of the Month!"

--What can *you* do with "Mosaic"?




This block was originally made with templates, but we've discovered that a $5\frac{1}{2}$ " or $10\frac{1}{2}$ " block is easy to rotary cut, so we'll offer both—choose the size that works best for the quilt you are making.

	(Finished size) <u>$5\frac{1}{2}$" Block</u>	(Finished size) <u>$10\frac{1}{2}$" Block</u>
Here's what to cut for one block:		
<u>Center square</u> (cut 1)	$2\frac{1}{2}$ " square	$4\frac{1}{4}$ " square
<u>Surrounding squares</u> (cut 4)	$2\frac{1}{2}$ " square	$4\frac{1}{4}$ " square
<u>Side triangles</u> (cut 1 square)	4" square	$6\frac{1}{2}$ " square
(Cut the square twice diagonally  to make the 4 <i>side</i> triangles)		

<u>Corner triangles</u> (cut 2 squares)	$2\frac{1}{4}$ " square	$3\frac{1}{2}$ " square
(Cut these 2 squares in half diagonally;   this makes the 4 <i>corner</i> triangles)		

(NOTE: *Side triangles are larger than corner triangles.*)

To assemble block, arrange pieces "on point," as shown at right → and stitch together into 3 rows, including just *side* triangles in the rows. In first and third rows, press seams toward triangles; in middle row, press toward center square. Join rows together; then, add *corner* triangles last.



Unfinished size:
6" (or 11")

Finished size (in the quilt):
 $5\frac{1}{2}$ " (or $10\frac{1}{2}$ ")



Classic Mosaic Block, p. 2

The block can be made larger by adding sashing. Cut sashing strips the length of your unfinished block side (6" or 11" in this case), and as wide as you'd like them to be (remember to add an extra $\frac{1}{2}$ " to the width, for seam allowances.) Also cut 4 squares for cornerstones, the same width as sashing strips.

For example, if your block is 6" unfinished, cut 4 sashing strips $1\frac{1}{2}$ " wide x 6" long, and 4 cornerstones $1\frac{1}{2}$ " square. Adding them will increase unfinished size of block to 8" and finished size to $7\frac{1}{2}$ ".



Suggestion: A fast way to sash an entire quilt is to first add sashing to two adjacent block sides (add a cornerstone to one end of the second strip). Then sew blocks into rows, keeping the sashed edges oriented the same way, for example at bottom and right hand sides of blocks. →



When these half-sashed blocks are joined into rows, you will find you only need to add sashing and cornerstones to top and left sides of quilt to complete the sashing all the way around.


The Mosaic quilt at right has 36 blocks→

Using $5\frac{1}{2}$ " blocks, 1" sashing and cornerstones, and 2" borders, it measures 44" square.)

Or, with $10\frac{1}{2}$ " blocks, 2" sashing and cornerstones, and $4\frac{1}{2}$ " borders, it measures 86" square.

(To make a quilt using unsashed Mosaic blocks alternated with plain blocks, simply cut plain squares the same size as your Mosaic blocks.)

--Add this pattern to your box of pretty scraps, and any time you need a fun, recreational day, make a bunch of Mosaic blocks!



Tucson Quilters Guild, Inc.
March 1, 2012 – February 28, 2013
Membership Application
\$30 General Membership

<input type="checkbox"/> New <input type="checkbox"/> Renewal
<hr style="border: 1px solid black;"/> Membership #

Please Print Legibly:

(Last Name)↑	(First Name)↑
(Street Address)	(City, State, Zip)
(Phone Number)	(E-Mail Address)
(Calendar year for dues goes from March 1 to the end of February.)	
Alternate Street Address, if appropriate, ie, Winter visitor - Dates of use: _____	
(Street Address)	(City, State, Zip)

Have you ever been a member of the Tucson Quilters Guild? ☐ Yes ☐ No
 Are you a resident year-round..... ☐ Yes ☐ No

The newsletter is available on-line at <http://tucsonquiltersguild.com> by the first Wednesday of each month.

Please log onto our website "members only section" and register your email address in order to receive important announcements about Guild activities.

I understand that the Tucson Quilters Guild's main goal is the promotion of quilting in the Tucson area. To achieve this goal, the Guild has an annual Quilt Show, various projects undertaken during the year, and planned monthly programs. I will support this goal by sharing my talents and time as generously as I can for the betterment of this organization.

I am willing to help in the following ways:

- | | | |
|---|--|---|
| <input type="checkbox"/> Program Committee | <input type="checkbox"/> Hostess A NEW Bee | <input type="checkbox"/> Sponsor a new member |
| <input type="checkbox"/> Library Committee | <input type="checkbox"/> Hostess an existing Bee | <input type="checkbox"/> Teach a Workshop |
| <input type="checkbox"/> Membership Committee | <input type="checkbox"/> Bee Keeper | <input type="checkbox"/> Quilt-a-Thon |
| <input type="checkbox"/> Hospitality | <input type="checkbox"/> Endowments/Grants | <input type="checkbox"/> Other _____ |
| <input type="checkbox"/> Education Committee | <input type="checkbox"/> Quilting for Others | |

Each member is expected to act as a hostess at the Quilt Show. Other work includes:

- | | | |
|---|--------------------------------------|--|
| <input type="checkbox"/> Hanging | <input type="checkbox"/> Publicity | <input type="checkbox"/> Viewers' Choice |
| <input type="checkbox"/> Hostess | <input type="checkbox"/> Programs | <input type="checkbox"/> Photography |
| <input type="checkbox"/> Demonstrations | <input type="checkbox"/> Outreach | <input type="checkbox"/> Other _____ |
| <input type="checkbox"/> Take Down | <input type="checkbox"/> Judging | |
| <input type="checkbox"/> Raffle | <input type="checkbox"/> Bed Turning | |

SIGNED _____

To be completed by Membership Committee: Renewal <input type="checkbox"/> or New Member <input type="checkbox"/> Date Received: _____ \$ 30 as Cash or Check # _____ for year 2012

PLEASE COMPLETE, SIGN & RETURN WITH DUES & Self Addressed Stamped Envelope
 Membership, Tucson Quilters Guild, P.O. Box 14454, Tucson, AZ 85732
 Make checks payable to Tucson Quilt Guild