



FIESTA NEWS!



Business Meeting Wednesday, January 4, 2012 9:30 AM
General Meetings Tuesday, January 10, 2012 7:00 PM
Wednesday, January 11, 2012 9:30 AM



Tucson Quilters Guild presents:
Quilt Fiesta! Quilt Show
January 20-22, 2012
Guest speaker: Sue Hausmann



President's Message

Happy New Year! I hope you all enjoyed your holidays. Now we get to look forward to the Quilt Fiesta! It will be a great show as always. Hopefully a couple people will step forward to be Quilt Fiesta! Co-Chairs for next year.

There are several very important offices that need new Directors. We can not continue as a guild without a Membership Director. No members? No reason to worry about needing a new Treasurer. We also need a Recording Secretary, and we need someone to help our new Program Director. These are wonderful opportunities to become more involved in **your** guild. If you would like more information on what is involved with these positions, job descriptions are posted on the website. I would also love to discuss it with you. This is **YOUR** guild. Whether it continues to operate or not is up to you.

Or do I get to be the first President to save everyone \$30?
I sure hope not!

Sincerely,
Mary Meserve



Newsletter game: Don't tell your friends! Keep it a secret. Five more membership numbers have been hidden in this newsletter. If one of them is yours, let me know at the next meeting or by contacting me if you can't attend, and you will win a prize. Mary Meserve, 520-883-4408, marymes@aol.com.

UPCOMING SPEAKERS

2012

February Paula Nadelstern
 March..... Susan Cleveland
 April..... Carol Taylor
 May..... Karen Eckmeier
 June..... Sherrill Kahn
 September..... Karen Kay Buckley
 October..... Jane Davila
 November..... Margaret Miller

2013

February..... Larkin Van Horn

We sadly announce the news of Connie Stephens' husband's passing.

We must also announce the passing of Judy Christianson's husband.

Our hearts and prayers go out to our friends during this difficult time.

SO MANY OPPORTUNITIES; SO LITTLE TIME



Star Spangled 2012 HMQS

May 10-12, 2012 | Salt Lake City, Utah

www.hmqs.org

jennifer@hmqs.org | (801) 205-4701

☆☆☆

Online quilt entry and class registration
available Nov. 1st

Request a catalog online today!

- 100 classes on a variety of machine-quilting topics
- \$27,000 in awards for judged quilt competition
- Hundreds of quilts on display, special quilt & garment exhibits, quilt challenges, and exclusive presentations
- Vendor Mall of 200 booths with the latest to see, try & buy


Quilting For Others: In November we received 184 pillowcases from the Sunflower Bee: Sandy Wheeler, Donna Mahausca, Christen Roussord, and Kaye Wyatt. This was their project for 2011 at their Bee. All pillowcases were given out in December. Also, in December, we gave 6 quilts and stockings to the Family Loving Kare Home for Christmas gifts for the residents. QFO Committee



ALL ABOUT PROGRAMS

1337


PAULA NADELSTERN	February 7 & 8 - Lecture: "Symmetry and Surprise: The Kaleidoscope as Design Inspiration"	
	February 9 - Workshop: "Needlestars", intermediate skills	<i>wait list only</i>
	February 10 - Workshop: "The Puzzle Quilt", beginner to intermediate skills needed	<i>wait list only</i>
SUSAN CLEVELAND	March 13 & 14 - Lecture: "My Eclectic Quilt"	
	March 15 - Workshop: "Piping Hot Binding"	<i>wait list only</i>
	March 16 - Workshop: "Big Beautiful Threads"	<i>6 spots left</i>
CAROL TAYLOR	April 10,11, 2012 - Lecture: "Sew Many Quilts, So Little Time"	
	April 12, 13 - Workshop: "The Value of Value"	<i>waitlist only</i>
KAREN ECKMEIER	May 10, 11, 2012 - Lecture: "Oops, My Edges are Showing"	
	May 10, 2012 - Workshop: "Happy Villages"	<i>open</i>
	May 11, 2012 - Workshop: "Let's Make Waves"	<i>open</i>
SHERRILL KAHN	June 12, 13, 2012 - Lecture: "Trunk Show"	
	June 14, 15, 2012 - 2 Day Workshop: "Painting Pizazz"	<i>open</i>



Registration opens six months in advance of each workshop before the start of the Business Meeting. The member fee for workshops is \$50. The fee for non-members is \$75. More information on class policies and fees is available on the website.

*****QUILT RETREAT*****

RITTER RANCH RETREAT
HEREFORD/SIERRA VISTA ARIZONA
3-4 DAY RETREAT FROM 175.00
www.ritterranchretreat.com
Sheila Ritter 520-559-0755



FOR SALE - HQ Sixteen Sit Down quilting machine. Package includes machine, table, bobbin winder, all accessories! Entire system only takes up 9 square feet of floor space. Retail for \$4,995, asking \$2,500. Take your free motion quilting to the next level! Contact Barbara Polston at 480-961-5177 or barbarapolston@cox.net.

The submission deadline for articles for the February Newsletter is Tuesday, January 24, 2012. Articles should be sent to : newsletter@tucsonquiltersguild.com



Long time members, Odie Elliott and Vera Pied are both having health problems and could use some cheering up. Odie broke her leg, and Vera has cancer. Please call them or send them a card so that they know we are thinking of them.



New Committee! "HOW: Help Our Warriors" At the December business meeting, Laurie Mullins presented a new committee idea to the board members. She suggested a specific committee to assist the VA Hospital with donations, and she calls the committee "HOW: Help Our Warriors." The board approved the idea, and Laurie is the chairperson.

So, here we go people! Come help our warriors! We need people to make twin size quilts, lap quilts (3x5), baby blankets (3x3), heart pillows, shawls, and tote bags. Many people in the guild also knit or crochet. We could use socks (white), baby blankets (3x3), knitted or crocheted caps, and shawls. Remember, not all soldiers are men anymore.

We will have meetings once a month. The first two are at Bella Quiltworks, 5648 E Broadway Blvd. Feb 20th from 1-4pm, and March 19th from 1-4pm. If you have any questions, please call Laurie Mullins at home: 520-883-3568 or cellphone: 520-252-5216. Look for us on Facebook!



CENTRAL AREA:

Art Quilters Contact: Barbara Hall, 622-9268, or rbarber21@cox.net

Where: Bella Quiltworks;

When: Third Wednesday at 10 AM

Himmel Park Contact: Ruth Campbell, 792-1639

Where: Himmel Park Library,

When: Third Wednesday at 6 PM

Tropical Islands Quilters & Crafters Contact: Joey Nakagawa joeykiomi@hotmail.com

Where: Himmel Park Library

When: usually last weekend of the month; contact for details

EAST SIDE:

Eastside Evening Bee Contact: Connie Weigel, 760-7728 or xuxala@msn.com

Where: El Camino Baptist Church 7777 E. Speedway,

When: First Thursday of the month 6:30-9PM

Siesta Bee Contact: Nelle Starr, 886-4123

Where: members' homes (Northeast) call for directions

When: 3rd Tuesday of the month 1pm

GREEN VALLEY:

North of the Border Contact: Babs Phillips, 393-6557

Where: M & I Bank 270 W. Continental Green Valley,

When: Thursday 9:30 - Noon

NORTHWEST:

Quilting for Others Contact: Mary Meserve, 883-4408

Where: Cactus Quilt Shop,

When: Third Wednesday, 9:30 – Noon

Theme: Tucson Charities

Material Girls Contact: Caroline Schau, 297-9965, CarolineSchau@comcast.net

Where: Rotate Homes

When: First and Third Thursdays at 1 PM

CONTINENTAL RANCH/TWIN PEAKS:

Contact: Merry Putney, 579-3376 (contact Merry for updates)

Where: 9358 N. Sunflower Blossom Pl.

When: 3rd Friday at 10 AM

QUILT FIESTA! 2012

1105



HANGING: We are still taking names if you want to help us on hanging day Thursday Jan 19th. Call Mary Bazzano 297-9576.

For hanging Day Jan 19th Please bring your membership card to the TCC in case they have an attendant on duty. This will entitle you to free parking. Hanging Committee

Please call Ginny Dove 882-9284 if you have to drop out of the 2012 Quilt Show.

Bed Turning: Thank you for sharing your vintage quilts! Please bring them to either the January evening or daytime Guild meetings. Specific instructions and labels will be sent snail mail. Narrators and turners will receive email information. Hope each of you had a Merry Christmas and a Happy New Year. Please call Judy Breneman (625.4773), Sheryl Verts (825.9748), or Sue Franklin, Bed Turning Chair (825.3962) with questions.



QUILT AUCTION NEWS: Many thanks to all who have donated one or more quilts to this year's auction. We have one hundred eleven quilts; donated by seventy quilters. While most of the quilters are Guild members, a few are not. By now, all quilt donors should have received a thank you letter in the mail. Make sure you open your letters; there is a little something extra in each envelope.

The quilts have all been evaluated and divided into two groups – those in the silent auction, and those in the live auction. A minimum price has been determined for every quilt, as well as a buy-it-now price for each quilt in the silent auction. Every quilt has been assigned a number, the quilt labels have been typed and printed and are pinned to each quilt. The quilts have all been arranged in panels for hanging, and are ready to go.

Now I am asking for your help one more time - please encourage your friends to attend the quilt show to view all the wonderful quilts in our Small Quilt Gallery, and to come on Sunday afternoon at 1:00 to participate in the live auction. Don't forget to come yourself as well. The silent auction quilts will be hanging along the outside 'wall' on the north side of the demo area – straight ahead as you enter the show. The live auction quilts will be hung inside the demo area and may be viewed between the live demonstrations. Be sure to check these quilts out and see what wonderful work has been made and donated this year. —Sally Dickinson, Small Quilt Auction Chair

The **Quilt Fiesta! 2012 quilt show DVD** order form is now available on the TQG website on the Quilt Show page. Purchase the DVD at a special low, low price of \$10 until January 19, 2012. Add \$3 for having the DVD mailed to you. Find Peg Clampet at Guild meetings for more information.

Betty Hayden/ Ed Seright Awards: Please remember as Tucson Quilters Guild members, **YOU** get to select this year's winners of the Betty Hayden Award and the Ed Seright Award. The Betty Hayden Award is for a member who has been quilting less than 3 years and the quilt must be made entirely by that member. Eligible quilts will be on display and voting will be at the January Guild meeting.

The Ed Seright Award for excellence in workmanship is voted on at Quilt Fiesta! The winner will be announced at the February meeting. Ballots and ballot box will be located on the front main table (not the hostess table) at the quilt show. Please come and enjoy the quilt show and vote for the individual quilt that most exemplifies excellence in quilt making workmanship.

The January meetings will be the last opportunity to sign up for takedown. We really, really need your help. We will give you a pass to enter the show any time after 1:00 PM to get a final chance to shop and see who won the ribbons. The takedown crew will assemble at 4:00 PM to get their assignments and will begin disassembling the show soon after. The more people we get to help, the faster it will go. As soon as the room is clear, the quilters who helped out will be able to pick up their quilts right away. So stop at the table in the back of the meeting room to sign up and get your free ticket. Thank you. Adrienne 574-9272

Raffle Tickets: Members, it is time to turn in your ticket stubs and money. Please do so at the January Guild meeting. If you are unable to make it to the meeting, you may mail your check and stubs to Mary McLaughlin at 10856 E. Linden Tucson 85749

Thanks for all of the great work that you have done for our annual fundraiser. We couldn't do it without you!!!!!!!

MAY DAY! MAY DAY! ALL HANDS ON DECK! If you're reading this newsletter...it's January and the Guild's annual Quilt Fiesta is just around the corner. Members: we need your help and we need it now! Our show is entirely staffed by volunteer Guild members. As of this moment, less than 50% of our members have signed up to complete their annual obligation to the Guild. There is no more time to procrastinate...choose a hostess shift (or two) and SIGN UP NOW! It's your civic duty and, did we mention, we need your help now!

We are alarmed to report that there are sitting and standing positions unfilled at almost every 2 hour shift. On Friday and Saturday, we need volunteers for standing positions from 9-11, from 11-1, from 1-3 and from 3-5. On Sunday, we need volunteers for standing positions from 10-noon, noon-2 and 2-4. If you are uncertain, please read the descriptions of these jobs below.

Volunteers for sitting positions are required for shifts on Friday afternoon, all day Saturday and all day Sunday. Even if you cannot stand for two hours, you can serve the Guild by signing up for a sitting hostess shift. The jobs are not difficult...please read the descriptions below. Your participation is required so that the show can run smoothly for guests and Guild members alike. VOLUNTEER SIGN UP CAN BE FOUND ONLINE OR AT THE JANUARY GENERAL MEETINGS. YOU CAN EMAIL HOSTESS CHAIR (KATHY HUTCHESON) WITH ANY QUESTIONS: kathyrnhutcheson@yahoo.com WE NEED YOU! We can't continue to do it without you. Please get on board and sign up!

For those new members who have never been a hostess before, or for members who need a refresher, we will be holding a HOSTESSING ORIENTATION ½ hour before the evening and morning meetings in January. Please try to attend and we'll answer all your questions. Just in case you cannot attend, here is the basic 411 and also some tips for making your mandatory hostess shift more enjoyable:

WHAT: The Tucson Quilt Fiesta is our Guild's largest undertaking each year. It is also the primary fundraiser supporting the activities provided for Guild members throughout the year. Our show, the largest annual quilt show in Arizona, has a great reputation and a strong regional following. It is an event all Guild members can be proud of.

WHERE: The Fiesta is held at the Tucson Convention Center in the south end of the building. Very little free parking is available on the street so, whether visiting or attending as a volunteer, plan to pay for parking in the lots on the east or west of the building.

WHEN: The 2012 show will be open on Friday, January 20, from 9AM to 5PM, on Saturday, January 21, from 9AM to 5PM and on Sunday, January 22, from 10AM to 4PM.

WHO: The quilt show is organized and run by Guild members. There is no paid staff. Your annual membership comes with a commitment to the Guild...all members are required to work at least one volunteer shift at the quilt show. Of course, in reality, many members take on much more responsibility...the single volunteer shift is designed as a minimum requirement for each Guild member. Please remember that we need your help to hold a safe and successful show...with almost 700 members, we shouldn't have to beg for your assistance. We need you to step up NOW.

HOW: How can you help? Sign up for your hostess shift. You are the Guild's representative and an ambassador for quilting. Enjoy your chance to interact with the public. We offer several ways for you to help out, stand up jobs and sitting jobs, all organized in two hour shifts. Please read the following and choose something that suits your needs: No matter which job you choose to do, we have some recommendations for you: Wear comfortable shoes and, if possible, quilted or embellished clothing. Store your personal items in a fanny pack or in the trunk of your vehicle. **THERE IS NO PLACE AT THE QUILT SHOW TO STORE YOUR PURSE OR PERSONAL ITEMS.** The Guild is not responsible for lost or stolen items and we cannot keep them for you while you volunteer.

Be sure to allow ample time to park, visit the restroom and check in with your friends before you enter the show. Plan to sign in for your shift 15 minutes before your scheduled time and turn off all cell phones and pagers during your shift. **NEW THIS YEAR:** volunteers will enter the show through the exit door opposite the public entrance. You'll check in at the door and proceed to the Hostess Table where you will receive your specific assignment and your hostess ribbon.

Smile and have fun while you volunteer but please keep your personal conversations with friends to a minimum. We don't rope off our displayed quilts as they often do at shows. This means that **WE ARE RESPONSIBLE FOR THE SAFETY OF THE QUILTS ON DISPLAY.** Gently ask visitors to obey the rules...no touching the quilts, no carrying pens or food & drink in the aisles, no rolling carts. If you find someone who will not comply, you don't need to press the point. Inform Kathy at the Hostess Table and we will have security assist with handling the non-cooperative visitor.

Once you have received your assignment from the Hostess Table, please proceed directly to your section to relieve the person who worked the prior shift. Be sure to introduce yourself so that they can share any pertinent information. For example, white glove hostesses should point out to their replacements any interesting attributes of the quilts in their section...which have great stories attached, which have special backs, etc. Being familiar with these can make your own shift much more fun and interesting.

Stay at your post until you are relieved. Concentrate on your assignment and you can feel good about fulfilling your commitment to the Guild with grace. You can visit with friends and shop the vendors afterwards! Please be prepared to remain for 10 minutes awaiting your replacement. Share pertinent information with them and check out at the Hostess Table. There you can return your hostess ribbon and, if applicable, your white gloves.

May Day! May Day! All Hands on Deck! (continued from page 5) Illness and last minute emergencies can happen to any of us. Should you become unable to fulfill your hosting duties, please notify Kathy ASAP (435)640-1963 so that a replacement volunteer can be found. As hard as we try, you may not get the specific job you requested so please be flexible... last minute changes are inevitable. Be assured, however, that if you signed up for a sitting position, we will find you a sitting position.

QUILT ANGELS are those who volunteer for two or more shifts. These can be worked consecutively, on the same day or on different days – however you wish. To reward your angelic contribution, you will receive free admission to the show on another day of your choice. You'll find your name on a list at the exit door (where volunteers check in) and you'll be checked off when you come in to 'collect' your free day. We really appreciate your help and enthusiasm!

Here are some descriptions of specific host duties that you might request:

STANDING: WHITE GLOVE. You'll be assigned to an aisle of the show where your primary responsibilities are to ensure the safety of the quilts on display and to provide information to visitors about these quilts and about quilting in general. It's a great opportunity to share your love of quilting and to engage our guests. You'll wear white gloves & a hostess ribbon...as no one is allowed to touch the quilts, your gloves allow you to show interesting features and quilt backs to the visitors. Be friendly while reminding them not to touch the quilts and to keep pens or pencils away from the quilts. No foods or beverages are allowed on the show floor for obvious reasons. Not even water or children's sippy cups. If asked for information about a specific quilter or about quilts for sale, refer them to the Hostess Table where they can leave messages for quilt-makers. **WE DO NOT GIVE OUT PERSONAL INFORMATION ABOUT GUILD MEMBERS.** Be sure to share noteworthy details with your replacement when you are relieved.

STANDING: ENTRANCE. Bring your cheeriest smile for this assignment: welcoming our visitors and offering programs and raffle tickets for the door prizes. You should be prepared to answer questions about the location of restrooms, food concessions and exits. You'll also intercept any rolling carts as they present a hazard in the aisles and are not allowed in the show except for medical carts (oxygen, etc.).

SITTING: CONCESSIONS. You must be cordial but firm...no one is allowed to bring food or drinks outside the concession areas.

SITTING: EXIT DOORS. Those assigned to the front exit doors will inquire if departing guests plan to return the same day. If so, attach a paper bracelet required for readmission. You'll also check IN the volunteers arriving for their hosting shifts & direct them to the Hostess Table. In addition, you'll check in our Quilt Angels when they arrive for their free day. Those assigned to the side & rear exit doors will check as people enter to make sure they have paid admission. Vendors will be wearing identifying lanyards. Expect heavy traffic during the lunch hour. Any questions can be directed to LaDonna Black who is in charge of concession areas & back doors.

SITTING: HOSTESS CHECK IN. Requires arrival 20 minutes BEFORE your shift time. You'll send volunteers to their assigned positions, You'll distribute white gloves & hostess ribbons. You may be asked to 'cover' another sitting position after everyone has checked in.

ADDITIONAL SPECIALTY SITTING POSITIONS: AZ CENTENNIAL QUILT. Distribute information about the centennial quilt and ensure its safety while on display at our show. **MEMBERSHIP.** Display a welcoming & enthusiastic attitude while registering new Guild members...many people join at the quilt show. This job may require handling money. You must be comfortable with that. **PIN & DVD SALES.** Involves handling money...let us know when assigned if you are not comfortable making change. **SMALL QUILT RAFFLE.** Give information about the inaugural event and instructions to those who wish to sign up for the silent auction. Specifics will be available at check in. Please direct your questions to Hostess Chair Kathy Hutcheson. Thanks in advance for doing your part to make our annual Quilt Fiesta a great success!

CALLING ALL DESIGNERS! We need to start working on the Raffle Quilt for 2014! Do you have ideas for the next raffle quilt? To start we just need a committee to find several designs for everyone to vote on. Please let me know if you are interested. —Mary Meserve

The quilt show and the Guild's fiscal year end is fast approaching. Please submit your check requests with a detailed, original receipt, what committee it is to be charged to, and most important, signed by a chairperson. Deposits must be accompanied by a deposit form indicating what committee is to be credited, along with the cash and checks made out to the Tucson Quilters Guild. These forms can be printed from the web site. Deadline to submit all requests and deposits: No later than February 17, 2012.

--Joan Swanson, Treasurer

TQG BOARD AND COMMITTEES

President:	Mary Meserve 883-4408 home 465-2785 cell
Vice President:	Kathy Harris 370-4323 cell
Secretary:	Sally Dickinson
Treasurer:	Joan Swanson 297-8433
Quilt Show:	Donata Pfisterer 760-0309 Kathy Zimmer
Members at Large:	Marie Morris 623-0123 Laurie Mullins 252-5216
Endowment/Donations:	
Membership:	Colleen Babcock 405-5478
Programs:	Joline Albaugh 822-1485 Judy Kinter-Gilmartin
<u>Committees:</u>	
Bears:	Margaret Newman 883-4408
Bees:	Laura Cotter 298-3841
Block of the Month:	Kay Hendricks 325-4509 Evelyn George 325-0166
Corresponding Secty:	Laurie Mullins 883-3568
Education:	Ruth Martin 682-3846
Guild Pins:	Patty Kruse 885-2069
Historian:	Cathy Dargel 746-9246
Hospitality:	Christine McCollum
Library:	Donata Pfisterer 760-0309 Kathryn Wald 749-4772 Margaret Newman 883-4408
Newsletter:	
NQA:	Jo Cady-Bull 326 4572
Finance:	Marie Morris 623-0123
Quilt-a-thon:	Mary Bazzano, Evelyn George, Kathryn Wald
Quilting for Others:	Mary Bazzano
Raffle Quilts: 2012	Kathryn Wald
Holiday Block Exchange:	Shari Thompson 834-4245
Website:	Meg Silvern 572-1984

NEWS


EMAIL LIST: The Guild now has an email list for easy communication with the members. Please log into the protected area of the website and put your name and email address into the box at the top of the page. After doing this, you will receive an email. You must click on the link after making the link into one long line. If this works, you will receive another email saying you were successful. If you have any problem with this, email me at quilter@tucsonquiltersguild.com. Meg Silvern

LIBRARY INFORMATION

Tuesday Evening Meetings: Open from 5:30 to 7pm only.
Wednesday Morning Meetings: Open from 8:30 to 9:30 and during the break.
To renew books: Call Donata Pfisterer the day before the meeting at 733-9557 or email her at: donatap@photonengr.com.

317

For information regarding membership email the Membership Director, Colleen Babcock, at membership@tucsonquiltersguild.com or call her at 405-5478.



Quilt for a Cause News: Kelly DeSando (pictured) was the lucky winner of the "Beautiful Blue Bargello" raffle quilt created by Susie Weaver and donated to Quilt for a Cause as a fundraiser. The quilt was appraised at \$3,000 and Quilt for a Cause raised \$3,261 in their sale of tickets.

Here is the sweet email message from Kelly: "I'm very pleased that you shared my message with both the board members and with the quilt artisan, Susie. The quilt is just absolutely gorgeous. I adore the earth tones and the multiple hues of blue - sapphire is my birthstone and I tend to gravitate toward neutrals (with accent colors) when it comes to decorating. In fact, I was just telling a co-work earlier (as I was showing off the quilt here at the office) that had I been able to custom order a quilt, I don't think I could have even envisioned something so beautiful. So a very heartfelt thanks goes out to Susie Weaver!

Just one more thing: I wanted the group to be aware that I told Jeannie and Phyllis today that I thought the quilt was so beautiful that I was wondering if I should actually use it. They both said that I should. It's such a work of art that I wanted their approval to do so. I hope Susie is in agreement."

Other news... look for our latest patterns at our booth at the Quilt Fiesta. You'll love them!
 Jeannie Coleman

The Guild Basics	
Who:	All Members
What:	Business Meeting —First Wednesday of every month in the Church Classroom General Meetings - second Wednesday of the month in the morning or the Tuesday evening preceding the second Wednesday - in the Parish Hall.
When:	Business Meeting — 9:30 AM ~ 10:30 AM General Meetings: Tuesday Evening—7:00~9:30 PM. 2184 Wednesday—9:30 AM~12:00 PM
Where:	St Frances Cabrini Church 3201 E. Presidio Near Fort Lowell and Country Club
(How): Parking	Guild members are asked to refrain from parking in the spaces in front of the Parish office; the Church wants these spaces to remain open for Church members who have business to attend to in the office. This is the small building to the east of our meeting room. PARKING NOTICE: Tuesday evening attendees: The Church's Family Classes are in session again, so PLEASE DO NOT PARK IN THE FRONT LOT. Use the side or back lot.
Why:	Come to get involved with all aspects of the Guild, to make new friends, learn new quilting skills, share, but most of all, to have FUN .

Block of the Month

Big News! Block of the Month is evolving into a new format! Beginning March 2012, it will become “Pattern of the Month!” The big difference is that instead of having monthly block drawings, we’ll simply bring you a new pattern each month, for your own use. In addition to quilt blocks of all sizes, we hope to offer mini-projects, such as pincushions, bags, ideas for using scraps, etc. What would you like?

This revised format will offer new opportunities for you, our multi-talented Guild members, to share designs and ideas with each other. By tapping our Guild’s amazing talent, we hope to bring you a variety of new and fun ideas!

--Are you a “designer”? Always coming up with fun, quilt-y things for you and your friends to make? Share some of those ideas with other TQG members! We’re seeking your variations of traditional designs in the public domain (Log Cabin, for example) or your original quilt block designs (any size), also mini projects that might be of interest to quilters. Contact Evelyn George at the meetings or at quilter4ever@cox.net for more information.

--Are you a pattern collector? Looking for new ideas to try out? Watch for the new “Pattern of the Month” column beginning in February! It will be located in the newsletter and/or website. Printed copies will be available at the meetings, for those who cannot get them online.

Please note that we are discontinuing the Block of the Month drawings after February 2012. You can use the new “Pattern of the Month” as you wish for your own projects (--If you miss having the block drawings, you might want to organize one for your bee group!)

As we wind down the drawings, we congratulate Margot Garcia, who won the 5 "Starry Night" blocks in December, and remind you that **there are just two drawings left:** For the January meetings, bring your **"Shadow Box"** blocks (pattern was in last month's newsletter). And look in this newsletter for the **"Sweet Heart Block"** pattern, and make some of those for the February drawings. **Last two chances to win some pretty blocks, so don't miss them!**

Kay will be retiring from Block of the Month, but Evelyn will continue through 2012, while hoping to interest one or more Guild members into eventually taking over—it's been a fun 10 years, but now we'd like to finish some of our UFO's---! We thank the Board and membership for all your support and encouragement over the years.

Happy Quilting! --Evelyn George and Kay Hendricks

Block of the Month - February 2012

© 2011 Evelyn George


"Sweet Heart Block" (unfinished block size 12½")*

Here's a quick and easy pieced block to make for a special quilt. There are only 3 main pieces in each heart, plus 4 smaller squares that are added to help shape the curves. Use Valentine red or pink for the hearts, and white-on-white, or a print that is mostly white, for the background. Valentine prints would be pretty!

Cut:

Red – two 3" x 4" rectangles, and two 4" x 6½" rectangles

White – Two 6½" squares, two 3" squares, and eight 1½" squares




Diagonal corner piecing is used to stitch the 1½" white squares to the red rectangles, rounding off the corners that form the heart shape.

To make one heart: Line up 1½" white squares at two corners each of a small and a large red rectangle, with right sides together, as illustrated below, left.

Note that the red rectangles must be positioned exactly like this, and squares added only to the corners shown, in order to round off only the corners that shape the heart!

Diagonally stitch across the small white squares, stitching the two layers together. Trim off corners, leaving ¼" seam allowance; press triangles toward corners.



Heart (make 2)

Arrange the two red rectangles with rounded corners and the 3" white square, as shown, above center, and stitch together to make a heart, above right. Make two hearts.

Arrange two hearts and two 6½" white squares as shown in illustration at top of page, and stitch together to make the Sweet Heart Block.

Nine of these blocks would make a crib size quilt (about 41" square, including borders ½" and 2"). With hearts positioned as suggested, it would look something like the one shown at right. →

These versatile hearts could also be arranged a number of other ways, depending on the look you'd like for your quilt.

