



FIESTA NEWS!

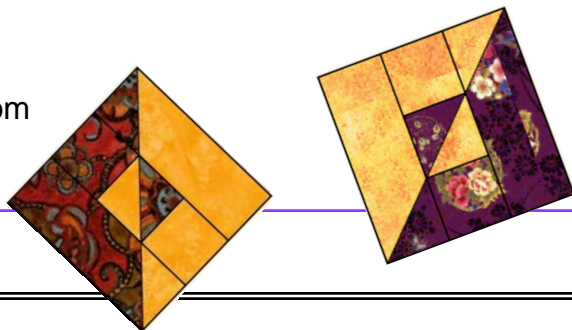


Business Meeting Wednesday, December 7, 2011 9:30 AM
General Meetings Tuesday, December 13, 2011 7:00 PM
Wednesday, December 14, 2011 9:30 AM

President's Message

Amazing that another Holiday time is here! However you celebrate, I hope you will enjoy spending time with family and friends. Please take some time out to help someone less fortunate. So many people are not having a happy holiday season. Most of all, make sure you get your Show Quilt done and sell your raffle tickets!

Take care everyone!
Mary Meserve,
President
marymes@aol.com



1646



Quilts for Comfort

Mary Bazzano was contacted by Christine Johnson from St. Luke's Retirement Home to see if Quilting for Others had any quilts for their patients.

"No one gives us anything," She said to Mary.

Mary arranged to meet her at our storeroom. While going through our collection of quilts, Christine asked if we might have an extra quilt for a young female soldier in the hospital in San Diego. She was recovering from having a leg amputated. Mary saw a lovely bright pink and green quilt and asked if it would be good.

"Oh yes! That's her favorite colors." So they sent the quilt off.

The young female soldier loved it. There was a young male soldier there in the hospital who had both of his legs amputated. He thought the quilt was so great that they started sharing it. One would use it one night and one the next. When Christine heard this she asked Mary if she might have another quilt for him. And of course we did!

The young soldier said to say, "Thank you very much! My quilt lifts my spirits and keeps me warm!"

Thank you everyone very much for all the wonderful quilts, pillowcases, Christmas Stockings, heart pillows, placemats, and all the many other things you donate!

UPCOMING SPEAKERS

2012

February Paula Nadelstern
 March..... Susan Cleveland
 April..... Carol Taylor
 May..... Karen Eckmeier
 June..... Sherrill Kahn
 September..... Karen Kay Buckley
 October..... Jane Davila 1646
 November..... Margaret Miller

2013

February..... Larkin Van Horn

SO MANY OPPORTUNITIES; SO LITTLE TIME



**Star Spangled 2012
HMQS**
 May 10-12, 2012 | Salt Lake City, Utah

www.hmqs.org
 jennifer@hmqs.org | (801) 205-4701

Online quilt entry and class registration
 available Nov. 1st
 Request a catalog online today!

- 100 classes on a variety of machine-quilting topics
- \$27,000 in awards for judged quilt competition
- Hundreds of quilts on display, special quilt & garment exhibits, quilt challenges, and exclusive presentations
- Vendor Mall of 200 booths with the latest to see, try & buy

Bernina Deco 330 embroidery machine, in great condition. Includes Owner's manual, soft cover, 2 hoops. Retail value \$1100. This machine is perfect for the person who is interested in making their own gifts or making a little money, by doing embroidery out of your home. Also, comes with a Magic Box and card. Asking \$500 cash or best offer. Call Rosalee at 970-778-7658.

For information regarding membership email the Membership Director, Colleen Babcock, at membership@tucsonquiltersguild.com or call her at 405-5478.


The submission deadline for articles for the January Newsletter is Wednesday, December 21, 2011. Articles should be sent to: newsletter@tucsonquiltersguild.com



ALL ABOUT PROGRAMS

600

PAULA NADELSTERN	February 7 & 8 - Lecture: "Symmetry and Surprise: The Kaleidoscope as Design Inspiration"
	February 9 - Workshop: "Needlestars", intermediate skills <i>wait list only</i>
	February 10 - Workshop: "The Puzzle Quilt", beginner to intermediate skills needed <i>wait list only</i>
SUSAN CLEVELAND 1356	March 13 & 14 - Lecture: "My Eclectic Quilt"
	March 15 - Workshop: "Piping Hot Binding" <i>wait list only</i>
	March 16 - Workshop: "Big Beautiful Threads" <i>6 spots left</i>
CAROL TAYLOR	April 10,11, 2012 - Lecture: "Sew Many Quilts, So Little Time"
	April 12, 13 - Workshop: "The Value of Value" <i>waitlist only</i>
KAREN ECKMEIER	May 10, 11, 2012 - Lecture: "Oops, My Edges are Showing"
	May 10, 2012 - Workshop: "Happy Villages" <i>open</i>
	May 11, 2012 - Workshop: "Let's Make Waves" <i>open</i>
SHERRILL KAHN	June 12, 13, 2012 - Lecture: "Trunk Show"
	June 14, 15, 2012 - 2 Day Workshop: "Painting Pizazz" <i>open</i>



Registration opens six months in advance of each workshop before the start of the Business Meeting. The member fee for workshops is \$50. The fee for non-members is \$75. More information on class policies and fees is available on the website.

*****QUILT RETREAT*****

RITTER RANCH RETREAT
HEREFORD/SIERRA VISTA ARIZONA
3-4 DAY RETREAT FROM 175.00
www.ritterranchretreat.com
Sheila Ritter 520-559-0755

QUILTING FOR OTHERS: We have come to an end of another year and the QFO Committee would like to thank the Guild members for all the great items they have made and donated this year. Come the first week in December the QFO Committee will be giving out the following:

- The Quilt-A-Thon made 60 quilts for Kids In Need.
- 25 Quilts to St. Luke's Retirement Home.
- 140 Stocking and Pillow Cases to the Candlelighter's
- 20 Quilts for the Indian Reservation that Kay Winalis delivered.
- 80 Placemats for Meals on Wheels.

Your work has paid off, making a great Holiday for a lot of people. The QFO Committee wishes all of our Guild members a great holiday and hope you will continue to help us out next year. —Mary Bazzano 1951

Congratulations to all of the new members who entered the 2011-2012 New Member Challenge. We really appreciate all the efforts that they put into their wonderful quilts. The winners of this years New Member Challenge are:

1st place - Jan Johnson - Spring at Last
 2nd place - Ann Therrien - Flower Basket
 3rd place - Renee Grills - Tracks for Stephanie
 Honorable Mention - Sharron O'Connor - Evergreen Summer

Other entries include:

Ann Davies - Ti Leaf
 Kathy Kutansky - Labor of Love
 Betsy Jennings - Country Blue

All New member Quilts will hang in the 2012 Quilt Show, with ribbons for the winners!

Advertising

Members: \$5.00 for small want-ads for
 Quilting/sewing related items
 Quilt related businesses:
 \$25 business card size
 \$50 1/4 page \$100 half page

1436

BEES, BEES, BEES—Updated!



CENTRAL AREA:

Art Quilters Contact: Barbara Hall, 622-9268,
 or rbarber21@cox.net

Where: Bella Quiltworks;

When: Third Wednesday at 10 AM

Himmel Park Contact: Ruth Campbell, 792-1639

Where: Himmel Park Library,

When: Third Wednesday at 6 PM

Tropical Islands Quilters & Crafters Contact: Joey Nakagawa
joeykiomi@hotmail.com

Where: Himmel Park Library

When: usually last weekend of the month; contact for details

EAST SIDE:

Eastside Evening Bee Contact: Connie Weigel, 760-7728
 or xuxala@msn.com

Where: El Camino Baptist Church 7777 E. Speedway,

When: First Thursday of the month 6:30-9PM

Siesta Bee Contact: Nelle Starr, 886-4123

Where: members' homes (Northeast) call for directions

When: 3rd Tuesday of the month 1pm

GREEN VALLEY:

North of the Border Contact: Babs Phillips, 393-6557

Where: M & I Bank 270 W. Continental Green Valley,

When: Thursday 9:30 - Noon

NORTHWEST:

Quilting for Others Contact: Mary Meserve, 883-4408

Where: Cactus Quilt Shop,

When: Third Wednesday, 9:30 – Noon

Theme: Tucson Charities

Material Girls Contact: Caroline Schau, 297-9965,
CarolineSchau@comcast.net

Where: Rotate Homes

When: First and Third Thursdays at 1 PM


CONTINENTAL RANCH/TWIN PEAKS:

Contact: Merry Putney, 579-3376 (contact Merry for updates)

Where: 9358 N. Sunflower Blossom Pl.

When: 3rd Friday at 10 AM

Newsletter game: Don't tell your friends! Keep it a secret. Five more membership numbers have been hidden in this newsletter. If one of them is yours, let me know at the next meeting or by contacting me if you can't attend, and you will win a prize. Mary Meserve, 520-883-4408, marymes@aol.com.



QUILT FIESTA! 2012

Bed Turning: We have some of your treasured quilts...they'll soon be in *Quilt Fiesta's* 2012 Bed Turning. As in past years, the committee had to make tough decisions. The chosen quilts represent a variety of styles across time. They'll also showcase "best" quilts as well as utility quilts. We think you'll be pleased with the results. Thanks to each of you who submitted entries. We wish we could have used every lovely quilt, but time constraints prohibit that idea. Remember next year!



Contact Sue Franklin at 520.825.3962 (cell 520.490.4721) or suevette63@comcast.net, Judy Breneman at 520.730.0114 or judyanneb@cox.net or Sheryl Verts at 520.825.9748 or ksheryl@yahoo.com with questions.



The **Quilt Fiesta! 2012 quilt show DVD** order form is now available on the TQG website on the Quilt Show page. Purchase the DVD at a special low, low price of \$10 until January 19, 2012. Add \$3 for having the DVD mailed to you. Find Peg Clampet at Guild meetings for more information.

Thanks to all of you who signed up at the November meetings. There will not be any sign ups at the December Party meetings so, please, email me call me or go online to Volunteer Spot to sign up if you can make a commitment.

There will be an orientation meeting 1/2 hour before the January evening meeting and 1/2 hour after the January day meeting for those of you who have questions about the various hostess jobs. We still need over 200 time slots filled.

I will see you after the Holidays - keep healthy, be happy and enjoy. Kathy Hutcheson, kathyrnhutcheson@yahoo.com, 435-640-1963.

The raffle committee will be at both Guild potlucks in December so please remember to come get your raffle tickets or bring your sold stubs and money. We are so impressed with the response that we are getting from the community for our beautiful quilt. Let's raise even more money for our Guild!!!!



A big thank you to everyone who has already signed up to help take down the quilt show. We can use all the help we can get, including any extra "muscle" hanging around your house. We will continue signing people up at the January meeting, or you can email me at tabfull@aol.com with your name, phone number, whether you have some experience taking down, and whether you are willing to climb a ladder. Those of you who have entered a quilt in the show will find it very convenient to be part of the takedown crew as they get to pick up their quilts first. Also, we are issuing passes to anyone signing up for takedown so they can enter any time after 1:00 PM on Sunday. Enjoy the quilts, sit in on the small quilt auction, or do a little last minute shopping before the show closes at 4:00 PM. I'm looking forward to working with you. Adrienne

Thank you to all who picked up their quilt show acceptance letters at the November guild meeting. The rest of the letters were mailed out a week later. This means my committee had to spend only \$231.52 which was offset by the \$181 collected in entry fees. Judging by comments from guild members we could save even more by passing out acceptance letters at both the November and December meetings next year as this still gives everyone a whole month to sew the labels onto their quilts and bags.

—Joey Nakagawa, Entry Committee.

1225

Quilted Word Twist 2: Answers... Mary Bazzano, Ruth Martin, Sally Dickinson, Raffle Quilts, Bed Turning, Ritter Ranch Retreat, Paula Nadelstern, Arizona Centennial, President's Message, Crazy Quilt.



TQG BOARD AND COMMITTEES

President: Mary Meserve 883-4408 home
465-2785 cell

Vice President: Kathy Harris 370-4323 cell

Secretary: Sally Dickinson

Treasurer: Joan Swanson 297-8433

Quilt Show: Donata Pfisterer 760-0309
Kathy Zimmer

Members at Large: Marie Morris 623-0123

Endowment/Donations:

Membership: Colleen Babcock 405-5478

Programs: Joline Albaugh 822-1485
Judy Kinter-Gilmartin

Committees:

Bears: Margaret Newman 883-4408

Bees: Laura Cotter 298-3841

Block of the Month: Kay Hendricks 325-4509
Evelyn George 325-0166

Corresponding Secty: Laurie Mullins 883-3568

Education: Ruth Martin 682-3846

Guild Pins: Patty Kruse 885-2069

Historian: Cathy Dargel 746-9246

Hospitality: Christine McCollum

Library: Donata Pfisterer 760-0309
Kathryn Wald 749-4772
Margaret Newman 883-4408

Newsletter: Jo Cady-Bull 326 4572

NQA: Marie Morris 623-0123

Finance: Mary Bazzano, Evelyn
George, Kathryn Wald

Quilt-a-thon: Mary Bazzano

Quilting for Others: Kathryn Wald

Raffle Quilts: 2012 Shari Thompson 834-4245

Holiday Block Exchange: Meg Silvern 572-1984

Website:

NEWS

EMAIL LIST: The Guild now has an email list for easy communication with the members. Please log into the protected area of the website and put your name and email address into the box at the top of the page. After doing this, you will receive an email. You must click on the link after making the link into one long line. If this works, you will receive another email saying you were successful. If you have any problem with this, email me at quilter@tucsonquiltersguild.com. Meg Silvern

LIBRARY INFORMATION

2059

Tuesday Evening Meetings: Open from 5:30 to 7pm only.

Wednesday Morning Meetings: Open from 8:30 to 9:30 and during the break.

To renew books: Call Donata Pfisterer the day before the meeting at 733-9557 or email her at: donatap@photonengr.com.

I wish you enough sun to keep your attitude bright.
I wish you enough rain to appreciate the sun more.
I wish you enough happiness to keep your spirit alive.
I wish you enough pain so that the smallest joys in life appear much bigger.
I wish you enough gain to satisfy your wanting.
I wish you enough loss to appreciate all that you possess.
I wish enough "Hello's" to get you through the final "Goodbye."

Quilted Word Twist 2

Amyr Zaanbo

Hutr Tainrm

Lalsy Kiniscdon

Flearf Lqutis

Ebd Ginnrut

Retrit Chran Rearet

Luapa Streendal

Anozira Tanenicle

Stresipend Gemases




Raczy Litqu



The Guild Basics	
Who:	All Members
What:	Business Meeting —First Wednesday of every month in the Church Classroom General Meetings - second Wednesday of the month in the morning or the Tuesday evening preceding the second Wednesday - in the Parish Hall.
When:	Business Meeting — 9:30 AM ~ 10:30 AM General Meetings: Tuesday Evening—7:00~9:30 PM. Wednesday—9:30 AM~12:00 PM
Where:	St Frances Cabrini Church 3201 E. Presidio Near Fort Lowell and Country Club
(How): Parking 809	Guild members are asked to refrain from parking in the spaces in front of the Parish office; the Church wants these spaces to remain open for Church members who have business to attend to in the office. This is the small building to the east of our meeting room. PARKING NOTICE: Tuesday evening attendees: The Church's Family Classes are in session again, so PLEASE DO NOT PARK IN THE FRONT LOT. Use the side or back lot.
Why:	Come to get involved with all aspects of the Guild, to make new friends, learn new quilting skills, share, but most of all, to have FUN .



Block of the Month



1603

Mama would be proud of the delicious looking pie blocks you entered at the November meetings! Yum! (The pattern was in the October newsletter, and the pie crust template is printable from our website's Block of the Month supplemental section.) Congratulations to our lucky November winners, Janet Bodell, who won 10 "Mama's Pie" blocks on Tuesday and Kay McDonough, who won 10 on Wednesday!

At our December Holiday Gatherings, we'll have the drawings for your "Starry Night" blocks (the directions for this pattern are in the November newsletter, and hope you were able to pick up an accurate template sheet at the last meeting--or you could use Marti Michell's TM templates D23 and D24 if you have them. Hope you'll make some to enter--you might win, just in time to add them to a special quilt for the holidays!

And in this newsletter is the pattern for "Shadow Box" blocks for our January drawings. These 12 1/2" blocks are so quick to make! We also give the cutting measurements for 6 1/2" blocks--they could easily be combined in a quilt, because four 6 1/2" blocks combine to equal one 12 1/2" block. For the January drawings, enter either size: one large or four small blocks = one entry! This will be a fun scrappy quilt!

Remember to check out the free patterns at the Block of the Month table, also the \$5 pattern sets, each with a whole year's worth of Block of the Month patterns. We'll be selling these at the Tucson Quilt Fiesta, and we usually sell out, so if you want a particular set, be sure to get yours at the January meeting (no pattern sales at the December meetings).

Happy Holidays and Happy Quilting to All, Evelyn George and Kay Hendricks

Block of the Month - January 2012


© 2011 Evelyn George

"Shadow Box" (unfinished block size 12½")*

This is a wonderful block for scrap quilts! Make each block from a different pair of fabrics – a light and a dark. (It's OK to include some mediums, too, as long as there is enough contrast between the two fabrics you put together.)

Multi-colored dark prints such as Asian, dark florals and batiks work well. Include some dark reds, purples, blacks, blues and greens; and to unify this group of scrappy blocks, make the light half a rich "antique" gold/beige—or just choose compatible lights and darks from your stash. It's a scrap quilt!

These blocks lend themselves to a variety of arrangements -- they form patterns like the ones seen in log cabin quilts.



Cutting:

Light - One 4½" x 12½" rectangle and three 4½" squares

Dark - One 4½" x 12½" rectangle and three 4½" squares

Top row: Draw a diagonal line from corner to corner on *wrong* side of *one* dark square.

Place on top of the light rectangle, with right sides together, and edges aligned at right hand end of rectangle.

Stitch diagonally across square at the angle shown, stitching the two layers together. Trim off corner, leaving a ¼" seam allowance.

Unfold triangle and press seam *toward* corner (toward dark - see arrow).



Bottom row: Make same way as top row, using a light square and dark rectangle, stitching at same angle as above.

Trim; this time, press seam *away* from corner (toward dark).




Center row: First, make one triangle square: draw a diagonal line from corner to corner on *wrong* side of *one* of the remaining light squares. Then place it on top of a dark square, *right sides together*, and stitch *on the line*.

Trim off corner triangle ¼" away from stitching, as shown in illustration above. ↑

Open up the resulting triangle square and press seam *toward* the dark.

Center the triangle square between a dark square on its left and a light square on its right, positioning them to form the center row (as shown in block assembly, below) and stitch together. Press seams *away* from center.




Block assembly: Arrange the three rows, positioning them to make the block design shown. (Note that top row needs to be turned around from the way it was when you made it.) Stitch rows together, pinning where diagonal seams need to line up. Press seams *away* from center row.

So easy! Make some more! Make them all different if you wish.

* Want a little more challenge? Make these as 6½" blocks – the measurements are 2½" and 6½" (instead of 4½" and 12½").

Four 6½" blocks stitched together = one 12½" block (unfinished sizes).







Bits 'n Pieces

The Bear Facts: Each year now for a long time Tucson Guild Members dress bears to give away to needy children. Do you ever wonder when/how we started to do this as it really seems far removed from making quilts? Well it started in 1989 at the suggestion of member #9, Marie Child. She asked Guild members to make a doll quilt for the Salvation Army doll give away program for needy children. Marie was known at that time for her miniature quilts (in the 1990 Quilt show she won 1st, 2nd, & 3rd place for 3 different miniatures). By 1991, the Salvation Army gave us dolls & bears to dress to "go along" with the quilts that we were making each Christmas. We dressed 63 that first year! Marie continued to head this unofficial committee until 1995 & Gaye Vaterlaus took over the job but only for one year & then Marie was back to bearsit.



In 1997, the Guild officially recognized this effort and made it a standing committee and the count of "dressings" of dolls & bears was 110. In 1999, Irene Keating took over this committee and by 2000, we dressed 120 of the 385 dolls & bears the Salvation Army gave away that year. By 2002, Charlotte McEldowny & Hope Seely took over the committee and that year we dressed 117 bears & dolls. But in 2003, the Salvation Army discontinued the program due to financial concerns. So the Guild decided to buy 48 bears that year to continue this tradition giving the dressed creations to New Beginnings & the Tucson Center for Women & Children. New chairs Kaye Winalis & Joan Wendel took over in 2004 & 84 bears were purchased for Casa de los Ninos & the Arizona School for the Deaf & Blind. In 2005, 100 bears were dressed and given to New Beginnings. In 2006, Sally Zavovyna took over the committee and another 100 bears were dressed. 2007 saw Mary Bazzano, Vivian Streeter & Masayo Morgan step up for this job donating them to Tu Nidito, Child Family Services & Christian Family Care Agency. This committee was adopted by Margaret Newman and Mary Meserve in 2009 and they have been working on it since then. In 2009, Aviva was made our charity for the distribution of bears each year throughout the year. Imagine how many children have had their faces brightened over these past 22 years! And this all began with Marie's suggestion; isn't that a great legacy? - -Cathy Dargel, Guild Historian



Please accept with no obligation, implied or implicit our best wishes for an environmentally conscious, socially responsible, low stress, non-addictive, gender neutral, celebration of the winter solstice holiday, practiced within the most enjoyable traditions of the religious persuasion of your choice, or secular practices of your choice, with respect for the religious/secular persuasions and/or traditions of others, or their choice not to practice religious or secular traditions at all . . .

And a fiscally successful, personally fulfilling, and medically uncomplicated recognition of the onset of the generally accepted calendar year 2012, but not without due respect for the calendars of choice of other cultures whose contributions to society have helped make America great, (not to imply that America is necessarily greater than any other country or is the only "AMERICA" in the western hemisphere), and without regard to the race, creed, color, age, physical ability, religious faith, or choice of computer platform of the wishee.

(By accepting this greeting, you are accepting these terms. This greeting is subject to clarification or withdrawal. It is freely transferable with no alteration to the original greeting. It implies no promise by the wisher to actually implement any of the wishes for her/himself or others, and is void where prohibited by law, and is revocable at the sole discretion of the wisher. This wish is warranted to perform as expected within the usual application of good tidings for a period of one year, or until the issuance of a subsequent holiday greeting, whichever comes first, and warranty is limited to replacement of this wish or issuance of a new wish at the sole discretion of the wisher.)

1219