



FIESTA NEWS!



Business Meeting Wednesday, November 2, 2011 9:30 AM
General Meetings Tuesday, November 8, 2011 7:00 PM
Wednesday, November 9, 2011 9:30 AM

CINDY NEEDHAM




I have been a quilter for 40 years with the first 25 devoted to my first love of hand quilting and the last 15 to my second love of machine quilting. I first fell in love with quilts while my family was stationed in the Blue Ridge Mountains in North Carolina and Virginia and it has been a complete obsession since then!

Passing on my love of quilting and design through teaching is a dream come true. I left my full time job in the medical field over 6 years ago to teach and speak nationally for Superior Threads. My love of design has led to unique opportunities to design stencils for Quilting Creations. I have had design features in Quilters Newsletter Magazine and had articles in the American Quilter magazine, Machine Quilting Unlimited and The Quilter magazine. My book, Wholecloth Linen Quilts, was released four years ago by AQS and features a wide variety of linen quilts as well as a large selection of my quilting designs. I am now self-publishing and selling my class handbooks on CD's. I am also very proud to have received the national Machine Quilting Teacher of the Year award at MQX in April, 2011.

My husband Kent is a cabinet maker and is the sole proprietor of his own shop in Chico, California where we live. He patiently supports my quilting obsession which has taken over both our lives and our home! We have two grown daughters, Jenny and Emily, two amazing grand-daughters Chloe and Samantha, and two very special dogs Miter and Katie.



<http://www.cindyneedham.com/>



President's Message

Would you like more to say in how your guild is run? Would you like some influence on who our guild invites to teach and speak to us? Maybe you would like to get to know our members more? Even greet new members and guests? We need to have our fellow members fill several very important jobs in the Guild. Our Membership, Programs, Treasurer, Recording Secretary, Member-at-Large for day time meetings, and Endowment positions all need to have new Directors for this next year starting in March. Please think about taking a more active role in our guild. If you have any questions or comments, come talk to me!

Mary Meserve, President
marymes@aol.com 1586



UPCOMING SPEAKERS

2011

November..... Cindy Needham

2012

February Paula Nadelstern

March..... Susan Cleveland

April..... Carol Taylor

May..... Karen Eckmeier

June..... Sherrill Kahn

September..... Karen Kay Buckley

October..... Jane Davila

November..... Margaret Miller

2013

February..... Larkin Van Horn

SO MANY OPPORTUNITIES; SO LITTLE TIME

Our Holiday Party Potluck is just around the corner, December 13th and 14th. If you are planning to attend sign-up sheets will be available at the October and November meetings.

Members name beginning with A → J are asked to bring a main dish. K → T a salad, and U → Z a dessert. New this year, we are asking for gift donations for The Brewster Center for Domestic Violence. Pick an envelope off the Christmas Tree and bring the gift unwrapped to the Potluck. We will be set up in the back at each meeting in October and November.



Star Spangled 2012

HMQS

May 10-12, 2012 | Salt Lake City, Utah

www.hmqs.org
jennifer@hmqs.org | (801) 205-4701

☆☆☆

Online quilt entry and class registration
available Nov. 1st
Request a catalog online today!

- 100 classes on a variety of machine-quilting topics
- \$27,000 in awards for judged quilt competition
- Hundreds of quilts on display, special quilt & garment exhibits, quilt challenges, and exclusive presentations
- Vendor Mall of 200 booths with the latest to see, try & buy

ALL ABOUT PROGRAMS




CINDY NEEDHAM November 8, 9 - Lecture: "For the Love of Linens"
November 10 - Workshop: "Linen Ladies Club" *space available*
November 11 - Workshop: "Open Thread Bar" *wait list only*

PAULA NADELSTERN February 7 & 8 - Lecture: "Symmetry and Surprise: The Kaleidoscope as Design Inspiration"
February 9 - Workshop: "Needlestars", intermediate skills *wait list only*
February 10 - Workshop: "The Puzzle Quilt", beginner to intermediate skills needed *wait list only*

SUSAN CLEVELAND March 13 & 14 - Lecture: "My Eclectic Quilt"
March 15 - Workshop: "Piping Hot Binding" *wait list only*
March 16 - Workshop: "Big Beautiful Threads" *6 spots left*

CAROL TAYLOR April 10, 11, 2012 - Lecture: "Sew Many Quilts, So Little Time"
April 12, 13 - Workshop: "The Value of Value" *waitlist only*

KAREN ECKMEIER May 10, 11, 2012 - Lecture: "Oops, My Edges are Showing"
May 10, 2012 - Workshop: "Happy Villages" *open*
May 11, 2012 - Workshop: "Let's Make Waves" *open*



Registration opens six months in advance of each workshop before the start of the Business Meeting. The member fee for workshops is \$50. The fee for non-members is \$75. More information on class policies and fees is available on the website. 1071

GUILD NEWS, NEWS, NEWS

LIBRARY INFORMATION

Tuesday Evening Meetings: Open from 5:30 to 7pm only.
Wednesday Morning Meetings: Open from 8:30 to 9:30 and during the break.
To renew books: Call Donata Pfisterer the day before the meeting at 733-9557 or email her at: donatap@photonengr.com.


*****QUILT RETREAT*****

RITTER RANCH RETREAT
HEREFORD/SIERRA VISTA ARIZONA
3-4 DAY RETREAT FROM 175.00
www.ritterranchretreat.com
Sheila Ritter 520-559-0755

Hello members! I want to thank each and every member who picked up one of our blocks to make for the 2013 raffle quilt. I can't wait to see how this wild and wacky quilt comes together! I LOVE bright colors and this quilt will certainly look like our theme... Tucson's Quilt Fiesta!

And speaking of wild and wacky, I do want to apologize to any members who were 'offended' by my remark about 'quilter's on crack'. With nearly 700 members, I DO know it's very difficult to not offend at least one person when we get up to speak. I also do know that my remark was made to field any inquiries about the fabrics not coordinating... which I know there were to be many! I find humor is the best way to get a point across, rather than the same old boring speech! This is to be a colorful, wild quilt.

Please be sure to return your blocks to me at the November meetings, if not before.
Kathy Harris
2013 Raffle Quilt



For sale: HQ Sixteen Long Arm quilting machine. Has a stitch regulator. In excellent condition. Includes table and frame. Six years old. Recently serviced. Asking \$4100. Please email SawPeng at spl1602@hotmail.com.



BEES, BEES, BEES—Updated!



CENTRAL AREA:

Art Quilters Contact: Barbara Hall, 622-9268,
or rbarber21@cox.net

Where: Bella Quiltworks;

When: Third Wednesday at 10 AM

Himmel Park Contact: Ruth Campbell, 792-1639

Where: Himmel Park Library,

When: Third Wednesday at 6 PM

Tropical Islands Quilters & Crafters Contact: Joey Nakagawa
joeykiomi@hotmail.com

Where: Himmel Park Library

When: usually last weekend of the month; contact for details

EAST SIDE:

Eastside Evening Bee Contact: Marty Dobkins, 289-5969,
or live4everwjc@aol.com

Where: El Camino Baptist Church 7777 E. Speedway,

When: First Thursday of the month 6:30-9PM

Siesta Bee Contact: Nelle Starr, 886-4123

Where: members' homes (Northeast) call for directions

When: 3rd Tuesday of the month 1pm

GREEN VALLEY:

North of the Border Contact: Babs Phillips, 393-6557

Where: M & I Bank 270 W. Continental Green Valley,

When: Thursday 9:30 - Noon

NORTHWEST:

Quilting for Others Contact: Mary Meserve, 883-4408

Where: Cactus Quilt Shop,

When: Third Wednesday, 9:30 – Noon

Theme: Tucson Charities

Material Girls Contact: Caroline Schau, 297-9965,
CarolineSchau@comcast.net

Where: Rotate Homes

When: First and Third Thursdays at 1 PM

CONTINENTAL RANCH/TWIN PEAKS:

Contact: Merry Putney, 579-3376 (contact Merry for updates)

Where: 9358 N. Sunflower Blossom Pl.

When: 3rd Friday at 10 AM

Newsletter game: Don't tell your friends! Keep it a secret. Five more membership numbers have been hidden in this newsletter. If one of them is yours, let me know at the next meeting or by contacting me if you can't attend, and you will win a prize. Mary Meserve, 520-883-4408, marymes@aol.com.

Looking for New Members! Northwest Cactus Needles meets the first and third Fridays from 9:30-12:00 monthly, in members' homes. If you are interested or want more info, contact Kay McDonough at 743-8835 or Paulette Claver at 579-1726.

QUILT FIESTA! 2012

STILL NEED HELP FOR **HANGING!** We will be signing up for hanging in October, November, December. Please let us know if you can bring a ladder or step stool, and if your husband can help. Contact Ginny Dove at 882-9284 or by e-mail gdovecat@aol.com, or Mary Bazzano at 297-9576 or by e-mail quilt362@yahoo.com. The Hanging Committee



Bed Turning - We have quilts! Thanks to each of you who submitted quilt entries for *Quilt Fiesta's* 2012 Bed Turning. The quality of the quilts is impressive; we loved each quilt and regret not being able to take them all. Accepted quilts are due at the January evening and daytime Guild meetings.

The committee is excited about the quilts. Judy Breneman, quilt historian, is preparing some quilt history for the narration describing the quilts. We know you'll enjoy.



Please contact Sue Franklin at 520.825.3962 (cell 520.490.4721) or suevette63@comcast.net, or Judy Breneman at 520.730.0114 or judyanneb@cox.net or Sheryl Verts at 520.825.9748 or ksheryl@yahoo.com with questions.

Thank you to all those who **entered** the 2012 Quilt Fiesta show. Your quilt acceptance letter along with your quilt labels will be available for pick up at the November 8th and 9th general meetings. If you are unable to pick them up at that time, they will be mailed to you the following week. Joey Nakagawa



The 2012 Quilt Show **Door Prize committee** is in need of your unused quilt related items that you would like to donate. This includes all those wonderful quilt patterns and quilts gadgets you received as gifts or you thought you could not live without. This would be those items you bought but never used and will never use in this lifetime. This is a popular and fun part of the show for everyone who attends. If you have something please call, email or catch us at the meetings on Tuesday night or Wednesday mornings. Vivian will be there to accept donations before the speaker gets up to speak. Our information: Glynda Krahenbill at gkrahen@gmail.com or 444-1349, Vivian MacPherson at vivjim30@gmail.com or 404-3179.

TAKEDOWN: A great big thank you to everybody who signed up at the October meeting to help take down the quilt show. We will continue sign ups at the November and January meetings. We need all the help we can get, including some muscle from husbands, brothers, sons, significant others. The more hands we have, the faster we'll get the job done. Like last year, we will be issuing passes to enter the show at 1:00 PM on Sunday, so you can attend the Small Quilt Auction, do some last minute shopping, find out who won Viewers' Choice, or just enjoy the beautiful quilts. If you would like to sign up on line, include your name, phone number, whether you have done takedown before, are willing to climb a ladder and send it to me at tabfull@aol.com. I'm looking forward to working with you. Adrienne Bortell

Quilt Auction November News! The committee for the Small Quilt Auction has chosen the recipient group for money raised from the 2012 auction. The decision is to use the money to help the quilters from the Hopi Reservation. Long time Guild member (and our founding President) Carolyn O'Bagy Davis will be working with us to help identify the specific needs for these quilters. Carolyn has worked with the Hopi people for many years and frequently visits the Reservation.

Possible uses for our donation include fabric – bolts of color to be used for sashing, batting, other quilting equipment, and/or gift cards to allow quilters to select their own fabric. Frequently, these quilters rely on donated scraps from other quilting groups.

I am looking forward to our November meetings when I know that several members are planning to turn in completed quilts for our auction. Remember, November 9 is the deadline. See you then. Sally Dickinson



QUILT FIESTA! 2012

Hostessing: I wish to thank the over 200 members who have signed up for volunteer slots for Hostessing for the Quilt Fiesta. Many of you are my shining angels and have signed up for 2, 3, and even 4 time slots! We are almost at the half way point in signups and I am so proud of you.

As I mentioned at the meetings, this is a new procedure and as such has had some little bumps. Overall it is working very well. For those of you who would like to sign up at home with a calendar and cup of coffee nearby, please go on-line and do so. Google VolunteerSpot. When their site comes in view you will have to sign in with your name and email address. The organization is the Tucson Quilt Fiesta. When you click on that it will show you the calendar of January and our dates, Jan. 20, 21,22 will be marked. Click on the date you are interested in working, choose your time and either sitting or standing. Click on sign up here. Sign up by clicking on the + sign. Click on save &close. At this point you can sign up for more than one time slot! When done click on Confirm. Next click on Continue and you will receive a confirmation email. The site really will walk you through the process so please try it. If this doesn't work for you, contact me and I can enter your information. My email is: kathyrnhutcheson@yahoo.com and my phone is 520-818-3810.

We will be at the November meetings ready to sign you up. Please remember that some of the "times" do fill early. The most popular times are Friday 9-11 and Sunday 2-4. They are pretty full right now as I write this note. We always need volunteers for the Friday and Saturday afternoon shifts. Remember that you can come to the show early on those days and work in the afternoon and still get in free. We will have lists at the Volunteer Entrance door so we can check you in earlier than your shift. Also, if you do sign up to volunteer for 2 or more shifts, you will receive free admission for a different day of your choice to come for a "free day" at the Show.

In January, I will have an orientation time 1/2 hour prior to the Tuesday night meeting and 1/2 hour after the Wednesday meeting. This will give all of you new volunteers a chance for a preview of the set-up of the show and a review of what your duties will entail. Also, this will be a good time for questions.

If you haven't yet signed up, please do so as soon as possible. Many thanks again to all who have already signed up. See you at the Meetings, Kathy Hutcheson

At Guild General meetings, you often hear us refer to the 'Candlelighters group' when it comes to the Christmas stockings and pillowcases. This article will explain to our seasoned members and those of you who have recently joined the mission of the Candlelighters group.

Candlelighters, a 501(c)(3) non-profit organization, is a parent-run support network organization. They educate, support, serve and advocate for families of children with cancer, bereaved families, survivors of childhood cancer, and the professionals that care for them.



A few years ago, a friend whose daughter was battling cancer approached me regarding donations of pillowcases. Did I happen to know of anyone who could help make bright pillowcases for the children undergoing treatments? Of course I knew...our many FANTASTIC members!! My original request was for 300, hoping to receive 150. The first collection yielded over 600!!! The donations have not stopped! We have been logging the donations onto the Million Pillowcase Challenge, and our current count is over 3,000. Then, a couple of years ago, the woman who was coordinating the Candlelighter's Holiday party mentioned to me that she herself made all the stockings, and what a time consuming project it was for her. I told her that our members would be happy to take over the making of said stockings, and to this date you've made somewhere around 400. Candlelighters uses the stockings and pillowcases to help brighten the lives of these children and their siblings. Our members have a great time making these small, instant gratification projects. What could be a better match?

The overflow of pillowcases and stockings continue to be donated to various organizations: Veterans, Hospice, Diamond Children's Center, Desert Dialysis, and many other groups. Please continue this ongoing effort to brighten up the lives of those whose lives need sunshine. —Kathy Harris, Vice President

TQG BOARD AND COMMITTEES

President:	Mary Meserve 883-4408 home 465-2785 cell
Vice President:	Kathy Harris 370-4323 cell
Secretary:	Sally Dickinson
Treasurer:	Joan Swanson 297-8433
Quilt Show:	Donata Pfisterer 760-0309 Kathy Zimmer
Members at Large:	Marie Morris 623-0123 Sue Franklin 825-3962
Endowment/Donations:	
Membership:	Colleen Babcock 405-5478
Programs:	Joline Albaugh 822-1485 Judy Kinter-Gilmartin
<u>Committees:</u>	
Bears:	Margaret Newman 883-4408
Bees:	Laura Cotter 298-3841
Block of the Month:	Kay Hendricks 325-4509 Evelyn George 325-0166
Corresponding Secty:	Laurie Mullins 883-3568
Education:	Ruth Martin 682-3846
Guild Pins:	Patty Kruse 885-2069
Historian:	Cathy Dargel 746-9246
Hospitality:	Christine McCollum
Library:	Donata Pfisterer 760-0309 Kathryn Wald 749-4772 Margaret Newman 883-4408
Newsletter:	Jo Cady-Bull 326 4572
NQA:	Marie Morris 623-0123
Finance:	Mary Bazzano, Evelyn George, Kathryn Wald
Quilt-a-thon:	Mary Bazzano
Quilting for Others:	Kathryn Wald
Raffle Quilts: 2012	Shari Thompson 834-4245
Holiday Block Exchange:	Meg Silvern 572-1984
Website:	



487



Many of the great
ACHIEVEMENTS
of the world were
accomplished by
TIRED AND
DISCOURAGED
people who kept on
WORKING!

QUOTEDIARY.NET

NEWS FOR and ABOUT MEMBERS

EMAIL LIST: The Guild now has an email list for easy communication with the members. Please log into the protected area of the website and put your name and email address into the box at the top of the page. After doing this, you will receive an email. You must click on the link after making the link into one long line. If this works, you will receive another email saying you were successful. If you have any problem with this, email me at quilter@tucsonquiltersguild.com. Meg Silvern

The **Quilt Fiesta! 2012 quilt show DVD** order form is now available on the TQG website on the Quilt Show page. Purchase the DVD at a special low price of \$10 until January 19, 2012. Add \$3 for having the DVD mailed to you. Find Peg Clampet at Guild meetings for more information.

The submission deadline
for articles for the
December Newsletter is
Wednesday, November 16, 2011.
Articles should be sent to :
newsletter@tucsonquiltersguild.com




Reminder - the **New Members Gathering** is Thursday, November 3, 2011 at 6 pm at the St Frances Cabrini Parish Hall, if you're a new member or if you need a refresher about the Tucson Quilters Guild activities please join us for presentations and light refreshments. Come pick the winners of the New Member Quilt Challenge. Let Colleen Babcock know if you can make it, cjquilts@att.net or 520 405 5478.

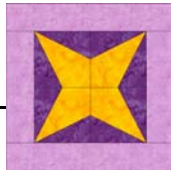
Do you have a quilting tip you'd like to share? A short anecdote related to quilting? Send email to your Newsletter Editor (newsletter@tucsonquiltersguild.com). Please keep it under 80 words. I can't promise that I'll use everything that I receive. Must be original.

Advertising

Members: \$5.00 for small want-ads for
Quilting/sewing related items
Quilt related businesses:
\$25 business card size
\$50 1/4 page \$100 half page



The Guild Basics	
Who:	All Members
What:	Business Meeting —First Wednesday of every month in the Church Classroom General Meetings - second Wednesday of the month in the morning or the Tuesday evening preceding the second Wednesday - in the Parish Hall.
When:	Business Meeting — 9:30 AM ~ 10:30 AM General Meetings: Tuesday Evening—7:00~9:30 PM. Wednesday—9:30 AM~12:00 PM
Where:	St Frances Cabrini Church 3201 E. Presidio Near Fort Lowell and Country Club
(How): Parking 2061	Guild members are asked to refrain from parking in the spaces in front of the Parish office; the Church wants these spaces to remain open for Church members who have business to attend to in the office. This is the small building to the east of our meeting room. PARKING NOTICE: Tuesday evening attendees: The Church's Family Classes are in session again, so PLEASE DO NOT PARK IN THE FRONT LOT. Use the side or back lot.
Why:	Come to get involved with all aspects of the Guild, to make new friends, learn new quilting skills, share, but most of all, to have FUN .



For information regarding membership email the Membership Director, Colleen Babcock, at membership@tucsonquiltersguild.com or call her at 405-5478.

Block of the Month

We had some really cute "Midnight Pumpkins" for our October Block of the Month drawings--and our lucky winners were Sara Rumbaugh, who won 5 on Tuesday, Margot Garcia, 11, and Mary Bazzano, 10, on Wednesday. Congratulations, ladies, and thanks to all who entered your blocks.

At the November meetings, we'll have drawings for your "Mama's Pie" blocks, so gather your ingredients and start sewing, not baking! The pattern was in last month's newsletter. Directions are given for freehand cutting your very own pie crust and plate for this easy fusible block, or you can go to the Block of the Month section of this website and print out a template sheet for them. These pie blocks would make such a fun wall hanging or table runner, so don't miss the chance to enter one (or more!) You might win a pantry full!

And in this newsletter, you'll find the pattern for "Starry Night," an elegant, bordered four-pointed star for December. We'll have the drawings for these blocks at our December Holiday Potluck meetings.

Hope you'll find time to make each month's block, and bring it to the meetings to enter in the drawings--YOU might be the winner of a windfall of blocks, just in time to make a special quilt or other gift for someone on your list!


Evelyn George & Kay Hendricks

“Starry Night Block” (unfinished block size 12½”)

Block of the Month - December 2011
by Kay Hendricks

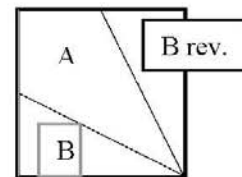
We start with a 4-pointed star, add a frame and
Decorate it with embroidery stitches.
This block is made from only 2 templates: 12 pieces
and 4 framing strips.

. Use any color, be sure there is plenty of contrast
between the dark, medium and light shades.
Color – for example, dark blue, bright red, and
bright yellow, or green or orange.
What’s your favorite color?



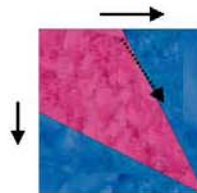
Fabric Choices:

1. Background: deep blue, blue ombre, or changing hue.
2. Stars: bright colors(red), plain or small prints that appear solid.
3. Frame: contrasting color, different color from its background,
Use a solid color or linear designs.



Cutting Directions:

1. Cut 8 pieces B for Star’s background. [4 of B and 4 of B reversed.]
2. Cut 4 pieces A for each star A. [points]
3. Cut 4 strips at least 2 ½ inches wide by amount needed for frame.
4 x (2.5” x 11”) Or 2 x (2.5” x 8.5”) and 2 x (2.5” x 12.5”)




Sewing Instructions:

1. Sew a pair of background pieces [B and Br] to the sides of an A piece. this makes
one of the 4 Units that makes up a star. The seam allowance is trimmed so that it
aligns at the corners with a dot. Sew down to the points.
2. Make 4 of these Units.


Press seam allowances to
the background (blue).





3. Set the 4 Units together like a four patch, placing the wide ends of the star points at
the center. Sew two units together, side by side, and then sew the other two
together.
4. This makes double Units, or half a star. See picture.
Press seams in opposite directions. →
5. Now sew the double units, one above the other,
Together, like a four patch.
Press seams toward outer edge.



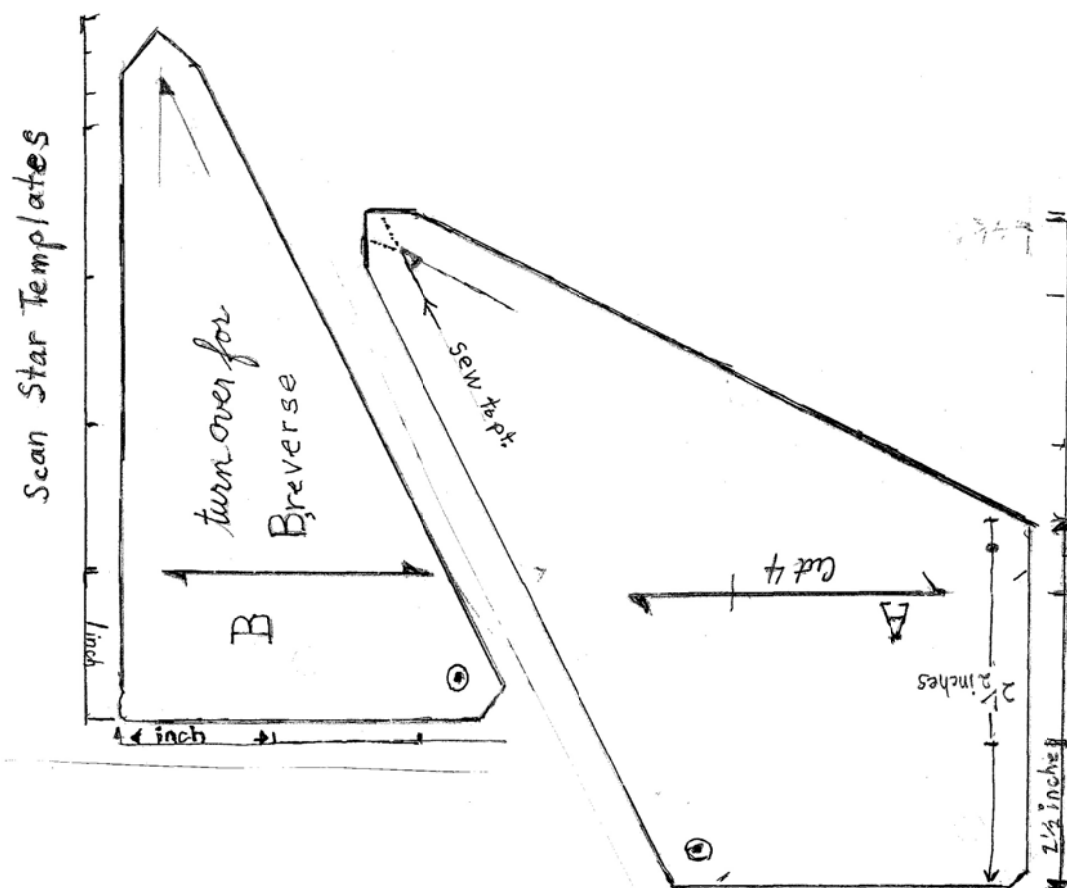
6. Use the 4 strips to make a frame around your star.
7. Sew short strips 8.5" to sides, then sew long strips 12.5" to the ends, top & bottom. There are alternate ways to sew on a frame or border.



8. Press seams; square up to 12.5". Trim off any extra.
9. Decorate with decorative stitches along the seam lines or down the centers or the star points. Add beads or sequins if desired. Use hand or machine embroidery stitches to Decorate similar to "crazy quilt." If you have Marti Michell™ Templates, you can Use pieces D 23 and D 24 for your pattern.



Starry Night Template Scan



LET'S GET READY FOR AN AUCTION!!!

Quilt for a Cause will be announcing the details of their Silent and Live auction at the November Guild meetings. This auction of donated quilts will be held at TMC on March 2, 2013. To all of the members of this wonderful Guild, we thank you from the bottom of our hearts for your donation of quilts and your support of time and energy in helping us prepare for our auctions since 2003. For those of you who are new to our Guild, we have raised \$495,000 in our fight against women's cancers over the past 7 years. TMC, the U of A Foundation, American Cancer Society and St. Elizabeth's of Hungary have been our local recipients.

This is our **Mission Statement**: *To use the art and business of quilt-making to pursue medical advances against breast and gynecological cancers. Funds will be raised for research, to continue the education of medical professionals and to support clinical organizations that raise awareness, offer detection, and provide treatment to all women.*



Many of us have been touched by breast or gynecological cancers and quilters have told us that it gives them great pleasure to donate a quilt to us in honor or in memory of a friend or loved one. We have made it possible for 4 women to receive surgery and treatment for breast cancer at St. Elizabeth's of Hungary. These were young working women who could not afford health insurance. TMC has used their funds to teach doctors and nurses the latest techniques used to fight gynecological cancers, allowed women without insurance to receive their mammograms, bought surgical equipment and helped to purchase a DaVinci Robot to make gynecological surgeries less invasive. Over the past years Quilt for a Cause has managed to keep their expenses to less than 1 percent...a fact that we are very proud to share with you.

Ninety five percent of our quilts are donated by members of the Tucson Quilters Guild. That's why we love you so much! Over the years people have come to know who we are and what we do. We have received \$30,000 from a local foundation who truly believe in our work and they are aware of the time and effort that YOU THE QUILTERS have put into the design and creation of your lovely quilts to benefit the "Cause".

We sincerely hope that you and/or your Bee group will donate another beautiful quilt to our "Cause". In March 2012 we will begin to receive the quilts. We've had great success in displaying and selling them within our community before the auction. The preferred quilt sizes would be nothing smaller than 18" on any side; or larger than 90" in any direction. Popular themes that have sold well in the past are Floral, Garden, Southwest, Asian, Stars, Holidays, Animals and Baby and Juvenile. Traditional quilts and quilts with visual impact are also top sellers.

The QFAC Board Members who have worked tirelessly and dedicated themselves to our "Cause" over the past 9 years are: Jain Barrett, Janet Downing, Evelyn George, Kitty Fleming, Dorothy Lee, Kathy Kebschull, Ann Mavko, Kathy McCulloch, Pat Morris, Jean Owara, Phyllis Spalla and Carol Zupancic.

TQG MEMBERS -----YOU ARE THE BEST! Thank you. Questions? Contact Jeannie Coleman, President Quilt for a Cause Inc., Phone: 520.529.5723, Email: jeabea@msn.com



On November 12 and 13, the Tucson Pima Arts Council is sponsoring the Fall 2011 Open Studio Tour. Several Tucson Quilters Guild members will be participating in the tour, and we would love to have you come and enjoy our work, along with the work of over 200 local artists. Among the guild members showing their work are Mary Vaneecke, Sharon Nemirov, Karen Fisher, Patricia Hastings-Sargent, and Joanne Krawchuk.

The tour is free to the public, and would be a great way to spend the weekend in the wonderful November weather. For maps and information on all the artists, go to: www.tucsonpimaartscouncil.org/programs/open-studio/ We hope to see you there!