



# FIESTA NEWS!

2159



**Business Meeting** *Wednesday, October 5, 2011 9:30 AM*  
**General Meetings** *Tuesday, October 11, 2011 7:00 PM*  
*Wednesday, October 12, 2011 9:30 AM*

## CINDY BRICK



Cindy Brick grew up on a small farm north of Grand Rapids, Michigan, but considers herself a 'near-native' of Colorado, her home for nearly a quarter-century. She cannot remember ever not reading, and from her early years, was a writer, publishing regularly. By high school, she learned to knit (right-handed) and crochet (left-handed), as well as do crewelwork, cross-stitch and other needlework, although she did not sew much. Mom, who sewed professionally, took care of that. (In case you're wondering, Cindy, like a surprising number of quilting teachers, is left-handed.)

Cindy began quilting in 1984, when she joined a group of University of Michigan wives who worked on each others' quilts, and finished her first -- a Pine Tree medallion with a Log Cabin center section -- just before moving to Colorado in

1984. Cindy began teaching and writing about quilts soon after, and joined the staff of Quilter's Newsletter in 1992. Although, like the others, she took turns editing and writing various articles, she was also the Book Review editor. During four years there, she was also the managing editor of The Quilts and Other Comforts Fabric Club newsletter, CLOTHTALK, as well as a newsletter for shop owners around the world, QUILTSHOPTALK. She also helped out with Leman Publications titles, especially patterns.

In 1996, Cindy began her own company, BRICKWORKS, and started traveling across the country, teaching and judging for guilds and various conferences; her classes and lectures featured new tips and techniques, but always had some aspect of quilt history included.



<http://cindybrick.com/>



## President's Message

October already, my goodness! Where does the time go? As always at this time of year it's a big worry wondering who will fill the Board positions opening up. A nominating committee would be great to help find people for these jobs. If these jobs are not filled, we will not have a guild. Please let me know if you can help! The jobs opening up are: Membership, Programs, Recording Secretary, Endowment, Treasurer, Member-at-Large, Quilt Show Co-Chairs. If you have any questions, please contact me.

Mary Meserve,  
marymes@aol.com, 883-4408



## UPCOMING SPEAKERS

### 2011

October..... Cindy Brick  
November..... Cindy Needham

### 2012

February ..... Paula Nadelstern  
March..... Susan Cleveland  
April..... Carol Taylor  
May..... Karen Eckmeier  
June..... Sherrill Kahn  
September..... Karen Kay Buckley  
October..... Jane Davila  
November..... Margaret Miller

### 2013

February..... Larkin Van Horn

**2013 Raffle Quilt:** The fabrics and pattern sheets are coming together for the 2013 Raffle Quilt. I hope to have a 'work party' to start getting the paper pieced blocks put together. I know many people had signed up for helping, but if you didn't get that chance and are willing to sit for a couple of hours and do a New York Beauty style of paper piecing, please let me know via email address below. I am working with a location to use their room, so will send out a notice when I do get it finalized. Thank you for offering to help!

Kathy Harris, VP

[Vicepresident@tucsonquiltersguild.com](mailto:Vicepresident@tucsonquiltersguild.com)

1429

## SO MANY OPPORTUNITIES; SO LITTLE TIME

**Our Holiday Party Potluck** is just around the corner; December 13th and 14th. If you are planning on attending sign-up sheets will be available at the October and November meetings. Members name beginning with A → J are asked to bring a main dish. K → T a salad, and U → Z a dessert. New this year, we are asking for gift donations for The Brewster Center for Domestic Violence. Pick an envelope off the Christmas Tree and bring the gift unwrapped to the Potluck. We will be set up in the back at each meeting in October and November.

**Volunteers Needed:** Would you like to help a visually-impaired adult make a quilt for a visually-impaired child? We are assembling teams of Guild quilters and friends to help on Fridays, 9:00 - 11:00 a.m. With enough teams, we will be able to be on a once-per-month rotation, October - January. For more information or to volunteer, please call or email Ruth Martin, (520) 682-3846, [rmartin46@gmail.com](mailto:rmartin46@gmail.com).



**More Volunteers Needed:** The Arizona Historical Museum exhibit, "100 Years, 100 Quilts" will open in February, 2012. The Museum is planning a number of associated programs and has asked for assistance from our Guild. There are many opportunities to select from. If you would like further information or to volunteer, please contact Ruth Martin, (520) 682-3846, [rmartin46@gmail.com](mailto:rmartin46@gmail.com) or stop by the volunteer station at the October meeting.


## ALL ABOUT PROGRAMS

CINDY BRICK      October 11, 12: Lecture: "Quilts with Secrets"  
October 13: Workshop: "Crazy Quilt"      *space available*  
October 14: Workshop: "Crazy Quilting on the Loose"      *space available*

CINDY NEEDHAM      November 8, 9: Lecture: "For the Love of Linens"  
November 10: Workshop: "Linen Ladies Club"      *space available*  
November 11: Workshop: "Open Thread Bar"      *wait list only*

PAULA NADELSTERN      February 7 & 8 Lecture- "Symmetry and Surprise: The Kaleidoscope as Design Inspiration"  
February 9 Workshop- "Needlestars", intermediate skills      *wait list only*  
February 10 Workshop- "The Puzzle Quilt", beginner to intermediate skills needed  
*wait list only*

SUSAN CLEVELAND      March 13 & 14 Lecture- "My Eclectic Quilt"  
March 15 Workshop- "Piping Hot Binding"  
March 16 Workshop- "Big Beautiful Threads"



*Registration opens six months in advance of each workshop before the start of the Business Meeting. The member fee for workshops is \$50. The fee for non-members is \$75. More information on class policies and fees is available on the website.*

## GUILD NEWS, NEWS, NEWS

**QUILT FOR A CAUSE:** If you haven't already purchased your ticket on our beautiful raffle quilt, time is running out. We will be drawing for the winner at the November 9th Guild meeting. We also have patterns for sale.

Two orphan quilts are looking for an adoption. I believe they were hand pieced in the 60's. All you have to do is make a silent bid on one or the other and it could be yours. There is no minimum bid required. They will find their new home in November as well.

As always, thank you for helping us in our fight against breast and gynecological cancers. **YOU'RE THE BEST!!!**

## LIBRARY INFORMATION

1768

**Tuesday Evening Meetings:** Open from 5:30 to 7pm only.  
**Wednesday Morning Meetings:** Open from 8:30 to 9:30 and during the break.  
**To renew books:** Call Donata Pfisterer the day before the meeting at 733-9557 or email her at: [donatap@photonengr.com](mailto:donatap@photonengr.com).

## HOLIDAY BLOCK EXCHANGE

Plans are being made for the Holiday Party; are YOU creating your Holiday Block for the traditional exchange? For those of you who are new to our Guild, create a 12.5 inch unfinished block ; pin a piece of muslin to the block with three lines...one for your name, a blank line for the receiver, and one for the date. Wrap your block around a paper towel tube; then wrap the whole thing up in tissue paper, wrapping paper, or even a fat quarter! These are collected at the party and placed in baskets. Those who bring a block select another wrapped block from the basket. It is always fun to see what others have created! The blocks are then unwrapped and are displayed. EVERYONE gets to vote for his or her favorite. At the January General Meeting, the top three blocks from each of the two Holiday Parties are voted on. First, Second, and Third place ribbons will be awarded. All six blocks will be hung in the Quilt Fiesta Show!



**I'm Late; I'm Late – for a Very Important Date!** No, it's not too late to get a small quilt made for the Small Quilt auction planned for our Quilt Fiesta! in January. Currently, 21 Guild members have submitted quilts for the auction. Won't you consider joining this group of donors by completing a small quilt? Quilts are due by November 9, or must be postmarked by that date. Remember, the maximum size for these small quilts is 80" around the perimeter. There is no minimum size requirement. You are not limited to one quilt; some members have submitted more than one quilt for the auction. The success of this project is depending on all our members. Thanks to all who have contributed one or more quilts for your support.

## BEES, BEES, BEES—Updated!



### CENTRAL AREA:

**Art Quilters** Contact: Barbara Hall, 622-9268,  
or [rbarber21@cox.net](mailto:rbarber21@cox.net)

Where: Bella Quiltworks;

When: Third Wednesday at 10 AM

**Himmel Park** Contact: Ruth Campbell, 792-1639

Where: Himmel Park Library,

When: Third Wednesday at 6 PM

**Tropical Islands Quilters & Crafters** Contact: Joey Nakagawa  
[joeykiomi@hotmail.com](mailto:joeykiomi@hotmail.com)

Where: Himmel Park Library

When: usually last weekend of the month; contact for details

### EAST SIDE:

**Eastside Evening Bee** Contact: Marty Dobkins, 289-5969,  
or [live4everwjc@aol.com](mailto:live4everwjc@aol.com)

Where: El Camino Baptist Church 7777 E. Speedway,

When: First Thursday of the month 6:30-9PM

**Siesta Bee** Contact: Nelle Starr, 886-4123

Where: members' homes (Northeast) call for directions

When: 3rd Tuesday of the month 1pm

### GREEN VALLEY:

**North of the Border** Contact: Babs Phillips, 399-3427

Where: M & I Bank 270 W. Continental Green Valley,

When: Thursday 9:30 - Noon

### NORTHWEST:

**Quilting for Others** Contact: Mary Meserve, 883-4408

Where: Cactus Quilt Shop,

When: Third Wednesday, 9:30 – Noon

Theme: Tucson Charities

**Material Girls** Contact: Caroline Schau, 297-9965,  
[CarolineSchau@comcast.net](mailto:CarolineSchau@comcast.net)

Where: Rotate Homes

When: First and Third Thursdays at 1 PM

### CONTINENTAL RANCH/TWIN PEAKS:

Contact: Merry Putney, 579-3376 (contact Merry for updates)

Where: 9358 N. Sunflower Blossom Pl.

When: 3rd Friday at 10 AM

Newsletter game: Don't tell your friends! Keep it a secret. I have hidden 5 membership numbers in this newsletter. If one of them is yours, let me know at the next meeting or by contacting me if you can't attend, and you will win a prize. Mary Meserve, 520-883-4408, [marymes@aol.com](mailto:marymes@aol.com).

## QUILT FIESTA! 2012

Quilt Registrations are due at either October Guild meeting! Aunt Jane of Kentucky notes, ca 1900, "that she's been a hard worker all her life, but 'most all her work has been the kind that "perishes with the usin'," as the Bible says...But when one of my grand-children or great-grandchildren sees one o' these quilts, they'll think about Aunt Jane, and, wherever I am then, I'll know I ain't forgotten." Please share your vintage quilt for *Quilt Fiesta's* 2012 Bed Turning so it will continue to be enjoyed.

Contact Sue Franklin at 520.825.3962 (cell 520.490.4721) or [suevette63@comcast.net](mailto:suevette63@comcast.net) with questions. Applications (available on the web) are due to Sue on or before October 12th. Be sure to include the two required 4 x 6 photographs.

Thanks to those who have already submitted an application!



704



**RAFFLE TICKETS:** Members, please pick up your Raffle Ticket Packets at the Guild meetings. Due to the high cost of postage and cost cutting measures of the Guild, we will NOT be mailing packets to members who haven't picked them up. It will be each member's responsibility to pick them up. Contact Mary McLaughlin at [marymac@dakotacom.cnet](mailto:marymac@dakotacom.cnet) if you need yours mailed due to extenuating circumstances.

The Quilt Show Committee would like to announce that our "Featured Guild Members" for our 2012 show are: Nancy Arsenault, Susie Weaver, and Amy Bright.

Congratulations to all. Each featured member will be showing us some of their fabulous quilts during the quilt show. A thank you to the member who nominated their fellow members.

Thank you for all 296 of your quilt show entries. It wasn't clear to some as how to mark your entries for the Arizona Centennial Fabric Challenge. The following quilters entered their quilts in this challenge: Judy Breneman, Peg Clampet, Sally Dickinson, Karen Fisher, Terry Gallegos, Judy Harmer, Patty Kruse, Carolyn Lytle, Joey Nakagawa, Sara Rumbaugh, and Elizabeth Sproles. If you entered one and your name is not on this list, contact Joey at 297-0448 as soon as possible. Also, the list of all quilt show entries received is posted on the guild web-site on the password protected page. If you submitted one or more entries, please check this list to make sure I received it.

We will be signing up for hanging in October, November, December. Please let us know if you can bring a ladder or step stool, and if your Husband can help. Contact Ginny Dove at 882-9284 or by e-mail [gdovecat@aol.com](mailto:gdovecat@aol.com), or Mary Bazzano at 297-9576 or by e-mail [quilt362@yahoo.com](mailto:quilt362@yahoo.com). The Hanging Committee

**Take Down:** We will start signing up volunteers for takedown at the October meeting. This is the time of year when your Guild asks you to contribute some of your time and energy to help make Quilt Fiesta an event we can all be proud of. One way to help out is to join us in dismantling the show and returning the quilts to you and your friends. It goes very quickly, especially when there are a lot of us working to get the job done. And, of course, the reward for helping is that you're first in line to get your quilt. If you've helped before, you know that it's an easy way to help your Guild. If not, this is the year to give it a try.

Since guild members must now pay a fee to get into the show, we are issuing passes to anyone signing up for takedown so they can enter any time after 1:00 PM on Sunday. This will give you the opportunity to take part in the Small Quilt Auction, see the Viewers' Choice quilts, sit in on a demo, or do a little last minute shopping before the show closes at 4:00 PM.

You can sign up to help take down before the meetings and during the break. We'll be in the back of the room. If you would like to sign up on line, send your name and member number to me at [tabfull@aol.com](mailto:tabfull@aol.com). I'm looking forward to working with you. Adrienne Bortell



## TQG BOARD AND COMMITTEES

**President:** Mary Meserve 883-4408 home  
465-2785 cell

**Vice President:** Kathy Harris 370-4323 cell

**Secretary:** Sally Dickinson

**Treasurer:** Joan Swanson 297-8433

**Quilt Show:** Donata Pfisterer 760-0309  
Kathy Zimmer

**Members at Large:** Marie Morris 623-0123  
Sue Franklin 825-3962

**Endowment/Donations:**

**Membership:** Colleen Babcock 405-5478

**Programs:** Joline Albaugh 822-1485  
Judy Kinter-Gilmartin

**Committees:**

**Bears:** Margaret Newman 883-4408

**Bees:** Laura Cotter 298-3841

**Block of the Month:** Kay Hendricks 325-4509  
Evelyn George 325-0166

**Corresponding Secty:** Laurie Mullins 883-3568

**Education:** Ruth Martin 682-3846

**Guild Pins:** Patty Kruse 885-2069

**Historian:** Cathy Dargel 746-9246

**Hospitality:** Christine McCollum

**Library:** Donata Pfisterer 760-0309  
Kathryn Wald 749-4772  
Margaret Newman 883-4408

**Newsletter:** Jo Cady-Bull 326 4572

**NQA:** Marie Morris 623-0123

**Finance:** Mary Bazzano, Evelyn  
George, Kathryn Wald

**Quilt-a-thon:** Mary Bazzano

**Quilting for Others:** Kathryn Wald

**Raffle Quilts: 2012**

**Holiday Block Exchange:** Shari Thompson 834-4245

**Website:** Meg Silvern 572-1984




## NEWS FOR and ABOUT MEMBERS

**EMAIL LIST:** The Guild now has an email list for easy communication with the members. Please log into the protected area of the website and put your name and email address into the box at the top of the page. After doing this, you will receive an email. You must click on the link after making the link into one long line. If this works, you will receive another email saying you were successful. If you have any problem with this, email me at [quilter@tucsonquiltersguild.com](mailto:quilter@tucsonquiltersguild.com). Meg Silvern

The **Quilt Fiesta! 2012 quilt show DVD** order form is now available on the TQG website on the Quilt Show page. Purchase the DVD at a special low price of \$10 until January 19, 2012. Add \$3 for having the DVD mailed to you. Find Peg Clampet at guild meetings for more information.

The submission deadline  
for articles for the  
November Newsletter is  
Wednesday, October 19, 2011.  
Articles should be sent to :  
[newsletter@tucsonquiltersguild.com](mailto:newsletter@tucsonquiltersguild.com)

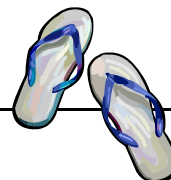


The winner of the AZ Centennial Fabric Raffle was Kay Hendricks. All proceeds collected for this raffle were put into the Quilt Fiesta account.

For information regarding membership email the Membership Director, Colleen Babcock, at [membership@tucsonquiltersguild.com](mailto:membership@tucsonquiltersguild.com) or call her at 405-5478.

## The Guild Basics

<b>Who:</b>	All Members
<b>What:</b>	<b>Business Meeting</b> —First Wednesday of every month in the Church Classroom  <b>General Meetings</b> - second Wednesday of the month in the morning or the Tuesday evening preceding the second Wednesday - in the Parish Hall.
<b>When:</b>	<b>Business Meeting</b> — 9:30 AM ~ 10:30 AM <b>General Meetings:</b> Tuesday Evening—7:00~9:30 PM. Wednesday—9:30 AM~12:00 PM
<b>Where:</b>	St Frances Cabrini Church 3201 E. Presidio Near Fort Lowell and Country Club
<b>(How):</b> Parking	Guild members are asked to refrain from parking in the spaces in front of the Parish office; the Church wants these spaces to remain open for Church members who have business to attend to in the office. This is the small building to the east of our meeting room. <b>PARKING NOTICE:</b> Tuesday evening attendees: The Church's Family Classes are in session again, so PLEASE DO NOT PARK IN THE FRONT LOT. Use the side or back lot.
<b>Why:</b>	Come to get involved with all aspects of the Guild, to make new friends, learn new quilting skills, share, but most of all, to have <b>FUN</b> .



**WE NEED YOU!** Part of your responsibility as a Guild member is to sign up for at least one hostess shift at the annual quilt show. Of course, we welcome your help for as many shifts as you can work. We are about to begin the hostess sign up for the 2012 Quilt Fiesta which will be held January 20, 21 and 22.

You have the choice of a Standing Position or Sitting Position. For our new members, I would like to briefly explain what these entail. If you sign up for a Standing Position you might be a "white glove person" which means you will stand in an aisle by the quilts and interact with the public, showing them the backs of quilts, pointing out any special techniques, etc. You might be stationed at the Entrance door welcoming visitors, giving out programs and door raffle tickets. If you are unable to stand for 2 hours we really need your help to fill all our Sitting Positions. We need help at the back of the hall at the Concession Stands to make sure people do not bring food or drinks into the Show. We need help at the back doors and the exit doors at the front of the hall checking to be sure the incoming guests have tickets. We need help at our information tables- Outreach, Volunteer Check-in, Membership, Viewers' Choice, AZ Centennial table, selling Pins, DVD's, etc.

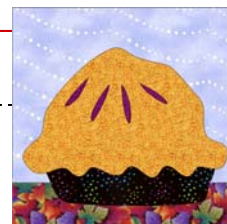
This year we are offering the hostess sign up on a website called VolunteerSpot. We feel that this will help us avoid the long sign-up lines which have formed at meetings. Each Guild member with an email address will receive an email from VolunteerSpot. This is your invitation to sign up for your shift(s). You will be able to sit at home at your computer with your calendar in hand and go onto the website. There you'll be asked to sign in with your email and info. You will be prompted to the Tucson Quilt Show area where you can sign up for your slot(s). The earlier you sign up, the better your chances of working the time frame you desire. The website will send you a reminder or two between now and the quilt show. Simple as that! Thanks to our webmaster Meg Silvern for her assistance in setting up this new program.

When you sign up, you will only be able to choose a Standing or Sitting assignment. A specific job will be assigned to you when you arrive the day of the show. If this is a stressful situation for you, you may email me with your particular desires and I will try to accommodate them.

A full description of the hostess jobs listed on the website will be posted soon at the Tucson Quilters Guild website so that you can peruse the job descriptions at your leisure. You are always welcome to email me with questions, call me or stop by and see me at the meetings. [kathyrnhutcheson@yahoo.com](mailto:kathyrnhutcheson@yahoo.com) (please put TQG in the subject line so I don't delete your email) or call at 520-818-3810 and leave a message if I am not home to pick up your call.

For those of you who do not have computer access or are not comfortable with doing this online, we will still take manual sign-ups at the meetings in October, November and January. We'll be located at a table in the back of the auditorium. Remember, the sooner you sign up, the more likely it is that your desired time slot will be available. Please remember your commitment to the Guild and sign up as soon as possible. The success of our show depends upon volunteer involvement. This means you. **WE NEED YOU!**

### Block of the Month



Everyone was busily handing in their quilt show entry forms at the September meetings, and we know a few of you forgot to bring your blocks--since we only had a few entries, we combined the Tuesday and Wednesday drawings--Janet Bodell was the winner of the three "Jack and the Beanstalk" blocks.

At the October meetings we'll have the drawing for your "Midnight Pumpkin" blocks, and we're hoping for lots of them! The pattern was in last month's newsletter, and it's very easy--only nine pieces, unless you decide to add a face, and that's optional for the drawing. Just bring them to the Block of the Month table in October, and who knows? You might be a lucky winner of a bunch of pumpkin blocks, just in time for Halloween!

In this newsletter, look for the pattern for "Mama's Pie" and get ready to make these for the November drawings. If you're a new member, here's how it works: Make the designated block for that month (or a bunch of them) and bring them to the meeting for the drawings. You can enter as many blocks as you like--just sign your name by your lucky numbers (once for each block you bring)--yours might be the number drawn, and you could win the blocks! There's always a new block for each month, and it's fun!

We'd love to see you and answer your questions at the Block of the Month table--come and check out our sample blocks, and pick up free copies of the current year's patterns, while they last. Also, Block of the month pattern sets from previous years are available for only \$5 per set--check out our catalog to see what's in all the old sets, and catch up on some you might have missed!

Evelyn George and Kay Hendricks

**Block of the Month - November 2011** © 2011 Evelyn George  
**"Mama's Pie"** (unfinished block size 12½")

Mama made the most wonderful pies—and you can, too! Use a light, golden brown for the crust, and a bright or dark color for the pie plate. Add a pretty plaid or print tablecloth and a contrasting color (light or dark) for wallpaper background. For "fruit" peeking through the crust, use fruit colored prints. Apricot, cherry, berry -- what's your favorite? If this doesn't bring back memories of an old fashioned farmhouse kitchen, nothing will!

**Cutting**

Pie crust – 8" x 12" piece (see pattern directions, below)

Fruit filling – 3 pieces, approx. 2" x 2 ½"

Pie plate – 3" x 10"

Background – 10" x 12 ½" wide


Tablecloth – 3" x 12 ½"

Lightest weight fusible web – 1 piece slightly smaller than pie crust fabric, and 1 piece slightly smaller than pie plate fabric

**Background**

Stitch tablecloth rectangle to lower edge of background rectangle.

Press seam *open*. It should now be approximately 12 ½" square. →




**Pie Plate**

Trim a piece of fusible web so it is slightly smaller than the rectangle of pie plate fabric. Following package directions, fuse web to *wrong* side of fabric. With paper backing still on, fold it in half (but don't crease), and trim the two ends together, at a slight angle as shown, to make a pie plate shape. Round the corners, if you wish.

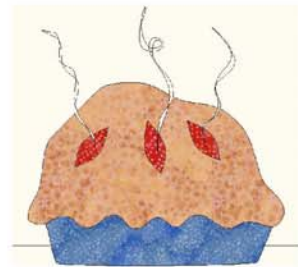
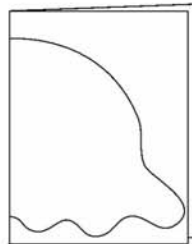
fold→



←trim



Fold→



**Pie Crust**

Make a paper pattern by folding an 8 ½" x 11" sheet in half crosswise. Draw first if you like, or

just cut freehand to make a half-crust outline, then open it up and trim a bit, making the top highly rounded but slightly irregular, and the lower edge fluted. Like a real pie crust, each one will be a little different! See how you like the shape, adjust as necessary and check to make sure it is big enough for the pie plate. When you have one you like, draw 3 or 4 slits, about 1" wide x 1 ½" long, for the fruit to show through.

Using your paper pattern, trace outline of crust and slits onto paper side of fusible web, and iron it to *wrong* side of pie crust fabric. Cut out crust, including slits. Remove paper backing from crust and plate, and arrange them on background so bottom of pie plate overlaps tablecloth seam by about ¼", and crust overlaps plate. Slip pieces of fruit filling under the slits, trimming them to remove excess fabric, but leaving enough so they will be covered by about ¼" of crust all around. They will be held in place by the fusible on the crust. When all parts are in place, fuse following package directions.

Zigzag or satin stitch around plate, crust and slit openings, stitching edges to background. Stitch a wisp or two of steam, if you like. Now sit back and wait for the pie to cool---or, make another one!

*Note: If you prefer to needle turn applique, just add seam allowances to the shapes.*



**There are 3 simple words that, as a Volunteer, I just love to hear; “May I help?”** Unfortunately, as with many organizations, our Guild just doesn’t hear those words enough. Too often we hear the ‘other’ words. Such was the case at September’s Tuesday evening Guild meeting.

During the general meeting on Sept. 13, our speaker ran into a glitch with her projector. Her power cord was missing! Fortunately our Guild owns a projector, so re-setting the equipment caused a slight delay. During the final check of her slide show, the laptop and projector decided not to communicate with each other, resulting in a frantic effort to force them to work.

Sadly, behind me I heard those ‘other’ words spoken, the ones that when trying to do a VOLUNTEER job are uttered by someone who is inconvenienced by a delay. To whoever spoke these words, not only SHAME ON YOU, but I’m SO SORRY that I was unable to move it along quicker just for you! Please remember, we are VOLUNTEERS, not paid employees of the Guild.

Maybe there is someone in our Guild more experienced with our projector or electronic visual equipment? If so, we’d love you to step up and give us a hand! Is there someone who maybe can get up and do some stand up comedy to alleviate the tensions during such a crisis? Then by all means step up! Please...let’s NOT sit like lumps and make disparaging comments while others are doing the work. If you can do better, then please give us a hand. Remember my motto I had as President: ‘If you have a complaint, bring a solution’. And, if you are a guild member who hears these types of remarks, do not encourage it, but tell that person to ‘shush up, get up, and help’.

We get up and BEG for help to run this guild. When we do, those of us up front see that all too familiar ‘deer in the headlights’ look, or even the ‘quick, look away so they don’t see me’ look. We do know that not all our members can give as much time as others, but there are hundreds of little ways to help. We are becoming a much larger organization each year. And, as such, we need even more help to carry the load of running such a group. Are you new to the Guild? Are you willing to give us a hand? Please contact either of our Members at Large or Board of Directors to answer any questions you may have. We are currently seeking volunteers for the Nominations Committee. If you can give some time to make calls or help recruit we would appreciate the effort.

Kathy Harris, Vice President

**New Members Gathering!** You are all invited to the New Member Gathering on Thursday, November 3, 2011 from 6:00 to 8:00pm. We’ll have light refreshments and the Board of Directors and Committee chairs will talk about the Guild. The New Members gathering is open to all members who are interested in learning a little bit more about the Tucson Quilters Guild so save the date. If you haven’t turned in your quilt for the New Member Challenge will still take them at the October Meetings, so be sure to complete your application and bring the quilt on Tuesday or Wednesday.

We had a wonderful response on our kits- YOU TOOK WITH ALL! Thanks and Happy quilting.

We received in August and September 32 quilts, 11 pillow case, 23 stockings, and 9 heart pillows. In August and September we gave out 13 quilts to Life Care, 14 Peppie’s House, 14 Reach Out, 100 pillowcase and 6 quilts to UMC.

The QFO Committee



## \*\*\*\*\*QUILT RETREAT\*\*\*\*\*

**RITTER RANCH RETREAT**  
**HEREFORD/SIERRA VISTA ARIZONA**  
**3-4 DAY RETREAT FROM 175.00**

[www.ritterranchretreat.com](http://www.ritterranchretreat.com)

**Sheila Ritter 520-559-0755**