



FIESTA NEWS!



Business Meeting Wednesday, September 7, 2011 9:30 AM
General Meetings Tuesday, September 13, 2011 7:00 PM
Wednesday, September 14, 2011 9:30 AM

Sue Spargo



Southern Africa has had a considerable influence on my life and creativity. I was born in Zambia and then, in the nearby country of South Africa, I received my education and trained to be a nurse, I soon moved to England; this shift between two very different environments and cultures inspired many of my designs. The stark contrasts between the arid beige and browns of the African bushveld and the lush greens of the rolling hills of Southern England have continued to be a rich source of ideas.

I am influenced especially by the energy and color of traditional African designs. All these early experiences combined to stir my love of "primitive" arts and crafts and grew into my focus on folk-art.


Throughout my life the United States beckoned and in 1989 that dream was fulfilled and I moved to Connecticut and subsequently to Tennessee, Utah and Ohio. Each new State presented sharp contrasts and stirred new ideas. With each move I met many new and wonderful quilt

enthusiasts and through them added abundantly to my knowledge and creativity. Quilt makers are special people and I thank them for their warmth and companionship.

I now focus on three related areas:

- design of quilted items using textural fabrics and embellishments
- workshops and retreats
- creating books and patterns.

<http://www.suespargo.com/index.html>



President's Message

We have a wonderful quilt guild. Hopefully you appreciate all the activities and opportunities available to you as members. However, the Guild is successful only as long as its members support it. It is time once again to form a Nominating Committee. We need to find directors for Membership, Treasurer, Programs (2), Secretary, Member-at-Large, and Endowment Director. Do you have any ideas on who would enjoy filling these positions? Please let me know if you are interested in being a part of our Nominating Committee. Remember, if you are on the Nominating Committee, you can't be elected for a position but you are still helping the Guild! Happy Quilting! Mary Meserve, marymes@aol.com



UPCOMING SPEAKERS

2011

September..... Sue Spargo
October..... Cindy Brick
November..... Cindy Needham

2012

February Paula Nadelstern
March..... Susan Cleveland
April..... Carol Taylor
May..... Karen Eckmeier
June..... Sherrill Kahn
September..... Karen Kay Buckley
October..... Jane Davila
November..... Margaret Miller

2013

February..... Larkin Van Horn

SO MANY OPPORTUNITIES; SO LITTLE TIME

Bernina Deco 330 embroidery machine, in great condition. Includes Owner's manual, soft cover, 2 hoops. Retail value \$1100. This machine is perfect for the person who is interested in making their own gifts or making a little money, by doing embroidery out of your home. Also, comes with a Magic Box and card. \$500 cash or best offer. Rosalee 970-778-7658.

QUILT-A-THON: WOW! Another fun day for the 14th annual Quilt-A-Thon.

80 quilts were completed with another 30 or more that people took home to finish. Thanks for all your help and hope everyone had a good time. Save August for next year's Quilt -A-Thon. Mary Bazzano



New Members' Gathering! You are all invited to the New Member Gathering on Thursday, November 3, 2011 from 6:00 to 8:00pm. We'll have light refreshments and the Board of Directors and Committee chairs will talk about the Guild. The New Members Gathering is open to all members who are interested in learning a little bit more about the Tucson Quilters Guild so save the date.


Please be sure to enter your New Member Challenge Quilt, the applications are due at the September meetings. Please drop them off at the Membership table. The quilts are due at the October meetings, please drop them off at the Membership table.

The New Member Challenge winners will be decided by the attendees at the New Member Gathering. So be sure to come and participate in the voting, and bring your friends.



ALL ABOUT PROGRAMS

SUE SPARGO	September 13,14: Lecture: "Finding Your Own Creativity"	
	September 15: Workshop: "Greta" <i>space available</i>	
	September 16: Workshop: "Altered Textile" <i>space available</i>	
CINDY BRICK	October 11, 12: Lecture: "Quilts with Secrets"	
	October 13: Workshop: "Crazy Quilt" <i>space available</i>	
	October 14: Workshop: "Crazy Quilting on the Loose" <i>space available</i>	
CINDY NEEDHAM	November 8, 9: Lecture: "For the Love of Linens"	
	November 10: Workshop: "Linen Ladies Club" <i>space available</i>	
	November 11: Workshop: "Open Thread Bar" <i>wait list only</i>	
PAULA NADELSTERN	Feb. 9, 2012, Needlestars: <i>space available</i> *	
	Feb. 10, 2012, The Puzzle Quilt: <i>space available</i> **	



*Registration continues through the mail and at the Sept. Business Meeting.

**Please contact Joline if you have questions: joline@dbelltech.com or 520-975-7021

Registration opens six months in advance of each workshop before the start of the Business Meeting. The member fee for workshops is \$50. The fee for non-members is \$75. More information on class policies and fees is available on the website.

GUILD NEWS, NEWS, NEWS

Newsletter History: With much thanks to Barb Clark who provided many missing issues of past newsletters, the Guild now has a collection! In two large volumes that will sit in the store room, newsletters from 1982 through May 2005 can now be found. In addition, all of these have been scanned and saved to both a disk and a jump drive in pdf format for future historians. This will make researching any aspect of the Guild's history much more possible. Our webmaster, Meg Silvern, is working to make all these editions available to all of the members by getting them on to the website. I would be remiss if I didn't point out to all at this time, please use this information carefully. Sometimes mistakes or omissions were made in print and the information may be corrected in a future newsletter or not. But it is a starting point to garner the glorious 35+ years of Guild History. Cathy Dargel

LIBRARY INFORMATION

Tuesday Evening Meetings: Open from 5:30 to 7pm only.
Wednesday Morning Meetings: Open from 8:30 to 9:30 and during the break.
To renew books: Call Donata Pfisterer the day before the meeting at 733-9557 or email her at: donatap@photonengr.com.

Betty Hayden Award: Have you been quilting less than 3 years? Will this be your first time entering a quilt in a quilt show? Was the quilt completely stitched and quilted by you? If so, please check the quilt show packet and enter your quilt for the Betty Hayden Award.



KIDS' ROW: Did you help a young quilter this summer? Do you know a young quilter who would like to have the whole world (a whole bunch of folks, anyway) see their great work? We would love to show it off at the Quilt Fiesta this January! Kids' Row entry forms are available on-line from our website (click on Quilt Fiesta and look for the link), or call me and I'll mail one. Quilters 17 and under are eligible to enter a quilt, pillow, or other quilted project they have made, and every entrant will receive a gift. Questions? Call Laura Cotter 298-3841



BEES, BEES, BEES—Updated!



CENTRAL AREA:

Art Quilters Contact: Barbara Hall, 622-9268,
or rbarber21@cox.net

Where: Bella Quiltworks;

When: Third Wednesday at 10 AM

Himmel Park Contact: Ruth Campbell, 792-1639

Where: Himmel Park Library,

When: Third Wednesday at 6 PM

Tropical Islands Quilters & Crafters Contact: Joey Nakagawa
joeykiomi@hotmail.com

Where: Himmel Park Library

When: usually last weekend of the month; contact for details

EAST SIDE:

Eastside Evening Bee Contact: Marty Dobkins, 289-5969,
or live4everwjc@aol.com

Where: El Camino Baptist Church 7777 E. Speedway,

When: First Thursday of the month 6:30-9PM

Siesta Bee Contact: Nelle Starr, 886-4123

Where: members' homes (Northeast) call for directions

When: 3rd Tuesday of the month 1pm

GREEN VALLEY:

North of the Border Contact: Babs Phillips, 399-3427

Where: M & I Bank 270 W. Continental Green Valley,

When: Thursday 9:30 - Noon

NORTHWEST:

Quilting for Others Contact: Mary Meserve, 883-4408

Where: Cactus Quilt Shop,

When: Third Wednesday, 9:30 – Noon

Theme: Tucson Charities

Material Girls Contact: Caroline Schau, 297-9965,
CarolineSchau@comcast.net

Where: Rotate Homes

When: First and Third Thursdays at 1 PM

CONTINENTAL RANCH/TWIN PEAKS:

Contact: Merry Putney, 579-3376 (contact Merry for updates)

Where: 9358 N. Sunflower Blossom Pl.

When: 3rd Friday at 10 AM

The Tucson Quilter's Guild will be participating in the **Centennial Fabric Challenge** sponsored by the Arizona Centennial Quilt Project. For rules and fabric contact your local quilt shop starting in April. The rules are on the Tucson Quilters Guild website. Quilts will be hung in our 2012 quilt show. More details in later issues.

The submission deadline for articles for the October Newsletter is
Wednesday, September 21, 2011.
Articles should be sent to :
newsletter@tucsonquiltersguild.com
Newsletter Editor is Margaret Newman

QUILT FIESTA! 2012

Bed Turning: Where are your treasured quilts? There's been interest in submitting a quilt; now we need applications. Please consider sharing your vintage "best" or utility quilt for *Quilt Fiesta's* 2012 Bed Turning. Remember, this year, the registration deadline is on or before October 12th...not in November, as in the past.

Contact Sue Franklin at 520.825.3962 (cell 520.490.4721) or suevette63@comcast.net, or Judy Breneman at 520.730.0114 or judyanneb@cox.net or Sheryl Verts at 520.825.9748 or ksheryl@yahoo.com with questions. Applications are available on the web. Be sure to include the two required 4 x 6 photographs.

Thanks to those of you who have already submitted an application!



Small Quilt Auction FAQ's

Do I need to complete and turn in an entry form for my quilt donation first? No, the entry form should accompany the quilt when it is turned in. The entry form is available on the main page of our website under the topic Small Quilt Auction, found in the column on the left. We ask that you download, print and complete a form for each quilt submission.

Where do I turn in my quilt? Quilts may be turned in at the Quilting for Others' table at the back of the hall at either the evening meeting or the morning meeting. Quilts will be accepted in September, October, and November.

How do I know if my quilt will be accepted? All quilt donations will be accepted. We need quilts for both the Silent Auction (taking place on Friday, Saturday, and Sunday morning of the Quilt Fiesta!) and for the live auction on Sunday afternoon.

What do I need to do to prepare my quilt for the auction? Every quilt should have a 2" sleeve stitched across the top of the quilt for hanging, and a label on the back. The information on the label should include the name of the quilt, the name of the quilt maker, and the year it was completed.

I cannot complete a small quilt by the November 9 deadline. Can I turn in a quilt at the January meeting? Sorry, but no. The deadline has been set after much consideration by the auction committee. The committee needs to work to get the quilts ready for the auction after they have all been turned in.

We look forward to seeing all the wonderful quilts you are working on for our first venture into a charity auction. Remember, the quilts are supposed to be small – no more than 80" around the perimeter. Thanks for your interest.



Quilt show entries are due this month. So print out the form, fill it out, include a picture (even if your quilt is not put together take a picture) and bring it to one of our September meetings. You may also send your entry to Joey Nakagawa any time before then. We would love to see new members and old members enter quilts for a spectacular Quilt Fiesta. If you have a quilt for the small quilt auction, the entry date is November. They may also be turned in earlier if you would like.

Just reminder: Signups to help hang the show and hostess during the show will begin at the October meetings. Please think about how you would like to help setting up the show and working during the show.

This is our last year as quilt show chairs. If anyone is interested in taking on the job for next year, this is a good time to shadow us to see what we do. A good place to start is to attend a quilt show meeting. The next show meeting is September 16, at the Police Station on the corner of 22nd and Alvernon at 10am. This is the time of year that the quilt show committees go into high gear working to make a wonderful show. Please feel free to come and see how the committees work. Kathy Zimmer and Donata Pfisterer

Quilt Show Entry Forms: The quilt show packet, which includes the quilt show entry form, is available to download and print from our website on the password protected page. If you are unable to print it this way, please contact Joey Nakagawa (email JoeyKiomi@hotmail.com or phone 297-0448) right away as the deadline to submit the entry forms is the

September 13-14 meetings.

If you mail in your entry form it must be postmarked by Friday September 16th.



If you are entering a Quilt with the Centennial Fabric and want to be part of the challenge. Please put in your description that your Quilt is in the Centennial Fabric Challenge. The Hanging Committee for 2012 Show.

TQG BOARD AND COMMITTEES

President:	Mary Meserve 883-4408 home 465-2785 cell
Vice President:	Kathy Harris 370-4323 cell
Secretary:	Sally Dickinson
Treasurer:	Joan Swanson 297-8433
Quilt Show:	Donata Pfisterer 760-0309 Kathy Zimmer
Members at Large:	Marie Morris 623-0123 Sue Franklin 825-3962
Endowment/Donations:	
Membership:	Colleen Babcock 405-5478
Programs:	Joline Albaugh 822-1485 Judy Kinter-Gilmartin
<u>Committees:</u>	
Bears:	Margaret Newman 883-4408
Bees:	Laura Cotter 298-3841
Block of the Month:	Kay Hendricks 325-4509 Evelyn George 325-0166
Corresponding Secty:	Laurie Mullins 883-3568
Education:	Ruth Martin 682-3846
Guild Pins:	Patty Kruse 885-2069
Historian:	Cathy Dargel 746-9246
Hospitality:	Christine McCollum
Library:	Donata Pfisterer 760-0309 Kathryn Wald 749-4772 Margaret Newman 883-4408
Newsletter:	Jo Cady-Bull 326 4572
NQA:	Marie Morris 623-0123
Finance:	Mary Bazzano, Evelyn George, Kathryn Wald
Quilt-a-thon:	Mary Bazzano
Quilting for Others:	Kathryn Wald
Raffle Quilts: 2012	Shari Thompson 834-4245
Holiday Block Exchange:	Meg Silvern 572-1984
Website:	

Quilted Word Twist

ymra evesemr	_____
use pogsra	_____
lituq pot	_____
tanis canisfra	_____
tuqli saftie	_____
clobk fo het homtn	_____
nicelannent crabif	_____
arabbra zogdob	_____

Answers on Page Six

NEWS FOR and ABOUT MEMBERS

EMAIL LIST: The Guild now has an email list for easy communication with the members. Please log into the protected area of the website and put your name and email address into the box at the top of the page. After doing this, you will receive an email. You must click on the link after making the link into one long line. If this works, you will receive another email saying you were successful. If you have any problem with this, email me at quilter@tucsonquiltersguild.com. Meg Silvern

Arizona Quilters Hall of Fame Weekend

PRESCOTT, ARIZONA

SATURDAY, SEPTEMBER 24 SUNDAY, SEPTEMBER 25

Shop Hop

Arizona Quilters
Hall of Fame
Annual Luncheon


Visit our website for event details.
www.ArizonaQuiltersHallofFame.org
or call 480-961-5177

The 2012 Quilt Show Door Prize committee is in need of your **NEW**, unused quilt related items that you would like to donate. This includes all those wonderful quilt patterns and quilts gadgets you received as gifts or you thought you could not live without. This would be those items you bought but never used and will never use in this lifetime. This is popular and fun part of the show for everyone who attends. If you have something please call, email or catch us at the meetings on Tuesday night. Our information: Glynda Krahenbill at gkrahnen@gmail.com or 444-1349, Vivian MacPherson at vivjim30@gmail.com or 404-3179. Kathy Zimmer will be collecting at the Wednesday Guild meeting.

If we have no peace, it is because we have forgotten that we belong to each other.
—Mother Teresa



Patriot Day: September 11: Patriot Day is held in memory of nearly 3000 people who died during terrorist attacks in New York, Washington DC and Shanksville, Pennsylvania, in the United States.



RAFFLE TICKETS: A reminder to members: Please pick up your raffle ticket packets for our beautiful quilt, "ARIZONA CENTENNIAL STAR", available at the back of our meeting room at Guild. Tickets are \$1 each or 6 for \$5. Included in the packet are 12 tickets, a picture of the quilt and instructions for returning money and stubs. Members can also turn in their stubs and money for tickets already sold and they can pick up ADDITIONAL tickets. Please do your part in helping our Guild raise funds to provide all the wonderful things that our Guild does throughout the year.



Kathryn Wald has been busy sorting donated fabric. She has many bags of scraps. They are even sorted; some by color and others by theme. They will be at the QFO table waiting for some Scrappy Quilter to take them home and love them.



HELP: The person who gave me the embroidered quilt top at the Quilt-A-Thon on Wednesday please contact me. The Northwest Needlers Bee will quilt it. Mary Bazzano 297-9576

Do you have a quilting tip you'd like to share? A short anecdote related to quilting? Send email to your Newsletter Editor (newsletter@tucsonquiltersguild.com). Please keep it under 80 words. I can't promise that I'll use everything that I receive. Must be original.

WELCOME NEW MEMBERS: Please welcome the following new members who have joined the Tucson Quilters Guild since July: Carrie Kleyn, Sarah Martin, Carrie Reed, Ann Therrien, and Jessica Caldwell.

Answers for the Quilted Word Twist: Mary Meserve, Sue Spargo, Quilt top, Saint Francis, Quilt Fiesta, Block of the Month, Centennial Fabric, Barbara Bozdog

HAPPY BIRTHDAY TUCSON (aka the Martha Cooper Library quilt) Yes, it is heroic!! The quilt is about 123 inches long and 56 inches wide. It will be displayed behind the computer stations in the library.

Last March I accepted the challenge of making a quilt from the 36 blocks created by members of the Martha Cooper Library community to celebrate Tucson's 235th birthday. Some of these creatively made blocks featured embellishments of pipe cleaners, sequins, Mylar confetti, foam pieces, leather, and other unknowns; these were glued on! After receiving permission from Margaret Guerrero, Managing Librarian, we separated the quilt blocks from the spacer blocks in a partially pieced quilt top. Richard suggested appliquéing the resized quilt blocks onto a neutral background with the 1.5 inch red sashing to separate the individual blocks. He selected the fabrics we have donated to this project. Most of the pipe cleaners were replaced with color matched cording. The machine quilting was done such that it kept the spirit of the individual designs. Shari Thompson





Who is Betty Hayden? Each year another new quilter is given the Betty Hayden Award, but have you ever wondered who she was? With a membership number of 39 you can see that she has been a member for a long time! In fact if you ever went to a quilt show in the 80's or 90's you probably saw Betty Hayden. Really, I went to the San Diego quilt show one time, and there was Betty & her husband! Saw her again in New Mexico at the Albuquerque show! Betty was the first Guild Member I met in 1980! Proficient at quilt-as-you-go, Betty spent years making a quilt for every child and every grandchild! Her quilts were always scrappy and always hand quilted, Betty embodies everyone's image of "quilter".

Who was Ed Seright? One of the things that makes the Tucson Quilters Guild Show a cut above other shows in the state has always been our marvelous quilt hanging system. Ever wondered who created it? It was Ed! When the Guild was in it's formative years, the lady members relied on their husbands to form the work detail to put on the Show. Ed was one of those workers, but he designed & made our hanging system which hasn't changed since he invented it over 30 years ago! How many things that you know of are still the same after that many years? Now that's workmanship!



Block of the Month

What fun to see all the colorful 3-D Pinwheel blocks displayed on the stage, at our Quilt-a-thon meetings in August! Congratulations to our winners, Mary Bazzano, who won 8 on Tuesday and Connie Weigel, who won 18 on Wednesday.

At our September meetings, we'll have the drawings for your Jack and the Beanstalk blocks, so be sure to make one (or several)--see Kay's pattern in last month's newsletter. Bring them to the September meetings to enter. Maybe you'll be the winner--wouldn't these make a fun quilt for someone young at heart?

And in this newsletter, you'll find the pattern for the "Midnight Pumpkin" block. You can enter it in the October drawings with or without a face. Only 9 pieces for the basic block, and if you can't resist, add a jack-o-lantern face, with the applique method of your choice. These would be a perfect addition to any Halloween or Fall quilt!

Hope you'll have fun entering your blocks each month, and who knows? You could be the next lucky winner of a bunch!

In September, we'll resume sales of our Block of the Month pattern sets. They're only \$5 each for a whole year's worth of blocks, and they have colored covers, too. Check out the fun we've had in previous years, and catch up on any you might have missed. We also have free copies of the current year's patterns, while they last. And, if you're a new member, we'd love to have you check out our table at the meetings and find out more about Block of the Month.

Happy Quilting,
Evelyn George and Kay Hendricks



Block of the Month - October 2011 © 2011 Evelyn George
"Midnight Pumpkin" (unfinished block size 12½")


This big pumpkin's just waiting out in the garden, ready to be picked tonight! Choose a deep orange print, add a medium green stem, set them against a midnight sky of dark blue, purple or black, and you'll set the mood for some Halloween fun!

Cutting:


Orange – 9 ½" x 12 ½"

Green – 2" x 2 ½"

Purple – one 2" x 2 ½", two 3 ½" x 5 ½", and four 2 ½" squares




Diagonal corner piecing is used to stitch the four purple squares to the corners of the orange rectangle:



Line up a purple square at each corner of the orange rectangle, right sides together. Stitch diagonally across each square, from corner to corner, as shown. Trim off the corners, leaving ¼" seam allowance. Unfold the purple triangles and press them toward the corners.

To make the stem, stitch the 2" x 2 ½" green and purple pieces together, along the 2 ½" edge. Stitch a 3 ½" x 5 ½" purple rectangle to either side of the stem section, and stitch the upper and lower sections of the block together.



--Do you want to make a jack-o-lantern out of your pumpkin?
(This is *optional* for the Block of the Month drawings.)

Iron some paper-backed fusible web to the wrong side of a piece of yellow or black fabric, following the manufacturer's directions, and cut out desired shapes for eyes, nose and mouth. Remove the paper backing, position them on the pumpkin and fuse them in place. Zigzag stitch around the shapes to hold them securely.



Trick or Treat!



Tucson Quilters Guild, Inc.
PO Box 14454
Tucson, AZ 85732-4454



For information regarding membership email the Membership Director, Colleen Babcock, at membership@tucsonquiltersguild.com or call her at 405-5478.

The Guild Basics

Who:	All Members
What:	Business Meeting —First Wednesday of every month in the Church Classroom General Meetings - second Wednesday of the month in the morning or the Tuesday evening preceding the second Wednesday - in the Parish Hall.
When:	Business Meeting — 9:30 AM ~ 10:30 AM General Meetings: Tuesday Evening—7:00~9:30 PM. Wednesday—9:30 AM~12:00 PM
Where:	St Frances Cabrini Church 3201 E. Presidio Near Fort Lowell and Country Club
(How): Parking	Guild members are asked to refrain from parking in the spaces in front of the Parish office; the Church wants these spaces to remain open for Church members who have business to attend to in the office. This is the small building to the east of our meeting room. PARKING NOTICE: Tuesday evening attendees: The Church's Family Classes are in session again, so PLEASE DO NOT PARK IN THE FRONT LOT. Use the side or back lot.
Why:	Come to get involved with all aspects of the Guild, to make new friends, learn new quilting skills, share, but most of all, to have FUN .