



# FIESTA NEWS!



*Business Meeting* Wednesday, August 3, 2011 9:30 AM  
*General Meetings* Tuesday, August 9, 2011 7:00 PM  
Wednesday, August 10, 2011 9:30 AM

## History of the Quilt-A-Thon

The first Quilt-a-thon was begun in 1997. It was the idea of President Nancy Landon who passed the work of organizing it to the Program Director, Cathy Dargel. Membership in the Guild was 238 and many members left in the hot summer months and therefore weren't around to sew in August. Yet members who did come (we never take attendance and therefore the number will never be known) were able to sew 20 quilts for an Alzheimer unit (only 15 were promised!).

The following year 26 quilts went to Devon Gables Retirement home with Cathy chairing the event once again. The next year Anne Berry took over from Cathy and with 343 members 33 quilts went to Child Protective services. Anne bested those efforts in 2000 with 49 quilts. The following year, Jo Cady-Bull and Lynn Miller took over as chairs with 375 members and the Drexel Heights Fire Department as the recipient got 60 quilts. (Do you see the "snowball" effect?) By 2002, Evelyn Ewing & Evelyn George took over with New Beginnings for Women & Children as the lucky charity and 33 finished quilts and an additional 31 tops that got sent to local long-armers for finishing!

By 2003, Anne Berry was coaxed out of "retirement" to co-chair the annual Quilt-a-thon with Evelyn George. Nearly 80 quilts were donated to Brazos de Amor orphanage in Agua Prieta that year. In 2004 new chair, Mary Bazzano, took over and a total of 56 quilts were donated to Desert Dialysis of Tucson. By 2005 we had grown to 2 meetings (the institution of the Tuesday Night meeting before the regular Wednesday Day meeting), and Mary Bazzano again organized the Quilt-a-thon, producing 81 quilts for Child Protective Services.

In 2006, Mary Bazzano and the intrepid Guild completed 70 quilts for the Red Cross in Tucson.

Taking a rest from chairing this event, Mary Meserve stepped up in 2007 to chair making 60 quilts for Primavera Foundation and an additional 8 quilts for Project Linus. Flora Alderman and Pam Wright were our chairs in 2008 with 629 total members; 97 members participated in this annual event. A total of 130 quilts were donated to the Rural Metro Fire Department and three Oncology clinics in Tucson. The following year 147 quilts were given to The Daughters of the Nile and AVIVA by chairs Floral Alderman & Pam Wright. And last year 100 quilts and 100 pillowcases made by 100 participating Guild members were given to the Gospel Rescue Mission by chairs Mary Bazzano & Evelyn George.

So in the last 14 years, ten different guild members have chaired this annual event with hundreds of members participating in the sewing. In all seventeen different charities were the lucky recipients of 984 quilts and 100 pillowcases. And we aren't done yet, how many can we do this year?

## UPCOMING SPEAKERS

### 2011

September..... Sue Spargo  
 October..... Cindy Brick  
 November..... Cindy Needham

### 2012

February ..... Paula Nadelstern  
 March..... Susan Cleveland  
 April..... Carol Taylor  
 May..... Karen Eckmeier  
 June..... Sherrill Kahn  
 September..... Karen Kay Buckley  
 October..... Jane Davila  
 November..... Margaret Miller

### 2013

February..... Larkin Van Horn

## SO MANY OPPORTUNITIES; SO LITTLE TIME

### Our 15th Annual Quilt-A-Thon — August 9th and 10th

Please come participate in our 15th Annual Quilt-A-Thon whether you signed up or not! You can come either Tuesday evening or Wednesday morning. Bring a snack to share as well, if you wish. The guild will provide beverages both meetings. On Wednesday you can either bring your lunch or order in from Baggin's. We'll spend the day sewing with our friends and making lots of quilts. This year's chosen charity is KIN (Kids in Need), a group of professional men and women that take first through sixth graders Christmas shopping in December.

We have lots of kits ready for you to sew, layer, envelope, and tie. It's always a whirlwind of fun in the air conditioned auditorium, as we see how many quilts we can make in one day. Come and join the fun! Be sure to put your name on all your items as rulers and rotary cutters tend to get borrowed around. For Wednesday, we could use a few more ironing boards. We also have door prizes. Don't miss the 15th Annual Quilt-A-Thon.

**100 Years 100 Quilts Exhibit Update:** The deadline for entries is now August 10, 2011. It is okay for a quilter to submit 2 quilts made between 2000-2011 that has an Arizona theme. Traditional blocks can be used, you just can't use a published pattern or block of the month type quilt. Word is the quilts submitted so far are fab-u-lush!



**New Members Gathering!** You are all invited to the New Member Gathering on Thursday, November 3, 2011 from 6:00 to 8:00pm. We'll have light refreshments and the Board of Directors and Committee chairs will talk about the Guild. The New Members Gathering is open to all members who are interested in learning a little bit more about the Tucson Quilters Guild so save the date.


Please be sure to enter your New Member Challenge quilt; the applications are due at the September meetings. The quilts need to be dropped off at the membership table at the October meetings. The New Member Challenge winners will be decided by the attendees at the New Member Gathering. So be sure to come and participate in the voting!

## ALL ABOUT PROGRAMS

**SUE SPARGO** September 13,14: Lecture: "Finding Your Own Creativity"  
 September 15: Workshop: "Greta" *space available*  
 September 16: Workshop: "Altered Textile" *space available*

**CINDY BRICK** October 11, 12: Lecture: "Quilts with Secrets"  
 October 13: Workshop: "Crazy Quilt" *space available*  
 October 14: Workshop: "Crazy Quilting on the Loose" *space available*

**CINDY NEEDHAM** November 8, 9: Lecture: "For the Love of Linens"  
 November 10: Workshop: "Linen Ladies Club" *space available*  
 November 11: Workshop: "Open Thread Bar" *space available*



*Registration opens six months in advance of each workshop before the start of the Business Meeting. The member fee for workshops is \$50. The fee for non-members is \$75. More information on class policies and fees is available on the website.*



#### QUILTERS HALL OF FAME TO INDUCT FOUR

PHOENIX, AZ...Arizona Quilters Hall of Fame announces its 2011 inductees. Those to be inducted include:

- George D. Butler, Chandler, recognized for his impressive quilt-related charity work,
- Carol Hood, Prescott, for assuming leadership in a variety of quilt groups, lecturing and teaching, publishing, and receiving recognition for her quilts,
- Lynn G. Kough, Chandler, recognized for taking significant leadership in local and national quilt organizations, teaching, and publishing,
- Nancy Landon, Tucson, primarily for her ownership of Cactus Quilt Shop, and using that shop to educate, enlighten, and engage the quilting community.

The inductees were nominated by the general public, voted upon by Friends of Arizona Quilters Hall of Fame, and, finally, selected by Arizona Quilters Hall of Fame Board of Directors. The Class of 2011 is the fourth class of inductees to be honored.

Also announced is the 2011 Arizona Quilt Shop of the Year, Quilters Market, Tucson. Owned by Lynda Luiten, the shop creates a colorful, welcoming shopping treat with classes aplenty for children, beginners, and the experienced quilter. Arizona Quilters Hall of Fame will also recognize Individual Friends of the Year, Carole A. Cohen and Wanda Seale, both of Phoenix, for their efforts as Co-Chairs of the Arizona Centennial Quilt Project. Rim Country Quilt Roundup, Payson, will be honored as the Organizational Friend of the Year.

The formal recognition of inductees and other honorees will take place at a luncheon event on Sunday, September 25, being held at the Wyndham Gardens, Prescott. Also, on Saturday, September 24, the Hall of Fame will sponsor a Shop Hop around the Prescott and Prescott Valley communities. As part of these activities, the first public showing of the Arizona Centennial Commemorative Quilt will take place at Sharlot Hall Museum. The public is invited to participate in the Shop Hop and/or attend the luncheon event. Complete details are available on the Arizona Quilters Hall of Fame web site, [www.arizonaquiltershalloffame.org](http://www.arizonaquiltershalloffame.org), or by calling 480-961-5177.

Arizona Quilters Hall of Fame, a non-profit organization, was founded in 2007 to celebrate and honor the contribution of Arizonans to quilting and to educate the public about quilting, its history, and artisans.

#### BEES, BEES, BEES—Updated!



##### CENTRAL AREA:

**Art Quilters** Contact: Barbara Hall, 622-9268,  
or [rbarber21@cox.net](mailto:rbarber21@cox.net)

Where: Bella Quiltworks;

When: Third Wednesday at 10 AM

**Himmel Park** Contact: Ruth Campbell, 792-1639

Where: Himmel Park Library,

When: Third Wednesday at 6 PM

**Tropical Islands Quilters & Crafters** Contact: Joey Nakagawa  
[joeykiomi@hotmail.com](mailto:joeykiomi@hotmail.com)

Where: Himmel Park Library

When: usually last weekend of the month; contact for details

##### EAST SIDE:

**Eastside Evening Bee** Contact: Marty Dobkins, 289-5969,  
or [live4everwjc@aol.com](mailto:live4everwjc@aol.com)

Where: El Camino Baptist Church 7777 E. Speedway,

When: First Thursday of the month 6:30-9PM

**Siesta Bee** Contact: Nelle Starr, 886-4123

Where: members' homes (Northeast) call for directions

When: 3rd Tuesday of the month 1pm

##### GREEN VALLEY:

**North of the Border** Contact: Babs Phillips, 399-3427

Where: M & I Bank 270 W. Continental Green Valley,

When: Thursday 9:30 - Noon

##### NORTHWEST:

**Quilting for Others** Contact: Mary Meserve, 883-4408

Where: Cactus Quilt Shop,

When: Third Wednesday, 9:30 – Noon

Theme: Tucson Charities

**Material Girls** Contact: Caroline Schau, 297-9965,  
[CarolineSchau@comcast.net](mailto:CarolineSchau@comcast.net)

Where: Rotate Homes

When: First and Third Thursdays at 1 PM

##### CONTINENTAL RANCH/TWIN PEAKS:

Contact: Merry Putney, 579-3376 (contact Merry for updates)

Where: 9358 N. Sunflower Blossom Pl.

When: 3rd Friday at 10 AM

#### LIBRARY INFORMATION

**Tuesday Evening Meetings:** Open from 5:30 to 7pm only.

**Wednesday Morning Meetings:** Open from 8:30 to 9:30 and during the break.

**To renew books:** Call Donata Pfisterer the day before the meeting at 733-9557 or email her at:

[donatap@photonengr.com](mailto:donatap@photonengr.com).

The submission deadline for articles for the September Newsletter is Wednesday, August 17, 2011.

Articles should be sent to :

[newsletter@tucsonquiltersguild.com](mailto:newsletter@tucsonquiltersguild.com)

Newsletter Editor is Margaret Newman

## QUILT FIESTA! 2012

**Bed Turning:** Think about Grandma's quilt as described by Silvia Summers Pierce in Hall and Kretsinger's *The Romance of the Patchwork Quilt in America* (1935). Pierce notes, "With gentle and loving fingers she caressed the well worn fold; 'round each piece a mem'ry lingers like a sweet story often told."



Do you have memories (quilts) from your grandmother's attic or elsewhere? If so, submit an application for your quilt in *Quilt Fiesta's* bed turning.

Contact Sue Franklin at 520.825.3962 or 520.490.4721 or [suevette63@comcast.net](mailto:suevette63@comcast.net), with questions.

Applications for the bed turning are available on the Bed Turning link of the Guild's Web site. The application deadline is October 12.

If you are entering a Quilt with the Centennial Fabric and want to be part of the challenge. Please put in your description that your Quilt is in the Centennial Fabric Challenge.

The Hanging Committee for 2012 Show.

### WANTED! Small quilts for Auction

Have you started thinking about making a quilt for our auction yet? It's not too late to start one since the quilts are not due until November. Remember, the maximum size is 20" by 20". Each quilt will need a 2" sleeve, and a label on the back to tell a little about the quilt and the maker. Also, each quilt should have a completed entry form attached. Entry forms are available on our website.

These little gems should not take too long to create and complete. What better time to begin work on one than August when the weather is too hot to work on a full size quilt? If you have a completed small quilt please wait until the September meetings to turn these in. The Quilt-a-thon in August won't have a place to turn these in, or a person waiting to accept them. Thanks for your support.



**Quilt Show Packets:** The quilt show packet, which includes the quilt show entry forms, is available to download and print from our website on the password protected page. If you plan to enter more than one quilt, you can make copies of just the entry form pages. **IMPORTANT:** the new deadline to turn in entries is **Sept. 14th!!!** If you are unable to print it this way, send Joey an email at [JoeyKiomi@hotmail.com](mailto:JoeyKiomi@hotmail.com) or call her at 502-297-0448 or pick up a printed copy from Joey at the Quilt-a-thon. If you want it mailed to you, send Joey a 4" by 9.5" envelope with your address and at least 61 cents in stamps. Two entries have already been turned in!

It's almost time to submit your entries for our show in January. Entries are due at the September meetings, or can be mailed to our entry chair, Joey Nakagawa, at any time before then. We will take any entry with a reasonable picture depicting what your quilt will look like. Please try and be fairly accurate on the size of your quilt. If you are entering a quilt in the Centennial contest, make sure that you state that on your entry form.

We are still taking names for quilters in our guild that you would like to see featured at our show. Contact Donata Pfisterer: 520-733-9557 [donatap@photonengr.com](mailto:donatap@photonengr.com) or Kathy Zimmer 749-8947 [kapplique@aol.com](mailto:kapplique@aol.com) if you would like to nominate someone. The Quilt Show committee will vote for three nominated members we will feature at our September meeting.

The Tucson Quilter's Guild will be participating in the **Centennial Fabric Challenge** sponsored by the Arizona Centennial Quilt Project. For rules and fabric contact your local quilt shop starting in April. The rules are on the Tucson Quilters Guild website. Quilts will be hung in our 2012 quilt show. More details in later issues.

**RAFFLE TICKETS:** A reminder to members: Please pick up your raffle ticket packets for our beautiful quilt, "Arizona Centennial Star", at the back of our meeting room at the Guild meetings. Each member is asked to sell or purchase at least one packet. Tickets are \$1 each or 6 for \$5. Included in the packet are 12 tickets, a picture of the quilt, and instructions for returning money and stubs. Please do your part in helping our Guild raise funds to provide all the wonderful things that our Guild does throughout the year. Thank you, Pam Ashbaugh and Mary McLaughlin



## TQG BOARD AND COMMITTEES

<b>President:</b>	Mary Meserve 883-4408 home 465-2785 cell
<b>Vice President:</b>	Kathy Harris 370-4323 cell
<b>Secretary:</b>	Sally Dickinson
<b>Treasurer:</b>	Joan Swanson 297-8433
<b>Quilt Show:</b>	Donata Pfisterer 760-0309 Kathy Zimmer
<b>Members at Large:</b>	Marie Morris 623-0123 Sue Franklin 825-3962
<b>Endowment/Donations:</b>	
<b>Membership:</b>	Colleen Babcock 405-5478
<b>Programs:</b>	Joline Albaugh 822-1485 Judy Kinter-Gilmartin
<b><u>Committees:</u></b>	
<b>Bears:</b>	Margaret Newman 883-4408
<b>Bees:</b>	Laura Cotter 298-3841
<b>Block of the Month:</b>	Kay Hendricks 325-4509 Evelyn George 325-0166
<b>Corresponding Secty:</b>	Laurie Mullins 883-3568
<b>Education:</b>	Ruth Martin 682-3846
<b>Guild Pins:</b>	Patty Kruse 885-2069
<b>Historian:</b>	Cathy Dargel 746-9246
<b>Hospitality:</b>	Christine McCollum
<b>Library:</b>	Donata Pfisterer 760-0309 Kathryn Wald 749-4772 Margaret Newman 883-4408
<b>Newsletter:</b>	
<b>NQA:</b>	Jo Cady-Bull 326 4572
<b>Finance:</b>	Marie Morris 623-0123
<b>Quilt-a-thon:</b>	Mary Bazzano, Evelyn George, Kathryn Wald Mary Bazzano
<b>Quilting for Others:</b>	Kathryn Wald
<b>Raffle Quilts: 2012</b>	
<b>Holiday Block Exchange:</b>	Shari Thompson 834-4245
<b>Website:</b>	Meg Silvern 572-1984

## NEWS FOR and ABOUT MEMBERS

**EMAIL LIST:** The Guild now has an email list for easy communication with the members. Please log into the protected area of the website and put your name and email address into the box at the top of the page. After doing this, you will receive an email. You must click on the link after making the link into one long line. If this works, you will receive another email saying you were successful. If you have any problem with this, email me at [quilter@tucsonquiltersguild.com](mailto:quilter@tucsonquiltersguild.com). Meg Silvern



**WELCOME NEW MEMBERS!** Please welcome the following new members who have joined the Tucson Quilters Guild since May: Melody David, Diedre Duncan, Carol Evans, Beverly Gerlach, Judy Harmer, Janice Hester, Mary Kowalski, Linda LaFleur, Fran Needham, Marty Swell, and Karen Yodice.

## Block of the Month

Hooray for the "Red, White and Blue Flags!" Thanks to all who entered your beautiful flag blocks in the July Block of the Month drawings, and congratulations to our lucky winners! Rosalie Zipp won 10 blocks on Tuesday, and Carolyn LaRue won 7 on Wednesday!

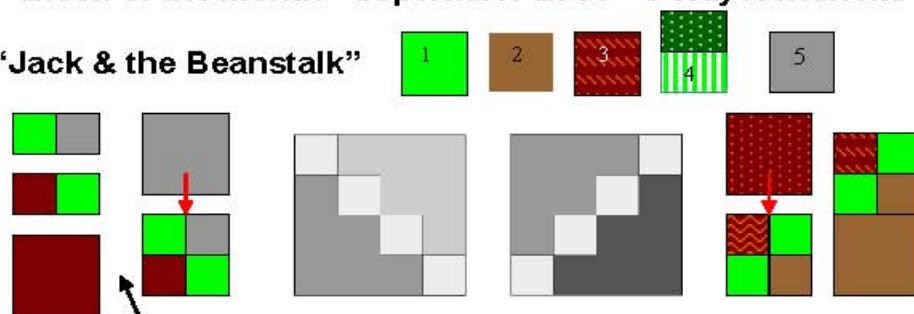
Next, in August we'll have the drawings for your "3-D Pinwheel" blocks, at our Quilt-a-thon meetings (which replace the regular meetings this month). The pattern was in last month's newsletter, so check it out, make a block (or several--they're fun!) and bring them to the Quilt-a-thon--you'll not only have a great time making charity quilts from the pre-cut kits, but you might also be a lucky winner of some 3-D Pinwheels to take home!

And in this newsletter, look for the "Jack in the Beanstalk" block pattern, for our drawings in September. It's mostly made from squares, and very easy to construct--the use of small green squares and an inset "vine" strip, against rich dark colors, creates a climbing vine pattern. (The blocks can be sewn together into vertical rows, as tall as you want your vines to climb!)

We'll have free copies of our current and recent Block of the Month patterns available at the August Quilt-a-thon meetings--look for us up on the stage. And beginning again in September, we'll have the yearly sets available again, at \$5 for each year, so be sure to catch up on anything you might have missed. We hope you're happily quilting your way through summer and staying cool! ---Kay and Evelyn

## Block of the Month - September 2011 - © Kay Hendricks

### "Jack & the Beanstalk"



**Cutting Instructions:** Choose a leaf green for Fabric color (1).  
Choose 3 other different colors for Fabric (2), Fabric (3), and Fabric (5).  
Fabric (4) is a green stem color. You can choose brown, reds, oranges, beige, blue, gray, or any darker colored remnants.

- Fabric (1) **Green:** cut eight 2" squares, for leaf effect.  
Fabric (2) **Brown or beige:** cut one 6 ½" square.  
Cut one 3 ½" square, and cut two 2" squares.  
Fabric (3) **Red or orange:** cut two 3 ½" squares.  
And Cut four 2" squares.  
Fabric (5) **Blue or gray:** Cut one 6 ½" square.  
Cut one 3 ½" square and cut two 2" squares.  
Fabric (4) **Green stem,** cut a strip 12 ½" by 1 ½".  
This is folded in half lengthwise and sewn on a completed side or column of the block.

### One Block



1. Make two small four patch blocks, using two of the (1) leaf green, one of the fabric (3), and one of Fabric (5) for each four patch. Use the small 2" squares, Green pieces are on diagonally opposite corners.
  2. Sew one 3 ½" square of fabric (3) and one 3 ½" square of fabric (5) to the two units you just finished, as shown above. Check, see if the colors are touching and if they are next to each other. Sew these units side by side to make a double 4 patch unit. The green pieces should make a diagonal line, like stair steps down.
  3. Sew the 6 ½" color (5) to the top of the double 4 patch.
- This makes one column, ½ of the Block. See below

4. Repeat this construction, using different colors in your arrangement of small squares. Use 4 small green squares, two 2" red (or orange) squares, and two 2" brown (or beige) squares to make the second pair of 4 patches. Add a red 3 ½" square and a beige 3 ½" square to the 4 patches to make a double 4 patch unit. The green squares should go diagonally up to the right hand side.

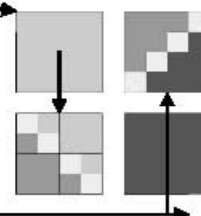
5. Then sew a 6 ½" beige (color 2) square to the bottom of this double 4 patch unit. This makes the other column (side) of your block.

Finally sew the two long, (columns) together side by side. Your block is finished except for the green stem of the Beanstalk. See the colored illustration.

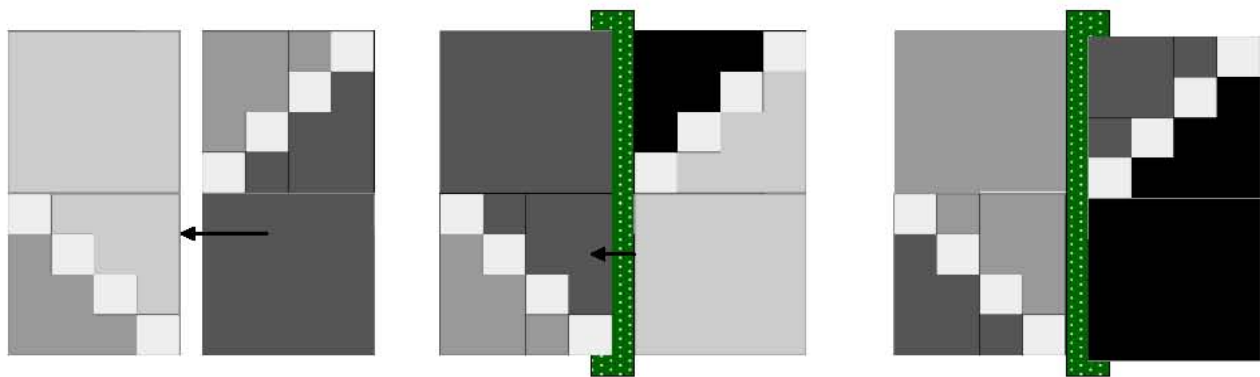
6. To put in the green strip for the Beanstalk, fold the 12 ½" by 1 ½" strip in half lengthwise wrong sides together. Sew it to one side of the block **or** down the middle of your block.

Use a ¼" seam allowance. The folded green stem will stick out from the quilt surface. See examples below.

### Panel







Examples of three blocks in different colors (shades of gray scale).

---



Evelyn's example is for a quilt, a table cloth, or a curtain panel.



Tucson Quilters Guild, Inc.  
PO Box 14454  
Tucson, AZ 85732-4454

For information regarding membership email the Membership Director, Colleen Babcock,  
at [membership@tucsonquiltersguild.com](mailto:membership@tucsonquiltersguild.com) or call her at 405-5478.

### The Guild Basics

<b>Who:</b>	All Members
<b>What:</b>	<p><b>Business Meeting</b>—First Wednesday of every month in the Church Classroom</p> <p><b>General Meetings</b> - second Wednesday of the month in the morning or the Tuesday evening preceding the second Wednesday - in the Parish Hall.</p>
<b>When:</b>	<p><b>Business Meeting</b> — 9:30 AM ~ 10:30 AM</p> <p><b>General Meetings:</b> Tues Evening—7:00~9:30 PM. Wednesday—9:30 AM~12:00 PM</p>
<b>Where:</b>	St Frances Cabrini Church 3201 E. Presidio Near Fort Lowell and Country Club
<b>(How):</b> Parking	<p>Guild members are asked to refrain from parking in the spaces in front of the Parish office; the Church wants these spaces to remain open for Church members who have business to attend to in the office. This is the small building to the east of our meeting room. <b>PARKING NOTICE:</b> Tuesday evening attendees: The Church's Family Classes are in session again, so PLEASE DO NOT PARK IN THE FRONT LOT. Use the side or back lot.</p>
<b>Why:</b>	Come to get involved with all aspects of the Guild, to make new friends, learn new quilting skills, share, but most of all, to have <b>FUN</b> .