



FIESTA NEWS!



Business Meeting *Wednesday, June 1, 2011 9:30 AM*

General Meetings *Tuesday, June 7, 2011 7:00 PM*

Wednesday, June 8, 2011 9:30 AM



David Taylor was born in Peterborough, New Hampshire, in 1963. As a Navy brat, he was relocated down the East Coast of the U.S. along with his three sisters and two brothers. David completed his high school and college years in the Tampa Bay area of Florida. He currently lives in Steamboat Springs, Colorado.

David's obsession with fabric began at an early age, salvaging tiny scraps from his mother's sewing area trash bin. This began his love and appreciation for fabric, though not a love for quilting. "Who would ever want to cut up their beautiful fabrics into tiny pieces?" he asks.

After college, David embarked on a career in graphic design (before computers!), primarily working for newspapers. Throughout his 20-year career, he received more than 100 regional and national awards for newspaper editorial layout and advertising design.

David's first quilt design was in 1999, a fundraiser quilt collaboration for Strings Music Festival in Steamboat with friend and professional long-arm quilter Madeleine Vail of Clark, CO. Madeleine encouraged him to keep after it. Following a visit to Houston in 2001 for the International Quilt Festival, David's obsession with fabric turned into an obsession for quilting as art.


David Taylor has been the recipient of the Fairfield Master Award for Contemporary Quilting from the International Quilt Association (2006), the Brother Wall Machine Workmanship Award from the American Quilters Society (Paducah, 2008), and a two-time Best of Show winner at the IQA's Spring Festival in Chicago (2007, 2008).

You can find David online at: <http://www.davidtaylorquilts.com/>

PRESIDENT'S MESSAGE

Goodness, it's June already! Isn't it amazing how time flies? I imagine all of our winter visitors have gone back home already. They will have fun working in their gardens, visiting with family. Maybe they even have a Quilt Guild back home. It would be fun to find out what other guilds do. There are not many guilds as big as ours. They are all run by volunteers too, just like ours. It's fun to be involved with the guild. There is always something to do. This is your club you should enjoy it. Are you making a quilt for the Quilt Show? How about a small quilt for the Small Quilt Auction? That would be fun and easy to do. There is also making a quilt for the Quilt for a Cause Auction, and don't forget the quilts for our Centennial Contests. There are many committees that need help also. Go up and talk to these ladies. They are wonderful people. Ask them what you could do to help. We can always use more charity quilts too, and we are getting ready for Quilt-A-Thon in August. That is always a fun meeting. So please consider enjoying your Guild more.

Take Care,
Mary Meserve
Home: 883-4408, cellphone: 465-2785
marymes@aol.com



UPCOMING SPEAKERS

2011

June..... David Taylor
 September..... Sue Spargo
 October..... Cindy Brick
 November..... Cindy Needham

2012

February Paula Nadelstern
 March..... Susan Cleveland
 April..... Carol Taylor
 May..... Karen Eckmeier
 June..... Sherrill Kahn
 September..... Karen Kay Buckley
 October..... Jane Davila
 November..... Margaret Miller

2013

February..... Larkin Van Horn

The ultimate expression of generosity is not in giving of *what* you have, but in giving of *who* you are. -Johnnetta B. Cole

The purpose of life is not to be happy - but to *matter*, to be productive, to be useful, to have it make some difference that you have lived at all. -Leo Rosten

SO MANY OPPORTUNITIES; SO LITTLE TIME

Earlene Fowler, the author of the Benni Harper quilt mystery Series, will be in Tucson on June 18, 2011. She will have a signing of her new book at Clues Unlimited at 2:00pm.

Clues Limited--Tucson's Mystery Bookstore is located at:
 3146 East Fort Lowell Road, Tucson, AZ 85716
 520-326-8522

Quilting for Others: April and May we have received a total of 51 Pillow Cases, 11 Heart Pillows and 33 Quilts. Thanks to all Guild members who contribute to the QFO program. At this time we need stockings to be made by November. Please pick up a kit at the June meeting. QFO Committee.


For 2010 Quilt-A-Thon, we chose the Gospel Rescue Mission. We gave them 100 Quilts for their New 100 Bed Dorm that was completed the first part of this year. They had an open house in April and our Quilts were display in each room. -Mary Bazzano



QUILT-A-THON 2011: August 9th and 10th. While August may seem like months away, the Quilt-A-Thon committee is busy planning for this annual guild event. Every year, guild members participate in the Quilt-A-Thon by spending the day in the company of good friends and quilters in an air-conditioned room sewing, layering and tying quilts which are then donated. This year the quilts will be given to KIN (Kids in Need), a group of professional men and women that take 1st graders through 6th graders Christmas Shopping in December. Stop by the committee's table at the May and June meeting to sign up and pick up a kit to get us started for this year's QAT. Mary Bazzano, Evelyn George, and Kathryn Wald

ALL ABOUT PROGRAMS

| | |
|---------------|--|
| DAVID TAYLOR | June 7, 8: Lecture: "The Reluctant Journey of an Art Quilter" June 9: Workshop: "Beginning Free Motion Quilting" <i>waitlist only</i> June 10: Workshop: "Beginning Pictorial Appliqué" <i>waitlist only</i> |
| SUE SPARGO | September 13,14: Lecture: "Finding Your Own Creativity" September 15: Workshop: "Greta" <i>space available</i> September 16: Workshop: "Altered Textile" <i>space available</i> |
| CINDY BRICK | October 11, 12: Lecture: "Quilts with Secrets" October 13: Workshop: "Crazy Quilt" <i>space available</i> October 14: Workshop: "Crazy Quilting on the Loose" <i>space available</i> |
| CINDY NEEDHAM | November 8, 9: Lecture: "For the Love of Linens" November 10: Workshop: "Linen Ladies Club" <i>space available</i> November 11: Workshop: "Open Thread Bar" <i>space available</i> |



Registration opens six months in advance of each workshop before the start of the Business Meeting. The member fee for workshops is \$50. The fee for non-members is \$75. More information on class policies and fees is available on the website.

GUILD NEWS, NEWS, NEWS

President's Challenge... The theme this year is Purple Please. Any shade of purple you want, not more than 120 inches around the perimeter. The entry form and full rules are available online, and I will have copies at the meeting. Mary Meserve

Ladies and Gentlemen...the winter holiday fabric is emerging in the fabric collections of our local shops. Let the Holiday block creation begin! Don't wait until the last minute or you may not get your fabric choices. Shari Thompson

LIBRARY INFORMATION

Tuesday Evening Meetings: Open from 5:30 to 7pm only.
Wednesday Morning Meetings: Open from 8:30 to 9:30 and during the break.
To renew books: Call Donata Pfisterer the day before the meeting at 733-9557 or email her at: donatap@photonengr.com.

Arizona Quilters Hall of Fame
Weekend

PRESCOTT, ARIZONA

SATURDAY, SEPTEMBER 24 SUNDAY, SEPTEMBER 25

Shop Hop **Arizona Quilters**
 Hall of Fame
 Annual Luncheon

Visit our website for event details.
www.ArizonaQuiltersHallofFame.org
or call 480-961-5177

FOR SALE: Bernina 1230 with accessories, \$1,000 and Koala cabinet \$1,000. Will negotiate if you take both contact Sandy Benson at 955-3227



BEES, BEES, BEES—Updated!

CENTRAL AREA:

Art Quilters Contact: Barbra Hall, 622-9268,
or rbarber21@cox.net

Where: Bella Quiltworks;

When: Third Wednesday at 10 AM

Himmel Park Contact: Ruth Campbell, 792-1639

Where: Himmel Park Library,

When: Third Wednesday at 6 PM

Tropical Islands Quilters & Crafters Contact: Joey Nakagawa
joeykiomi@hotmail.com

Where: Himmel Park Library

When: usually last weekend of the month; contact for details

EAST SIDE:

Eastside Evening Bee Contact: Marty Dobkins, 289-5969,
or live4everwjc@aol.com

Where: El Camino Baptist Church 7777 E. Speedway,

When: First Thursday of the month 6:30-9PM

Siesta Bee Contact: Nelle Starr, 886-4123

Where: members' homes (North East) call for directions

When: 3rd Tuesday of the month 1pm

GREEN VALLEY:

North of the Border Contact: Babs Phillips, 399-3427

Where: M & I Bank 270 W. Continental Green Valley,

When: Thursday 9:30 - Noon

NORTHWEST:

Quilting for Others Contact: Mary Meserve, 883-4408

Where: Cactus Quilt Shop,

When: Third Wednesday, 9:30 – Noon

Theme: Tucson Charities

Material Girls Contact: Caroline Schau, 297-9965,
CarolineSchau@comcast.net

Where: Rotate Homes

When: First and Third Thursdays at 1 PM

CONTINENTAL RANCH/TWIN PEAKS:

Contact: Merry Putney, 579-3376 (contact Merry for updates)

Where: 9358 N. Sunflower Blossom Pl.

When: 3rd Friday at 10 AM



Warp and Weft: The warp is the tightly stretched lengthwise core of a fabric, while the weft is woven between the warp threads to create various patterns. Some people also call the weft the "filler" thread, since it fills in the design.

In order to weave any kind of textile, the weaver needs to start with the warp threads. Warp threads tend to be stronger and more coarse, because they must be able to withstand tight stretching. They also provide a core of support for the finished piece, giving the textile body and form. The warp is stretched onto a loom before weaving begins, and it may be coiled onto a spool for very long or large projects

The weft threads make up the body of the fabric. They may be one color, or they may be multicolored, creating patterns and forms.

Just like the warp of the fabric, our Board of Directors and the committee form the tightly wound core of the Guild. The membership who step up to help form the weft. The more members who help the tighter the weave becomes.

Would you rather work with a 100 thread count or a 500 thread count of luxurious weave?

A fabric with a loose warp and weft are more likely to fray. Please consider stepping up to help us with the open positions or committees. —Kathy Harris

QUILT FIESTA! 2012

Bed Turning! The hunt continues...in Grandmother's attic or where ever you keep treasured quilts. Do you own some quilt history? Please take some time to review your vintage quilts in anticipation of **Quilt Fiesta's 2012 Bed Turning.**

It's fun to see what treasures lurk in attics, antique shops, estate and garage sales. Applications to submit one of your special quilts for the **2012 Quilt Fiesta** bed turning will be available on the web in June. Meanwhile, contact Sue Franklin at 520.825.3962 or 520.490.4721 (cell) or email her at (suevette63@comcast.net) with questions. Thank you!



Entry Deadline... Attention participants: Please be advised that the deadline for entering your quilts in the 2012 show has been moved forward one month. All entries for the January, 2012 show must be submitted at the Guild meetings on September 13 & 14 or postmarked by Friday, September 16, 2011. Thanks very much for your cooperation. 2012 Quilt Fiesta Committee



HELP MAKE OUR QUILT AUCTION A SUCCESS!

You can help by donating a small quilt. Quilts should be no bigger than 80" around the perimeter, but they can be smaller. After you have completed the quilting and the binding, please attach a 2" sleeve across the back. Don't forget to put a label on the quilt so the auction winner of your quilt will know who made it. Each quilt needs to be accompanied by an entry form, available on the TQG website. Remember, November 9 is the deadline.

These small quilts may be turned in any time prior to the deadline. If you cannot make it to a meeting, most quilt shops in Tucson, as well as in Sahuarita, Green Valley, and Casa Grande have agreed to be drop off points for these quilts. If you are out of town, the quilts can be shipped. They need to be postmarked by November 9. The mailing address can be found on the Entry Form along with the Guidelines for this project.

RAFFLE TICKETS: Please pick up your raffle ticket packet for our beautiful quilt "ARIZONA CENTENNIAL STAR" available at the back of the room during the Guild meeting on Tuesday or Wednesday. Each member is asked to sell or purchase at least one packet. Tickets are \$1 each or 6 for \$5. Included in the packet are 12 tickets, a picture of the quilt, and instructions for returning money and stubs. Members can also turn in their stubs and money for tickets already sold and can pick up ADDITIONAL tickets. Please do your part in helping to raise funds to provide all the wonderful things that our Guild does throughout the year. Thank you, Pam Ashbaugh and Mary McLaughlin

The Tucson Quilter's Guild will be participating in the **Centennial Fabric Challenge** sponsored by the Arizona Centennial Quilt Project. For rules and fabric contact your local quilt shop starting in April. The rules are on the Tucson Quilters Guild website. Quilts will be hung in our 2012 quilt show. More details in later issues.

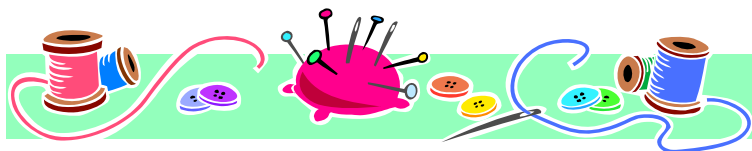
Quilt Show Packets: The quilt show packet, which includes the quilt show entry forms, is available to download and print from our website on the password protected page. If you plan to enter more than one quilt, you can make copies of just the entry form pages. **IMPORTANT:** the new deadline to turn in entries is **Sept. 14th!!!** If you are unable to print it this way, send Joey an email at JoeyKiomi@hotmail.com or call her at 502-297-0448 or pick up a printed copy from Joey at the guild meeting. If you want it mailed to you, send Joey a 4" by 9.5" envelope with your address and at least 61 cents in stamps.



TQG BOARD AND COMMITTEES

| | |
|--------------------------------|--|
| President: | Mary Meserve 883-4408 home 465-2785 cell |
| Vice President: | Kathy Harris 370-4323 cell |
| Secretary: | Sally Dickinson |
| Treasurer: | Joan Swanson 297-8433 |
| Quilt Show: | Donata Pfisterer 760-0309 Kathy Zimmer |
| Members at Large: | Marie Morris 623-0123 Sue Franklin 825-3962 |
| Endowment/Donations: | Carolyn Moser 760-7741 |
| Membership: | Colleen Babcock 405-5478 |
| Programs: | Joline Albaugh 822-1485 Judy Kinter-Gilmartin |
| <u>Committees:</u> | |
| Bears: | Margaret Newman 883-4408 |
| Bees: | Laura Cotter 298-3841 |
| Block of the Month: | Kay Hendricks 325-4509 Evelyn George 325-0166 |
| Corresponding Secty: | Laurie Mullins 883-3568 |
| Education: | Ruth Martin 682-3846 |
| Guild Pins: | Patty Kruse 885-2069 |
| Historian: | Cathy Dargel 746-9246 |
| Hospitality: | Christine McCollum |
| Library: | Donata Pfisterer 760-0309 Kathryn Wald 749-4772 |
| Newsletter: | Margaret Newman 883-4408 |
| NQA: | Jo Cady-Bull 326 4572 |
| Finance: | Carolyn Moser 760-7741 |
| Quilt-a-thon: | Mary Bazzano, Evelyn George, Kathryn Wald |
| Quilting for Others: | Mary Bazzano |
| Raffle Quilts: 2012 | Kathryn Wald |
| Holiday Block Exchange: | Shari Thompson 834-4245 |
| Website: | Meg Silvern 572-1984 |


Guild Member Kathy Shipp lost her mother-in-law on May 7, 2011. Our hearts and prayers go out to Kathy and her family.



Advertising... Members: \$5.00 for small want ads for Quilting/sewing related items. Quilt Related businesses: \$25 business card size, \$50 1/4 page, \$100 half page. Please make checks payable to Tucson Quilters Guild, and can be sent or given to Joan Swanson, Treasurer. The article or information goes to Margaret Newman, Newsletter Editor.

NEWS FOR and ABOUT MEMBERS

EMAIL LIST: The Guild now has an email list for easy communication with the members. Please log into the protected area of the website and put your name and email address into the box at the top of the page. After doing this, you will receive an email. You must click on the link after making the link into one long line. If this works, you will receive another email saying you were successful. If you have any problem with this, email me at quilter@tucsonquiltersguild.com. Meg Silvern



FOR SALE: Thread holders for appliqués, etc. \$49.95. Iron caddies to hold your warm iron and an ironing surface, \$39.95. Contact Phyllis Mielonen at 520-207-5933, pmielonen@cox.net or www.creativequiltingstudio.com

The submission deadline for articles for the July Newsletter is Wednesday, June 22, 2011. Articles should be sent to : newsletter@tucsonquiltersguild.com
Newsletter Editor is Margaret Newman

Do you have a quilting tip you'd like to share? A short anecdote related to quilting? Send email to your Newsletter Editor (newsletter@tucsonquiltersguild.com). Please keep it under 80 words. I can't promise that I'll use everything that I receive. Must be original.

The story of America's quest for freedom is inscribed on her history in the blood of her patriots.
-Randy Vader



Please welcome new members to the guild. The following members have joined since April 15, 2011: Linda Christensen, Margot Garcia, Renee Grills, Adrienne Moore-Mortimer, Barbara Wade.

New Member challenge: Remember that your quilts for the New Member Challenge (formerly the Ugly Fabric Challenge) are due in October. Please see the Guild Website for additional information. Quilts will be judged by the attendees at the New Member Gathering in November. Members who joined last year and didn't have an opportunity to complete their New Member Quilt for the 2011 Quilt Show are welcome to enter their quilt in this year's challenge. -- Colleen Babcock


Programs

Sign Up for Paula Nadelstern: Please note the following one-time adjustment to the sign-up policy for the Paula Nadelstern, February 9, "Needlestars" and February 10, 2012, "The Puzzle Quilt" workshops which has been necessitated by the intense interest in the workshops.

Sign up will begin at 8:30 on August 3, 2011 before the Board Business Meeting, which is held at the church in the library room. A member at this time can only sign up for ONE workshop. As always a member can sign up one other member. If you are out of town or can not make it to the Business Meeting, you can mail a 50 dollar check, made out to the Tucson Quilters Guild along with the workshop you want, to:

Joline Albaugh, 16433 W. Larkdale Street, Tucson, AZ 85736
phone: 520-822-1485, joline@dbelltech.com

Checks postmarked prior to July 27 will not be accepted. The checks will be logged in as of the date received. After the people at the pre-Board meeting sign up, the mailed checks will be logged onto the sign up sheets. Checks received through August will be logged in as space allows.



If there are any spaces left by the time of the September 7, Business Meeting at 9:00 a.m. the leftover spaces will be open to any member, including those already signed up for a previous workshop. There will also be sign ups for the wait list. The newsletter will have an updated "spaces available" in the workshops as of their deadline of August 17. I can ask that a email notice go out to members who are on the automatic mailing list to be notified of the space available in both workshops on September 6. Or you are welcome to call or email me before the September Business Meeting.

There will be NO sign ups at the Quilt-a-Thon in August. Thank you for your attention and patience on this matter.
Joline Albaugh and Judy Gilmartin

QUILT FOR A CAUSE: Even though this is not an auction year, we've been really busy with other fundraisers.

There is only one seat left on the bus to the Long Beach Quilt Show. This is our second year to go. The trip is very popular, as we have many repeat customers from last year. Carol Zupancic has received some fabulous donated door prizes that will be given out on the bus. The Long Beach area has the Queen Mary, an Aquarium, activities at the beach, great shopping and a super transportation system that will get you anywhere you want to go. Escape the summer heat and come join us July 28-31. We'll find you a roommate.

We have two quilt tops that were donated to us that are of 1960's vintage. Beginning in June, we will have them available and you may place a silent auction bid on them. Visit our table at the Guild meetings to see them. At our November TQG meeting, the person with the highest bid will be the winner.

Susie Weaver donated a lovely quilt to us for a raffle. The drawing for her quilt will also be at the November meeting. Jeannie Coleman – 529-5723

Block of the Month - July 2011

© Kay Hendricks

"Red, White, & Blue Flag"

(unfinished size 13" Or trim to 12 ½ ")

Only trim right hand end of stripes and edge of sky.

Hooray for the Red, White and Blue!

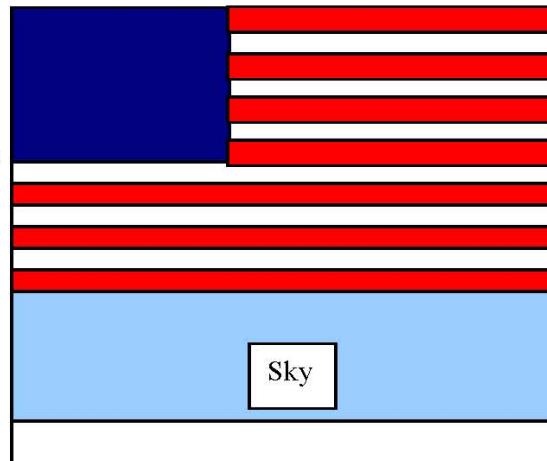
This variation of the Red, White and Blue is simplified for you.

Make the block in bright patriotic colors.

The light blue sky may be different colors, such as light and dark blue.

The fabrics could be white, red and blue prints.

If purchasing fabric, buy 3/8 Yard so you can cut all strips on lengthwise grain.



Cutting:

Strip of Sky – Cut one (lengthwise) 5"x13" rectangle.

Red Stripes and White Stripes -

Cut four red and 3 white strips – 7¼"x 1 1/8"


Also - cut three red and 3 white strips – 13"x 1 1/8"

Deep Blue Rectangle – (for upper left side)

Cut one dark blue rectangle – 5"x 6 ¼"


(If you wish, light blue sky may be cut in two strips

One is sewn above flag and one sewn below flag.)



Sewing directions:

1. Sew short strips together, Alternate red and white strips, starting and ending with red. Press after each seam, press seam allowances toward dark color.
2. Sew blue to left end of short stripe unit. Press and trim any excess blue off at top. Sew short set of stripes to short end of blue rectangle.



3. Sew long red and white stripes together lengthwise, starting with white on top and ending with red at bottom of the flag unit. Press seams to dark.
4. Option: top stitch 1/8" from each seam line on the seam allowances.
5. Sew the unit of short stripes and blue to the unit of long stripes, see top picture.
6. Trim off extra at edges and square up ends. Trim any extra Blue at top edge and trim stripes off at right hand edge if necessary, to even up edge.
7. Now sew light blue or Sky strip(s) to the bottom of flag to make a 13" unfinished square. (If you wish you may trim to 12 ½" x 12 ½" size.) To Trim, cut on right-hand side of flag, and bottom of sky stripe ONLY.)
8. Optional sky arrangement: sew half of light blue at top edge of flag and sew the other half of sky to the bottom of the flag. (Lower edge.) Use 2 strips of sky, cut 3' x 13'.
9. Decorate with stars if you wish.



Tucson Quilters Guild, Inc.
PO Box 14454
Tucson, AZ 85732-4454



For information regarding membership email the Membership Director, Colleen Babcock,
at membership@tucsonquiltersguild.com or call her at 405-5478.

The Guild Basics

| | |
|--------------------------|--|
| Who: | All Members |
| What: | Business Meeting —First Wednesday of every month in the Church Classroom General Meetings - second Wednesday of the month in the morning or the Tuesday evening preceding the second Wednesday - in the Parish Hall. |
| When: | Business Meeting — 9:30 AM ~ 10:30 AM General Meetings: Tues Evening—7:00~9:30 PM. Wednesday—9:30 AM~12:00 PM |
| Where: | St Frances Cabrini Church 3201 E. Presidio Near Fort Lowell and Country Club |
| (How): Parking | Guild members are asked to refrain from parking in the spaces in front of the Parish office; the Church wants these spaces to remain open for Church members who have business to attend to in the office. This is the small building to the east of our meeting room. PARKING NOTICE: Tuesday evening attendees: The Church's Family Classes are in session again, so PLEASE DO NOT PARK IN THE FRONT LOT. Use the side or back lot. |
| Why: | Come to get involved with all aspects of the Guild, to make new friends, learn new quilting skills, share, but most of all, to have FUN . |