



# FIESTA NEWS!

*Business Meeting Wednesday, May 4, 2011 9:30 AM*

*General Meetings Tuesday, May 10, 2011 7:00 PM*

*Wednesday, May 11, 2011 9:30 AM*



Suzanne Marshall is an international-award winning quilter. As a self-taught quilter who has never taken a lesson, Suzanne has evolved several novel techniques, such as Take-Away Appliqué. Her quilts have won numerous prizes, including multiple awards for Best Hand Workmanship at the American Quilter's Society shows in Paducah and Lancaster. Her most famous quilt is probably "The Mastectomy Quilt". Her quilt "Toujour Nouveau" was named as one of the Twentieth Century's 100 Best American Quilts. This quilt is in the permanent collection of the Museum of the American Quilter's Society in Paducah, Kentucky, as is her "Mother's Day" quilt.

A significant honor was being selected as one of the "World's Distinguished Quilt Artists" to exhibit three selected quilts, "Dragonflowers", "Leafhoppers" and "Konnichiwa" in Tokyo, Japan in January, 2003. In 2010, one of her latest creations, "Vases", received the Best Hand Workmanship Award at the AQS Show in Lancaster, Pennsylvania.

## PRESIDENT'S MESSAGE

I hope those of you who took home a charm pack to make a quilt are having fun with them. I am very sorry I forgot to bring the instructions for my simple charm quilt. Please feel free to make what ever kind of blocks you want with them. If you want a copy of the instructions we will have them at the Quilting For Others table or on the website.

Please remember our charities really appreciate all the quilts, pillowcases and stockings you make. We have another great month ahead of us. I hope you all enjoy it!

Mary Meserve,  
President



## UPCOMING SPEAKERS

### 2011

May..... Suzanne Marshall  
 June..... David Taylor  
 September..... Sue Spargo  
 October..... Cindy Brick  
 November..... Cindy Needham

### 2012

February ..... Paula Nadelstern  
 March..... Susan Cleveland  
 April..... Carol Taylor  
 May..... Karen Eckmeier  
 June..... Sherrill Kahn  
 September..... Karen Kay Buckley  
 October..... Jane Davila  
 November..... Margaret Miller

### 2013

February..... Larkin Van Horn

## SO MANY OPPORTUNITIES; SO LITTLE TIME

**Attention members!** It has happened once again... one of our members has given out a member's email address to a non member. PLEASE refrain from doing this. It is very upsetting to get solicitations from someone or to have your privacy violated.

Is someone inquiring about another member and wanting to contact them? Then PLEASE, forward the email to the member OR call and ASK if it is ok. We value our members' privacy!

Thank you! Kathy Harris, Vice President, TQG

The Tucson Quilters Guild Education Committee is seeking people to promote and teach our craft. The venues can include schools, girl scout troops, libraries (children or adult programs possible), women's centers, geriatric homes, etc. The activities may include teaching skills, small projects, brief trunk shows or displays. Ideas are endless and welcome. If you are interested, please contact Ruth Martin, [rmartin46@gmail.com](mailto:rmartin46@gmail.com).



**Quilting for Others:** Since February the Guild has given quilts and pillowcases to: VA, Desert Dialysis, Reachout, Habitat, Peppe's House and 40 Heart Pillows to TMC. Please keep up your hard work. It means a lot to these people in need. Come and see us. We have more kits and lots of tops that need to be quilted. Thank you, Mary Bazzano and committee members

## ALL ABOUT PROGRAMS


SUZANNE MARSHALL May 10,11: Lecture: "The Evolution of a Quiltmaker"  
 May 12: Workshop: "Hand Quilting without a Frame or Hoop" *Space available*  
 May 13: Workshop: "Embroidered Appliqué" *waitlist only*

DAVID TAYLOR June 7, 8: Lecture: "The Reluctant Journey of an Art Quilter"  
 June 9: Workshop: "Beginning Free Motion Quilting" *waitlist only*  
 June 10: Workshop: "Beginning Pictorial Appliqué" *waitlist only*

SUE SPARGO September 13,14: Lecture: "Finding Your Own Creativity"  
 September 15: Workshop: "Greta" *space available*  
 September 16: Workshop: "Altered Textile" *space available*

CINDY BRICK October 11, 12: Lecture: "Quilts with Secrets"  
 October 13: Workshop: "Crazy Quilt" *space available*  
 October 14: Workshop: "Triangle Quilt" *space available*

CINDY NEEDHAM November 8, 9: Lecture: "For the Love of Linens"  
 November 10: Workshop: "Linen Ladies Club" *space available*  
 November 11: Workshop: "Open Thread Bar" *space available*



*Registration opens six months in advance of each workshop before the start of the Business Meeting. The member fee for workshops is \$50. The fee for non-members is \$75. More information on class policies and fees is available on the website.*

## GUILD NEWS, NEWS, NEWS

**President's Challenge...** The theme this year is Purple Please. Any shade of purple you want, not more than 120 inches around the perimeter. The entry form and full rules are available online, and I will have copies at the meeting. Mary Meserve

**The following members need to pick-up their Quilt Fiesta! DVDs:** Marjorie Achong, Carolyn Jolley, Barbara Norrander, Judith Russell.

I will be at the Tuesday evening meetings and the DVDs will be at the Wednesday morning meetings. If you are unable to pick your DVD up please contact me at 548-0305 or pegmac5@msn.com to make plans to get your DVD. Peg Clampet

**FOR SALE:** Bernina 1230 with accessories, \$1,000 and Koala cabinet \$1,000. Will negotiate if you take both contact Sandy Benson at 955-3227

## LIBRARY INFORMATION

**Tuesday Evening Meetings:** Open from 5:30 to 7pm only.

**Wednesday Morning Meetings:** Open from 8:30 to 9:30 and during the break.

**To renew books:** Call Donata Pfisterer the day before the meeting at 733-9557 or email her at: donatap@photonengr.com.

**Please note:** The library will be having its 3rd annual "Old Book" Sale on May 10th and 11th. All the books have been donated by members and are too old to put into the library's collection. The books at the sale will be 10 years and older. We may sneak in a few that are newer. The prices range from \$.25 to \$5.00. We are going to divide the books between both meetings because the evening meeting attendees bought up all the books at last year's sale.

## BEES, BEES, BEES—Updated!

### CENTRAL AREA:

**Art Quilters** Contact: Barbra Hall, 622-9268, or [rbarber21@cox.net](mailto:rbarber21@cox.net)

Where: Bella Quiltworks;

When: Third Wednesday at 10 AM

**Himmel Park** Contact: Ruth Campbell, 792-1639

Where: Himmel Park Library,

When: Third Wednesday at 6 PM

**Tropical Islands Quilters & Crafters** Contact: Joey Nakagawa joeykiomi@hotmail.com

Where: Himmel Park Library

When: usually last weekend of the month; contact for details

### EAST SIDE:

**Eastside Evening Bee** Contact: Marty Dobkins, 289-5969, or live4everwjc@aol.com

Where: El Camino Baptist Church 7777 E. Speedway,

When: First Thursday of the month 6:30-9PM

**Siesta Bee** Contact: Nelle Starr, 886-4123

Where: members' homes (North East) call for directions

When: 3rd Tuesday of the month 1pm

### GREEN VALLEY:

**North of the Border** Contact: Babs Phillips, 399-3427

Where: M & I Bank 270 W. Continental Green Valley,

When: Thursday 9:30 - Noon

### NORTHWEST:

**Quilting for Others** Contact: Mary Meserve, 883-4408

Where: Cactus Quilt Shop,

When: Third Wednesday, 9:30 – Noon

Theme: Tucson Charities

**Material Girls** Contact: Caroline Schau, 297-9965, [CarolineSchau@comcast.net](mailto:CarolineSchau@comcast.net)

Where: Rotate Homes

When: First and Third Thursdays at 1 PM

### CONTINENTAL RANCH/TWIN PEAKS:

Contact: Merry Putney, 579-3376 (contact Merry for updates)

Where: 9358 N. Sunflower Blossom Pl.

When: 3rd Friday at 10 AM



**Arizona Quilters Hall of Fame Weekend**  
PRESCOTT, ARIZONA

SATURDAY, SEPTEMBER 24      SUNDAY, SEPTEMBER 25

**Shop Hop**      **Arizona Quilters Hall of Fame Annual Luncheon**

Visit our website for event details.  
[www.ArizonaQuiltersHallofFame.org](http://www.ArizonaQuiltersHallofFame.org)  
or call 480-961-5177

**QUILT-A-THON 2011:** August 9th and 10th. While August may seem like months away, the Quilt-A-Thon committee is busy planning for this annual guild event. Every year, guild members participate in the Quilt-A-Thon by spending the day in the company of good friends and quilters in an air-conditioned room sewing, layering and tying quilts which are then donated. This year the quilts will be given to KIN (Kids in Need), a group of professional men and women that take 1st graders through 6th graders Christmas Shopping in December. Stop by the committee's table at the May and June meeting to sign up and pick up a kit to get us started for this year's QAT. Mary Bazzano, Evelyn George, and Kathryn Wald



# QUILT FIESTA! 2012

**Bed Turning:** It's that time of year...to look for treasured quilts. Do you own some quilt history? Please check your quilts in anticipation of **Quilt Fiesta's 2012 Bed Turning**. Also, it's fun to hunt for riches in antique shops, estate and garage sales.

What is a bed turning? The 2008 July-August issue of *Quilters Newsletter* describes one as "...a traditional method of presenting quilts to an audience. A number of quilts are layered on a bed, often in the order of the date made. The quilts are "turned" and held up one at a time for the viewers to see while a lecturer talks about each one."

Applications to submit one of your special quilts will be available soon. The submission deadline this year will be the October *Guild* meetings. Contact Sue Franklin at 520.825.3962 or 520.490.4721 (cell) or email her at ([suevette63@comcast.net](mailto:suevette63@comcast.net)) with questions. Thank you!

**Quilt Fiesta News to Use!** For the first time in TQG show history, we plan to include a Small Quilt Auction. Members and Friends are invited to make small quilts, not to exceed 80" around the perimeter, to donate for our auction. We plan to have both a silent auction throughout the show, and a live auction to be held at 1:00 pm on Sunday afternoon, January 22, 2012. Proceeds from this auction will be donated to charity to help quilters who have been affected by the earthquake and tsunami in Japan. Quilt entry form and guidelines are available on the main page of the website.



Do you remember? When the Foothills Mall opened in 1988 the Guild set up a booth; do you recognize this member? That's Wanda Pinter!

We have volunteers to chair the Hanging Committee and the Demo Committee. The Demo Committee chair is looking for co-chairs. Please come to a quilt show meeting if you are interested.


The Tucson Quilter's Guild will be participating in the **Centennial Fabric Challenge** sponsored by the Arizona Centennial Quilt Project. For rules and fabric contact your local quilt shop starting in April. The rules are on the Tucson Quilters Guild website. Quilts will be hung in our 2012 quilt show. More details in later issues.

**Entry Deadline...** Attention participants: Please be advised that the deadline for entering your quilts in the 2012 show has been moved forward one month. All entries for the January, 2012 show must be submitted at the Guild meetings on September 13 & 14 or postmarked by Friday, September 16, 2011. Thanks very much for your cooperation. 2012 Quilt Fiesta Committee

**Quilt Show Packets:** The quilt show packet, which includes the quilt show entry forms, is available to download and print from our website on the password protected page. If you plan to enter more than one quilt, you can make copies of just the entry form pages.

**IMPORTANT:** the new deadline to turn in entries is **Sept. 14th!!!** If you are unable to print it this way, either send Joey an email or call her at 502-297-0448 requesting a printed copy to be picked up at the guild meeting. If you want it mailed to you, send Joey a 4" by 9.5" envelope with your address and at least 61 cents in stamps. ....Joey Nakagawa

Do you remember this? When a new member joined the Guild we took your picture & put it on this chart... because when we got to over 100 members it was hard to remember everyone! We stopped doing this in the late 1980's!



## TQG BOARD AND COMMITTEES

<b>President:</b>	Mary Meserve 883-4408 465-2785 cell
<b>Vice President:</b>	Kathy Harris 370-4323 cell
<b>Secretary:</b>	Sally Dickinson
<b>Treasurer:</b>	Joan Swanson 297-8433
<b>Quilt Show:</b>	Donata Pfisterer 760-0309 Kathy Zimmer
<b>Members at Large:</b>	Marie Morris 623-0123 Sue Franklin 825-3962
<b>Endowment/Donations:</b>	Carolyn Moser 760-7741
<b>Membership:</b>	Colleen Babcock 405-5478
<b>Programs:</b>	Joline Albaugh 822-1485 Judy Kinter-Gilmartin
<b><u>Committees:</u></b>	
<b>Bears:</b>	Margaret Newman 883-4408
<b>Bees:</b>	Laura Cotter 298-3841
<b>Block of the Month:</b>	Kay Hendricks 325-4509 Evelyn George 325-0166
<b>Corresponding Secty:</b>	Laurie Mullins 883-3568
<b>Education:</b>	Ruth Martin 682-3846
<b>Guild Pins:</b>	Patty Kruse 885-2069
<b>Historian:</b>	Cathy Dargel 746-9246
<b>Hospitality:</b>	Christine McCollum
<b>Library:</b>	Donata Pfisterer 760-0309 Kathryn Wald 749-4772
<b>Newsletter:</b>	Margaret Newman 883-4408
<b>NQA:</b>	Jo Cady-Bull 326 4572
<b>Finance:</b>	Carolyn Moser 760-7741
<b>Quilt-a-thon:</b>	Mary Bazzano, Evelyn George, Kathryn Wald
<b>Quilting for Others:</b>	Mary Bazzano
<b>Raffle Quilts: 2012</b>	Kathryn Wald
<b>Holiday Block Exchange:</b>	Shari Thompson 834-4245
<b>Website:</b>	Meg Silvern 572-1984

## NEWS FOR and ABOUT MEMBERS

**EMAIL LIST:** The Guild now has an email list for easy communication with the members. Please log into the protected area of the website and put your name and email address into the box at the top of the page. After doing this, you will receive an email. You must click on the link after making the link into one long line. If this works, you will receive another email saying you were successful. If you have any problem with this, email me at [quilter@tucsonquiltersguild.com](mailto:quilter@tucsonquiltersguild.com). Meg Silvern

**PARKING NOTICE:** Tuesday evening attendees: The Church's Family Classes are in session again, so **PLEASE DO NOT PARK IN THE FRONT LOT.** Use the side or back lot. **Wednesday morning attendees:** DO NOT park in the marked spaces for the nuns by their office.

Do you have a quilting tip you'd like to share? A short anecdote related to quilting? Send email to your Newsletter Editor ([newsletter@tucsonquiltersguild.com](mailto:newsletter@tucsonquiltersguild.com)). Please keep it under 80 words. I can't promise that I'll use everything that I receive. Must be original.


The submission deadline for articles for the June Newsletter is Wednesday, May 18, 2011.

Articles should be sent to :  
[newsletter@tucsonquiltersguild.com](mailto:newsletter@tucsonquiltersguild.com)  
Newsletter Editor is Margaret Newman

**Publicity Committee...** Help wanted! Jenifer Day Adams is looking for some assistance with the Quilt Show Publicity Committee. If interested, please contact Jenifer at 437-8261.

Please welcome new members to the guild. These members have joined since 3/9/2011: Anne Buckton, Kathy Dehn, Tami Graeber, Kathy Kutansky, Roberta Sipes and Ann Steinsvaag.

**New Members Challenge:** Remember that your quilts for the New Member Challenge (formerly the Ugly Fabric Challenge) are due in October. Please see the Guild Website for additional information. Quilts will be judged by the attendees at the New Member Gathering in November. —Colleen Babcock



**Advertising...** Members: \$5.00 for small want ads for Quilting/sewing related items. Quilt Related businesses: \$25 business card size, \$50 1/4 page, \$100 half page. Please make checks payable to Tucson Quilters Guild, and can be sent or given to Joan Swanson, Treasurer. The article or information goes to Margaret Newman, Newsletter Editor.

This is a **TIP** for those of you who wish to get photo heat transfer paper for your larger format inkjet printers. I ordered the Jet Pro Soft Stretch 11 x 17 paper from New Milford Photo Heat Transfer Papers (<http://newmilfordphoto.com/>) for a recent quilt project. It took two weeks to get the paper but was well worth the wait! We feel this paper is better than the Avery T-shirt transfer paper...the image was sharper and truer to the original photograph, using our HP Officejet Pro K8600 printer. Shari & Richard Thompson

## Programs

**Sign Up for Paula Nadelstern:** Please note the following one-time adjustment to the sign-up policy for the Paula Nadelstern, February 9, "Needlestars" and February 10, 2012, "The Puzzle Quilt" workshops which has been necessitated by the intense interest in the workshops.


Sign up will begin at 8:30 on August 3, 2011 before the Board Business Meeting, which is held at the church in the library room. A member at this time can only sign up for ONE workshop. As always a member can sign up one other member. If you are out of town or can not make it to the Business Meeting, you can mail a 50 dollar check, made out to the Tucson Quilters Guild along with the workshop you want, to:

Joline Albaugh, 16433 W. Larkdale Street, Tucson, AZ 85736  
phone: 520-822-1485, joline@dbelltech.com

Checks postmarked prior to July 27 will not be accepted. The checks will be logged in as of the date received. After the people at the pre-Board meeting sign up, the mailed checks will be logged onto the sign up sheets. Checks received through August will be logged in as space allows.

If there are any spaces left by the time of the September 7, Business Meeting at 9:00 a.m. the leftover spaces will be open to any member, including those already signed up for a previous workshop. There will also be sign ups for the wait list. The newsletter will have an updated "spaces available" in the workshops as of their deadline of August 17. I can ask that a email notice go out to members who are on the automatic mailing list to be notified of the space available in both workshops on September 6. Or you are welcome to call or email me before the September Business Meeting.

There will be NO sign ups at the Quilt-a-Thon in August. Thank you for your attention and patience on this matter.  
Joline Albaugh and Judy Gilmartin



## Block of the Month

Spring was definitely in the air at our April meetings, with all those wonderful "Spring Chickens" on display! A flock of 14 hens went home with Vickie Oberg, who was the lucky winner on Tuesday, and another 18 went home with Liz Nedrow, our Wednesday winner. Congratulations, ladies, and hope you have fun making them into a quilt! (The paper foundation patterns for the 3" egg and 3" chick are available on the TQG website, if you'd like to add them to your pattern collection.)

At our May meetings, we'll have the drawings for your "May Spring Basket" blocks. You'll find Kay's pattern in last month's newsletter (2 pages--templates and directions; they are also on our website-- in the special Block of the Month supplement section which is located inside the password protected area, between the Newsletters and the Minutes). Use the applique method you choose, and get creative by filling the baskets with flowers or anything you like, for Spring. Bring your basket blocks in May to enter the drawings--this time, you could be a lucky winner!

And in this newsletter is the block pattern for our June drawings. Try the fun "Denim Picnic Block", using recycled jeans or new denim fabric along with colorful sashing strips. Many thanks to Marana cowgirl and long time TQG member, Pat Honea, for sharing this idea with us. Pat has made many denim quilts from her ranch family's jeans! Also, look for our "Denim Picnic Quilt" project sheet, on the website and at the meetings.

We again have all our Block of the Month pattern sets in stock, from 2002 through 2010. They'll be available for \$5 per set at the May and June meetings, while supplies last, so if you're interested in catching up on any of these, see us at the Block of the Month table. Browse our catalog to see what's in each set. We've had some really fun blocks over the years, and you could own them all, in collected sets with color covers!

Thanks for your participation in Block of the Month, and hope you enjoy getting a new free pattern each month!  
---Evelyn George and Kay Hendricks



**Block of the Month - June 2011** © 2011 Evelyn George  
**"Denim Picnic Block"** (unfinished block size 13½")

Recycle that stash of old jeans, or use new denim fabric, and add lots of bright cotton scraps to make this sturdy and colorful quilt, perfect for a picnic. It makes a great dorm quilt, too! Each block is sashed on only two sides; when blocks are joined to make a top, just add more sashing and cornerstones to complete the two unfinished sides. Check out our special Block of the Month Project Sheet, on the website and at guild meetings, for more tips on working with denim, as well as how to make a Denim Picnic Quilt.



**Fabric Preparation:**

Serge or zigzag raw edges of new denim yardage, and prewash.

Recycled jeans should also be clean. Use sharp shears to cut jeans apart along the inseam and cut out the zipper, avoiding metal parts. If you rip out stitching, use a piece of tape to pick up the resulting lint and grit so it won't get into your sewing machine.

Press if wrinkled, lay out flat, and rotary cut one layer at a time (6" square acrylic ruler is very helpful).

Avoid putting very worn or stained portions in your quilt.

**Cutting (for 1 block):**

**Denim** – Cut four 6" squares from the good parts of jeans, and/or from denim fabric of similar weight. (Use assorted blues or all the same, depending on what you have available.)

**Sashing** – Cut 8 strips 1½" x 6" from assorted bright prints (regular weight cottons)

**Cornerposts** – cut four 1½" squares from red

**Adding Fringed Appliques:**

Cut freehand shapes such as hearts, flowers, etc. from leftover pieces of denim, making them smaller than the 6" squares. Pin shape onto a square of contrasting denim and stitch about ¼" to ½" inside the shape to applique it down, then snip raw edges about every ¼" to make fringe. Rub snipped edges briskly with a piece of tape to fluff them and pick up the loose threads (but be careful not to fray the raw edges of your square). Fringed edges will fluff even more after the quilt is washed.

**Pockets:** Pieces with small pockets, embroidery, etc. can be used if you leave about an inch of free space all around them (room for presser foot to sew the seams, and later for walking foot when quilting in the ditch). A jeans seam can be included as long as it's not too thick to sew over.

**Tips For Sewing With Denim:**


*-Use a full ¼" seam allowance; don't skimp.*

*-Don't be tempted to pull off loose denim threads, just trim them if they are in your way, to avoid raveling away your seam allowance. (Once the quilting has been done, they will be secured.)*

*-Whenever possible, keep the denim piece on the bottom while sewing, to help avoid stretching it.*

**Block Construction:**

Position squares so any appliques, pockets, etc. are oriented upright. Then pin a 1½" x 6" sashing strip to the right hand edge of each denim square, with right sides together, pinning at both ends of the seam so they stay even, and the denim doesn't stretch while you are stitching. Stitch; press the seam allowance toward the sashing (so the denim remains flat).



Stitch one red square to each of the 4 remaining sashing strips. Press seam toward sashing. Place a strip with red square on the upper edge of each denim square, with right sides together and the red square in the corner, as shown in the illustration. Pin at the seam allowance, peeking to be sure you get a good match. Pin at lower end of seam also. Stitch; press toward sashing.

In this manner, sash each square on 2 sides, then arrange the 4 sashed squares to make a large 4-patch, with the sashed edges at the top and right (see block illustration at top of page.) Sew them together, pinning as before. This is your block, with two sides left unsashed.

## Hear Ye, Hear Ye!!

### QUILT FOR A CAUSE.....FUNDS HELPING OTHERS IN OUR COMMUNITY!

As you know, we have raised more than \$310,000 over the past few years in our fight against breast and gynecological cancers. These funds have been given to several organizations in Tucson. Last month, working on your behalf.....from the raffle tickets, patterns and books you have bought during the past year.....we wrote a check to St. Elizabeth's of Hungary for \$12,000. We are happy to report that last month three working women who were diagnosed with breast cancer, under the age of 40 and without health insurance.....began their radiation and chemo treatment because of the funding we gave them. So, thank you for your past support and we hope you will consider donating another quilt to our next auction which will be held March 2, 2013. Further details about the auction will be forthcoming.

Cruise Holidays --- Quilt Retreats at Sea have asked us to be their exclusive charity. A portion of their proceeds will be donated to Quilt for a Cause. Jacquelyn Morris-Smith, co-owner, is a member of our Tucson Quilters Guild. We thank you, Jacquelyn and (daughter)Michelle, for this gracious offer to help us in our fight against women's cancers. Jean Biddick and Jo Cady Bull (our very own TQG quilt experts) will be the Featured Artists on one of their cruises.

JoAn Stolley, local author/artist donated the proceeds from her book entitled "Cackleberries" to Quilt for a Cause. We are so grateful to her for her generosity of time and talent. The book was in the "works" for over a year.


Many folks have asked if they can make a tax deductible donation to us in memory of someone who has died or simply make a monetary donation. The answer is "yes you can", because Quilt for a Cause is a 501c3 organization.

We only have 4 more spots left on the bus to the Long Beach Quilt Show, July 28-31. Visit us at our table at the Guild meeting for more information regarding the bus trip, cruises and other items of interest. We will also have raffle tickets and patterns for sale.

Check us out on our website [www.quiltforacause.org](http://www.quiltforacause.org) and our Facebook page. You don't have to be a member to view our page. Go to Facebook and place Quilt for a Cause in the Search box. Facebook will continue to have updates on our coming events, fundraisers and next quilt auction.

For further information, call Jeannie Coleman 529-5723.

**FOR SALE:** Thread holders for appliqués, etc. \$49.95. Iron caddies to hold your warm iron and an ironing surface, \$39.95. Contact Phyllis Mielonen at 520-207-5933, [pmielonen@cox.net](mailto:pmielonen@cox.net) or [www.creativequiltingstudio.com](http://www.creativequiltingstudio.com)



A big thank you to the one and only member (besides the previous Historian) who responded to my plea for past newsletters- Barb Clark! I'm going to patch together a complete set, I hope! Thank you Barb! Cathy Dargel

**For Sale:** New Bernina Quilting Frame, made by The Grace Company for Bernina. It expands from 5 to 10 ft. to accommodate a crib to a king. It is white, metal, has 4 rollers and a bottom shelf. Any size machine will fit on the free moving platform. I had it delivered and assembled in Oct. '10 and I have never used it.

Included is: 1) The Gracie Laser, 2) Grace Speed Control, 3) QuiltCAD CD, 4) The Pattern Perfect templates (complete set), 5) complete assembly CD, 6) 3 new quilt books: "Free Motion Quilting Made Easy"- Eva Larkin, "A-Z Quilting"- Sue Gardner, "It's Just Not Another Cover-Up"- Pam Bono.

The purchase price was \$2508, I'm asking \$1850.

Rosalie Shelton, 520-887-8355-home, 520-954-4720-cell  
[RRShelton40@msn.com](mailto:RRShelton40@msn.com)



Black and white quilt block clip art from:  
<http://www.equilters.com>





Tucson Quilters Guild, Inc.  
PO Box 14454  
Tucson, AZ 85732-4454

For information regarding membership email the Membership Director, Colleen Babcock, at [membership@tucsonquiltersguild.com](mailto:membership@tucsonquiltersguild.com) or call her at 405-5478.

### The Guild Basics

<b>Who:</b>	All Members
<b>What:</b>	<p><b>Business Meeting</b>—First Wednesday of every month in the Church Classroom</p> <p><b>General Meetings</b> - second Wednesday of the month in the morning or the Tuesday evening preceding the second Wednesday - in the Parish Hall.</p>
<b>When:</b>	<p><b>Business Meeting</b> — 9:30 AM ~ 10:30 AM</p> <p><b>General Meetings:</b> Tues Evening—7:00~9:30 PM. Wednesday—9:30 AM~12:00 PM</p>
<b>Where:</b>	St Frances Cabrini Church 3201 E. Presidio Near Fort Lowell and Country Club
<b>(How):</b> Parking	<p>Guild members are asked to refrain from parking in the spaces in front of the Parish office; the Church wants these spaces to remain open for Church members who have business to attend to in the office. This is the small building to the east of our meeting room. <b>PARKING NOTICE:</b> Tuesday evening attendees: The Church's Family Classes are in session again, so PLEASE DO NOT PARK IN THE FRONT LOT. Use the side or back lot.</p>
<b>Why:</b>	Come to get involved with all aspects of the Guild, to make new friends, learn new quilting skills, share, but most of all, to have <b>FUN</b> .