



FIESTA NEWS!

Business Meeting *Wednesday, March 2, 2011 9:30 AM*
General Meetings *Tuesday, March 8, 2011 7:00 PM*
Wednesday, March 9, 2011 9:30 AM



Peggy Martin began quilting in 1981, piecing and quilting everything by hand. A few years later, when quicker methods were being discovered, she became hooked on finding faster, easier ways to make quilts. When she began teaching in 1985, she continued to develop more streamlined, fast, fun methods of working. She enjoys expanding on traditional quilts with new variations and color-play. Her favorite quilts are those which are fast, easy to piece, and offer many design possibilities.

Peggy has been presenting programs and workshops at guilds and seminars since 1988. She was honored to be selected as Professional Quilter's Quilting Teacher of the Year for 2010!! Peggy said "It is very gratifying to be nominated by my students for the second time, and even more exciting to be the winner of this honor. I always try to create a warm, relaxed atmosphere in my classes, where students can learn and explore their own creativity while still having fun! A big thank you to all my students over the years - I have enjoyed and appreciated each and every one of you!!" She has exhibited quilts in the San Diego Quilt Show, Road to California, the IQA show in Houston, AQS in Paducah, and Tactile Architecture IV.

She lives in San Diego, California and is married with two grown sons.

OUTGOING PRESIDENT'S MESSAGE

My sincerest thank you to all the members who have supported the guild over the last two years. I've been blessed to have so many wonderful volunteers who have lent a hand throughout the operations of the guild. I have had a GREAT time being your President.

I do hope that you'll treat Mary well, and support her when she gives the 'shout out' for help.

Kathy Harris
Past President



INCOMING PRESIDENT'S MESSAGE

Welcome to a great new guild year! We have wonderful speakers coming this year and many fun activities to look forward to as well. There are still many opportunities to volunteer and get involved in YOUR Guild.

It's a quilter's prerogative to change her mind, and so I have changed mine! The President's Challenge this year is going to be "Purple Please." The size will be 120 inches around the perimeter. They will be due to me in November at the guild meeting. Application forms will soon be available.

I'm sure this will be another wonderful year for us, and I look forward to another fantastic quilt show in 2012. I'm very excited!

Mary Meserve
President



UPCOMING SPEAKERS

2011

April Sue Benner
 May Suzanne Marshall
 June David Taylor
 September Sue Spargo
 October Cindy Brick
 November Cindy Needham

2012

February Paula Nadelstern
 March Susan Cleveland
 April Carol Taylor
 May Karen Eckmeier
 June Sherrill Kahn
 September Karen Kay Buckley
 October Jane Davila
 November Margaret Miller

2013

February Larkin Van Horn

Inez Dillion, a founding member of our guild, passed away on February 9, 2011. She was an avid quilter and an active volunteer. She will be missed!

SO MANY OPPORTUNITIES; SO LITTLE TIME

We've had a great response for renewing membership in the Tucson Quilters Guild; we have over 300 members already for the 2011-2012 Membership year. We've attached a membership application in case you still need to renew. Please complete the application and mail it with your check for \$30 and a self-addressed stamped envelope to Tucson Quilters Guild, P.O. Box 14454, Tucson, AZ 85732, ATTN Membership. We'll return your card to you in the mail.

If you have already renewed, the new password should be on the back of your new membership card. If you don't have the new password, please drop an email to Colleen Babcock at membership@tucsonquiltersguild.com and we'll send you the password. A few cards were given out without the updated information.

Thanks for your patience at the membership table during these busy days. -Colleen Babcock, Membership Director

LaDonna Black welcomes her second great-granddaughter, Willow Jean Gray. She was born on January 25 of this year.

The **Valley Quilters Guild** presents Splendor in the Desert Quilt Show, March 18-19, 2011. Over 130 quilts on display, Quilt Boutique, Opportunity Quilt, Vendors, Mini Raffle and a Certified Appraiser on site. Community Performing Arts Center, 1250 W. Continental Rd., Green Valley, AZ 85622. Show Hours: Friday, March 18, 2011, 10:00 a.m.-5:00 p.m. Saturday, March 19, 2011, 10:00 a.m.-4:00 p.m. Admission is \$5.00.

ALL ABOUT PROGRAMS

PEGGY MARTIN

March 8 & 9: Beyond Tradition
 March 10 Workshop: New York Beauty *Space available*
 March 11 Workshop: Wishing Star *Space available*

SUE BENNER

April 12, 13: New Color For Traditional Quilts
 April 14 Workshop: Fusing the Grid *waitlist only*
 April 15 Workshop: Free Motion Quilting *waitlist only*

SUZANNE MARSHALL


May 10,11: The Evolution of a Quiltmaker"
 May 12 Workshop: Hand Quilting without a Frame or Hoop *Space available*
 May 13 Workshop: Embroidered Appliqué *Space available*

DAVID TAYLOR

June 7, 8: Lecture - "The Reluctant Journey of an Art Quilter"
 June 9: Workshop - Beginning Free Motion Quilting *space available*
 June 10: Workshop - Beginning Pictorial Appliqué *waitlist only*

SUE SPARGO

September 13,14 Lecture-Finding Your Own Creativity
 September 15 Workshop-Greta
 September 16 Workshop-Altered Textile



Registration opens six months in advance of each workshop before the start of the Business Meeting. The member fee for workshops is \$50. The fee for non-members is \$75. More information on class policies and fees is available on the website.

GUILD NEWS, NEWS, NEWS

Quilting for Others... What a wonderful generous group of quilters you all are! There are so many charities that benefit from the things you donate. This last year we have donated to: Peppe's House, 52 quilts; Desert Dialysis, 45 quilts; and VA Hospital, 30 quilts.

We have donated pillowcases to: Diamond Children's Center, 217; Desert Dialysis, 30; Peppe's House, 20; Aviva, 120. We donated 199 Christmas Stockings to Candlelighters. We donated well-stuffed Hearts to Desert Dialysis, 18; VA Hospital, 24. Also, we gave 70 beautifully dressed Bears to Aviva.

Please keep up your hard work! It means a lot to these people in need to know that someone cares. Mary Bazano and the rest of her committee will keep supplying you with plenty to stitch! Thank you, Mary Meserve

A reminder: Members will respect the privacy of other Guild members. Rosters are for members only and are to be used only for Guild business. They are not to be shared with non-guild members or used for personal gain. The Roster will be available on the Tucson Quilters Guild website and will be updated monthly. Members who don't have access to the website can request a copy by contacting the Membership Director.

LIBRARY INFORMATION

Tuesday Evening Meetings: Open from 5:30 to 7pm only.

Wednesday Morning Meetings: Open from 8:30 to 9:30 and during the break.

To renew books: Call Donata Pfisterer the day before the meeting at 733-9557 or email her at: donatap@photonengr.com.

Please note: The library will be having its 3rd annual "Old Book" Sale on May 10th and 11th. All the books have been donated by members and are too old to put into the library's collection. The books at the sale will be 10 years and older. We may sneak in a few that are newer. The prices range from \$.25 to \$5.00. We are going to divide the books between both meetings because the evening meeting bought up all the books at last year's sale.

CENTRAL AREA:

Art Quilters Contact: Barbra Hall, 622-9268,
or rbarber21@cox.net

Where: Bella Quiltworks;

When: Third Wednesday at 10 AM

Himmel Park Contact: Ruth Campbell, 792-1639

Where: Himmel Park Library,

When: Third Wednesday at 6 PM

Piecepatchers Contact: Poagie Murray, 577-7487

Where: Sunrise/Pontatoc area (call for directions)

When: First and Fourth Thursdays, 9:30 to Noon

EAST SIDE:

East Side Bee Hive Contact: Sharon Hass, 760-6074

Where: Quilter's Market, When: First Friday 2:00-4:30PM

Eastside Evening Bee Contact: Marty Dobkins, 289-5969,
or live4everwjc@aol.com

Where: El Camino Baptist Church 7777 E. Speedway,

When: First Thursday of the month 6:30-9PM

GREEN VALLEY:

North of the Border Contact: Babs Phillips, 399-3427

Where: M & I Bank 270 W. Continental Green Valley,

When: Thursday 9:30 - Noon

NORTHWEST:

Quilting for Others Contact: Mary Meserve, 883-4408

Where: Cactus Quilt Shop,

When: Third Wednesday, 9:30 - Noon

Theme: Tucson Charities

Material Girls Contact: Caroline Schau, 297-9965,
CarolineSchau@comcast.net

Where: Rotate Homes,

When: First and Third Thursdays at 1 PM

CONTINENTAL RANCH/TWIN PEAKS:

Contact: Merry Putney, 579-3376 (contact for updates)

Where: 9358 N. Sunflower Blossom Pl.

When: 3rd Friday at 10 AM



Arizona Quilters Hall of Fame Weekend
PRESCOTT, ARIZONA

SATURDAY, SEPTEMBER 24 SUNDAY, SEPTEMBER 25

Shop Hop **Arizona Quilters**
Annual Luncheon

Visit our website for event details.
www.ArizonaQuiltersHallofFame.org
or call 480-961-5177

HQ Sweet Sixteen **Tucson's Only HQ Resource**

The Perfect Long-Arm Solution for Small Spaces!

Savvy Stitcher Designs
tonianne45@msn.com
www.savvystitcherdesigns.com **520-818-1195**

QUILT FIESTA! Comments & Information

The **Quilt Show Committee** would like to thank everyone again for helping put on such a wonderful show. We will be starting up a new year of show committee meetings on **March 18, 2011**. We meet at the Tucson Police Station on the southwest corner of 22nd. and Alvernon at 10am. Please come and join us in planning the 2012 show. We need someone to be committee chairs for hanging, demonstrations and door prizes. Even if you do not want to head a committee, you might want to see if you can help another committee.

Donata Pfisterer, Kathy Zimmer - co-chairs

The Tucson Quilter's Guild will be participating in the **Centennial Fabric Challenge** sponsored by the Arizona Centennial Quilt Project. For rules and fabric contact your local quilt shop starting in April. The rules will also be on the Tucson Quilters Guild website. Quilts will be hung in our 2012 quilt show. More details in later issues.

Many years ago the Boutique was started to help further educate the public as to what quilters do, make, and to help our members pay for some of their fabrics. To pay for itself was never a consideration. Fast forward to 2010. The Boutique is eliminated. Then Co-ops were formed Show time 2011 -- 10 minutes into our show McNeal H and S's "Ole Time Quilters" were thrilled to be a Co-op at "our" show. This proves change is good!!

Thank you Show Committee members for your decisions. We are very happy to be a Co-op. Connie Stephens and Marianna Dodson of the "Ole Time Quilters"

Publicity Committee... Help wanted! Jenifer Day Adams is looking for some assistance with the Quilt Show Publicity Committee. If interested, please contact Jenifer at 437-8261.

Jodie Grate is the winner of the 2011 Raffle Quilt. Yay Jodie!

Hostess Committee... Many thanks to all of you wonderful members and friends of members who helped make the Quilt Show such a success. You came on time and helped make our guests feel welcome and safe guarded the beautiful quilts. You are absolutely necessary for the success of the show - whether you sat to guard the entrances and exits, kept people from carrying food into the exhibition areas or showed off the backs of the quilts and answered questions. You should all pat yourselves on your backs because of your dedication toward the Guild.

Many, many thanks. See you next year- same time, same place. Kathy Hutcheson, Hostess Chairman



Changes in Newsletter Mailings... Beginning in April, the Tucson Quilters Guild Newsletter will no longer be mailed to the membership. Currently there are approximately 300 members who receive the newsletter by mail. The cost of printing and mailing the newsletter is almost \$6000 per year. That's about \$20 per member. We understand that some members do not have computers and can't get the newsletter on-line. So here's the plan..... If you wish to receive a printed copy of the newsletter, bring eleven #10 envelopes, self addressed and double stamped, to the April meeting. These envelopes will be collected and each month a copy of the newsletter will be mailed to you using the envelope you provide.

A note from Miss Manners:

Membership renewal is upon us
and those lines long may await.
Renewing via mail is easy
and saves our legs that ache
The Director is trying her hardest
but members still grumble and grouse
why not smile as you offer to help her
and say 'I mailed mine from my house'.

HELP WANTED! Want to help out and be an active member of your quilt guild? We have these positions open: Corresponding Secretary, Education Chair, and a Parliamentarian. If you are interested see our new president, Mary Meserve, for more information.



TQG BOARD AND COMMITTEES

President: Mary Meserve 883-4408
465-2785 cell
Vice President: Kathy Harris 370-4323 cell
Secretary: Sally Dickinson
Treasurer: Joan Swanson 297-8433
Quilt Show: Donata Pfisterer 760-0309
Kathy Zimmer

Members at Large: Marie Morris 623-0123
Sue Franklin 825-3962

Endowment/Donations: Carolyn Moser 760-7741
Membership: Colleen Babcock 405-5478
Programs: Joline Albaugh 822-1485
Judy Kinter-Gilmartin

Committees:

Bears: Margaret Newman 883-4408
Bees: Laura Cotter 298-3841
Block of the Month: Kay Hendricks 325-4509
Evelyn George 325-0166

Corresponding Secty:

Education:
Guild Pins: Patty Kruse 885-2069
Historian: Cathy Dargel 746-9246
Hospitality: Christine McCollum
Library: Donata Pfisterer 760-0309
Kathryn Wald 749-4772
Newsletter: Margaret Newman 883-4408
NQA: Jo Cady-Bull 326 4572

Parliamentarian:
Quilt-a-thon: Mary Bazzano, Evelyn
George, Kathryn Wald

Quilting for Others: Mary Bazzano
Raffle Quilts: 2012 Kathryn Wald
Holiday Block Exchange: Shari Thompson 834-4245
Website: Meg Silvern 572-1984

NEWS FOR and ABOUT MEMBERS

EMAIL LIST: The Guild now has an email list for easy communication with the members. Please log into the protected area of the website and put your name and email address into the box at the top of the page. After doing this, you will receive an email. You must click on the link after making the link into one long line. If this works, you will receive another email saying you were successful. If you have any problem with this, email me at quilter@tucsonquiltersguild.com.
Meg Silvern

PARKING NOTICE:

Tuesday evening attendees: The Church's Family Classes are in session again, so PLEASE DO NOT PARK IN THE FRONT LOT. Use the side or back lot. **Wednesday morning attendees:** DO NOT park in the marked spaces for the nuns by their office.

The submission deadline for articles for the April Newsletter is Wednesday, March 16, 2011.

Articles should be sent to :
newsletter@tucsonquiltersguild.com
Newsletter Editor is Margaret Newman

I'll take heat rash over frost bite any day.
--Ken Travous



Wanda Pinter collects the front of Christmas cards, and takes them to The Cascades –an active retirement community. There the cards are given new life, and sold with the proceeds going to the Community Food Bank. If you have any Christmas cards leftover, and don't know what to do with them, bring to the guild meeting and give them to Wanda!

It's A Holiday!



Online class registration and
quilt entry available.

HMQS

HOME MACHINE QUILTING SHOW

May 5-7, 2011 | Salt Lake City, Utah

Learn from the Quilting Pros!

100 classes to choose from • Every topic, every skill level
Request a free catalog: catalog@hmqs.org

See Your Quilt on Exhibit!

\$26,000 in all CASH awards

Or enter the Exhibit Only

Entry form deadline: April 9th

ann@hmqs.org | www.hmqs.org | (801) 298-3844

Block of the Month

We loved seeing your beautiful "Sweetheart Star" blocks on display at the February meetings! Congratulations to our lucky winners, Elizabeth Sproles, who won 14 on Tuesday, and Joyce O'Connor (10) and Judy Yager (9) on Wednesday! Thanks to everyone who entered star blocks all year--now we'll say goodbye to the stars and begin a new Block of the Month year---

At the March meetings, we'll have the drawings for your "Let's Go Fly A Kite" blocks (pattern was in last month's newsletter). This is the first block in "Color the Year with Quilts," our new theme for 2011.

In addition to our monthly drawings for your blocks, from time to time we'll add a special project for using the blocks. The first project is a 3-block wall hanging using the kites, with their dimensional tails. It is in the February newsletter online, or available at the Block of the Month table, if your newsletter comes in the mail. (Sorry, but the added cost of an extra page meant we weren't able to include the wall hanging pattern in the mailed newsletters --this is another good reason to get your newsletter online if you possibly can--and then your Block of the Month patterns will be in color, too!)


Meanwhile, don't forget to make a kite or 2 to enter in the March drawings-- and in this newsletter, check out the "Spring Chicken" pattern for the April drawings. It's really easy and fun to make, in chicken colors real or imaginary! What fun!

We are happy to announce that the Block of the Month program has paid for itself another year, by selling our annual pattern sets at the meetings and at the show. You get all the patterns for one year, with a color cover, for only \$5 per set. Check out our selection at the BOM table--we have a catalog of them all, so you can see what the patterns look like in each set, before you buy.

Thanks to all, for your support of Block of the Month, and Happy Quilting, from Evelyn George and Kay Hendricks.

Did you know? Sewing Machine Accessories, like the machines themselves, had their successes and failures. One gadget that never quite caught on was a musical sewing machine cover, patented in 1882, that held a player-piano roll and was run by treadle power. The treadle also activated a sewing machine fan patented in the 1870's and marketed for a dollar.

A bonus ideas for this month!



Block of the Month - April 2011 © 2011 Evelyn George
"Spring Chicken" (unfinished block size 12½")

Spring is here, and the hens are laying-- as this one announces proudly. You won't believe how quick and easy this folk art chicken is to make, with our quick-piecing method! (You'll cut just squares and rectangles.) Whether she's perky in polka dots, fancy in floral, pretty in paisley, or elegantly Asian, each hen will have a personality of her own, and a flock of them would make a fun quilt for your kitchen or hall. So why not make one (or more!) of these blocks to enter in March? The lucky winner could combine them, perhaps with wood grain sashing, to make a delightful hen house quilt!



Cutting:

Chicken - one 6½" x 8½" rectangle; three 2½" squares

Comb - two 1½" squares of red

Beak - two 1½" squares of dark yellow, orange or? *


Background - one 4½" x 6½" rectangle; one 2½" x 6½" rectangle;

one 2½" x 10½" rectangle; four 2½" squares and two 1½" x 2½" rectangles

Base strip - 2½" x 12½" (grass, nest, wall, etc.)

Quick-piecing method:

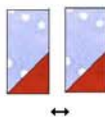
All the triangle shapes in this block (beak, comb, chicken shapes) are made by diagonally stitching a small square onto a corner of a larger square or rectangle. For example, make the hen's body by aligning a background square on top of each lower corner of the body rectangle, **right sides together**, and stitching diagonally across the square, as shown. Trim off corner, leaving approx. ¼" seam allowance and press the background triangle toward the corner, as illustrated by arrows, above right.



Continue using this quick-piecing method to make the remaining Chicken Parts as follows:

Comb:

Stitch a red comb square to each 1½" x 2½" background piece; trim, press. Stitch rectangles together.



Beak:

Stitch the yellow beak squares to a 2½" background square → (one at a time; trim, press after each).



Head Unit:

Combine Comb and Beak parts with a 2½" background square and a 2½" chicken square to make the Head Unit →



Neck and Tail:

Stitch 2½" squares of chicken fabric to 2 lower corners of the 4½" x 6½" background rectangle →



Block Construction:

Join the Chicken Parts and remaining pieces (with ¼" seams) to make the block, as shown →



*Feel free to take liberties with the colors!
 If the beak doesn't show up very well, try outlining it with dark thread (this could even be done at quilting time).
 Add an eye, if you wish.



Tucson Quilters Guild, Inc.
PO Box 14454
Tucson, AZ 85732-4454



For information regarding membership email the Membership Director, Colleen Babcock,
at membership@tucsonquiltersguild.com or call her at 405-5478.

The Guild Basics

Who:	All Members
What:	Business Meeting —First Wednesday of every month in the Church Classroom General Meetings - second Wednesday of the month in the morning or the Tuesday evening preceding the second Wednesday - in the Parish Hall.
When:	Business Meeting — 9:30 AM ~ 10:30 AM General Meetings: Tues Evening—7:00~9:30 PM. Wednesday—9:30 AM~12:00 PM
Where:	St Frances Cabrini Church 3201 E. Presidio Near Fort Lowell and Country Club
(How): Parking	Guild members are asked to refrain from parking in the spaces in front of the Parish office; the Church wants these spaces to remain open for Church members who have business to attend to in the office. This is the small building to the east of our meeting room. PARKING NOTICE: Tuesday evening attendees: The Church's Family Classes are in session again, so PLEASE DO NOT PARK IN THE FRONT LOT. Use the side or back lot.
Why:	Come to get involved with all aspects of the Guild, to make new friends, learn new quilting skills, share, but most of all, to have FUN .