




FIESTA NEWS!



Business Meeting Wednesday, January 5, 2011 9:30 AM
General Meetings Tuesday, January 11, 2011 7:00 PM
Wednesday, January 12, 2011 9:30 AM



Happy 2011! I'd like to wish you all the very best for the coming year.

Our busiest and best month is just ahead with Quilt Fiesta! Are you ready?

I love the hustle and bustle of the last minute preparations, the building up of the excitement just moments before the doors open to our guests who gasp at the beauty of our show! I thank each and every one of you who assist in the show, from the 'behind the scenes' preparation to the hosting.

I also want to thank the members who participated in my President's Challenge, 'Gems and Minerals'. Your work is outstanding! Our members have voted and I'll be notifying the 4 ribbon winners right before the show.

The President's Choice ribbon is the toughest ribbon to award as they are ALL outstanding quilts! That one will remain a secret until the show opens.

Please remember to stay for our meeting this month... even though you are turning in your quilts we have a LOT of Quilt Show business to address. It would be a shame to have you uninformed about the show.

Now it's time to really show Tucson what we're all about!

Kathy Harris, President



CANDIDATES FOR 2011 - TUCSON QUILTER'S GUILD

President - Mary Meserve

Vice President - Kathy Harris

Endowment Director- Carolyn Moser

Member-at-Large, (Tues.) Night time - Marie Morris.

Quilt Show Directors - Donata Pfisterer, Kathy Zimmer

Needed also is a person who will follow along with the Quilt Show Directors for the purpose of succeeding next year, 2012.

Any member who also wishes to run for an office this year, should contact Kay Hendricks (325-4509).

UPCOMING SPEAKERS

2011

February Hollis Chatelain
 March..... Peggy Martin
 April..... Sue Benner
 May..... Suzanne Marshall
 June..... David Taylor
 September..... Sue Spargo
 October..... Pam Allen
 November..... Cindy Needham

2012

February Paula Nadelstern
 March..... Susan Cleveland
 April..... Carol Taylor
 May..... Karen Eckmeier
 June..... Sherrill Kahn
 September..... Karen Kay Buckley
 October..... Jane Davila
 November..... Margaret Miller

2013

February..... Larkin Van Horn

SO MANY OPPORTUNITIES; SO LITTLE TIME

Update on the Girl Scout Project An excerpt from a letter received by the Sahuaro Girl Scout Council office in 2009: "Thank you for posting your Quilt It badge online for all of us to share. I have 3 daughters in Girl Scouts and two of their troops earned the badges. We not only learned from another leader about quilting, we made our own and one large troop quilt to donate. The area quilt show we attended had an area that you could donate quilts to the battered women's shelter for the children that come through. I know that this badge has gotten several families (including my own) into quilting. One of my troops made a quilt for a classmate whose home had recently burned. G.S. leader Troops 1844, 320, and 1297"

WOW! Not only have the years gone by but the Quilt It badge series developed by the Education Committee is continuing to touch the lives of many Girl Scouts. Since the beginning of the Girl Scout Project to the official recognition of the Brownie Try It and the Junior Merit Badge in January 2007 to the addition of the Cadette/Senior Interest Patch in 2008, 442 Brownie Try Its, 292 Junior Merit Badges, and 133 Cadette/Senior Interest Patches have been purchased through the Sahuaro Girl Scout Council. I am no longer able to get a tally by state from the Council Office.

Thank you to all the many Guild members who made this possible! And a special thank you to Richard Thompson for his continuing website support.

Shari Thompson, former Education Chairperson



Viewers Choice... The Viewer's Choice ribbons are *OUTSTANDING* this year! Amy Bright outdid herself on these works of art. While you are hostessing or just cruising the show, be sure to encourage ALL of our guests to vote for THEIR favorite quilt. Voting will be available only on Friday and Saturday.

ALL ABOUT PROGRAMS


HOLLIS CHATELAIN February 8, 9: Influences of Africa
 February 10 Workshop: Painting Images with Dyes *Full: wait list only*
 February 11 Workshop: Quilt Line as the Third Design Aspect *Full: wait list only*

PEGGY MARTIN March 8 & 9: Beyond Tradition
 March 10 Workshop: New York Beauty *Space available*
 March 11 Workshop: Wishing Star *Space available*

SUE BENNER April 12, 13: New Color For Traditional Quilts
 April 14 Workshop: Fusing the Grid *one space available*
 April 15 Workshop: Free Motion Quilting *waitlist only*

SUZANNE MARSHALL May 10,11: The Evolution of a Quiltmaker"
 May 12 Workshop: Hand Quilting without a Frame or Hoop
 May 13 Workshop: Embroidered Appliqué

DAVID TAYLOR June 7, 8: Lecture - "The Reluctant Journey of an Art Quilter"
 June 9: Workshop - Beginning Free Motion Quilting - Yes, You can Stipple
 June 10: Workshop - Beginning Pictorial Applique



Registration opens six months in advance of each workshop before the start of the Business Meeting. The member fee for workshops are \$50. The fee for non-members is \$75. More information on class policies and fees is available on the website.

QUILT FIESTA! NEWS, NEWS, NEWS

Note from the Editor: With the approach of Quilt Fiesta! the newsletter is devoting more and more space to articles pertaining to the show. See page 4 for additional information.

Hostess Committee Report

This is the last chance to sign up and fulfill your responsibility as a member of the Tucson Quilt Guild. We are asking for two hours during the Quilt Show from every member. Many of you are my "Quilt Angels" and have signed up for 2 and even 3 shifts on different days - as I wrote before, your halos are very shiny! Those of you who are physically unable to help do not fret, we understand. Now I need those of you who haven't signed up to step forward and fill in the 100 slots that are still open. Please sign up as soon as possible. We do need your two hours of help.

Either call: 520-818-3810 or email me:
kathyronhutcheson@yahoo.com
subject: hostessing

Kathy Hutcheson
Hostess Chairman



A BED WITHOUT A QUILT IS LIKE A SKY WITHOUT STARS. --AUTHOR UNKNOWN

From the Treasurer: It is very important that all deposits, invoices and check requests for the Quilt Show be turned into the Treasurer no later than January 31, 2011. The Guild books must be closed by February 28, 2011. All expenses for the Quilt Show must be part of the year fiscal year 3/1/10 to 2/28/11. Thank you.

CENTRAL AREA:

Art Quilters Contact: Barbra Hall, 622-9268,
or rbarber21@cox.net

Where: Bella Quiltworks;

When: Third Wednesday at 10 AM

Himmel Park Contact: Ruth Campbell, 792-1639

Where: Himmel Park Library,

When: Third Wednesday at 6 PM

Piecepatchers Contact: Poagie Murray, 577-7487

Where: Sunrise/Pontatoc area (call for directions)

When: First and Fourth Thursdays, 9:30 to Noon

EAST SIDE:

East Side Bee Hive Contact: Sharon Hass, 760-6074

Where: Quilter's Market, When: First Friday 2:00-4:30PM

Eastside Evening Bee Contact: Marty Dobkins, 289-5969,
or live4everwjc@aol.com

Where: El Camino Baptist Church 7777 E. Speedway,

When: First Thursday of the month 6:30-9PM

GREEN VALLEY:

North of the Border Contact: Babs Phillips, 399-3427

Where: M & I Bank 270 W. Continental Green Valley,

When: Thursday 9:30 - Noon

NORTHWEST:

Quilting for Others Contact: Mary Meserve, 883-4408

Where: Cactus Quilt Shop,

When: Third Wednesday, 9:30 - Noon

Theme: Tucson Charities

Material Girls Contact: Caroline Schau, 297-9965,
CarolineSchau@comcast.net

Where: Rotate Homes,

When: First and Third Thursdays at 1 PM

CONTINENTAL RANCH/TWIN PEAKS:

Contact: Merry Putney, 579-3376 (contact for updates)

Where: 9358 N. Sunflower Blossom Pl.

When: 3rd Friday at 10 AM



HANGING COMMITTEE: Please let the Hanging Committee know as soon as possible if you wish to withdraw your quilt from the show. Contact Mary McLaughlin, Email – marymac@dakotacom.net, Phone – 850-4723.

Dear Hanging Volunteer, The frames and drapes will be set up on Wednesday afternoon and the quilts will be hung on Thursday morning. If you are working on the frames and drapes, you have already been contacted by telephone. Please be at the TCC Exhibition Hall on Wednesday, January 19th at 1:00 PM. You are able to park in the lot in back of the TCC without paying a parking fee. If you can, please bring a ladder (taller the better) and work gloves.

Here are the details for those working on Thursday:

Where: TCC Exhibition Hall

When: Thursday, January 20, 2011

Time: Row Leaders – 9:00 AM (You have already been contacted by telephone.)

All other volunteers should be at the TCC by 9:30 AM



Please wear comfortable shoes and clothing. You are able to park in the lot in back of the TCC without paying a parking fee. Bring: step stools or ladders (if you can), water, fanny pack (no security for purses or belongings)

If you can no longer help, or need to inform us of any changes, please call Pam Ashbaugh or Mary McLaughlin as soon as possible: Pam Ashbaugh – 850-6150 Mary McLaughlin – 850-4723

The Hanging Committee: Pam Ashbaugh, Mary McLaughlin, Hope Seeley, Natalie Furrey, and Sue Bishop

QUILT FIESTA! INFORMATION

Hanging, Take Down, Hostesses, Selling DVD's, 2011 Quilt Show Pins and Raffle Tickets

Admission Fee for Members at the 2011 Quilt Fiesta We will now charge \$5.00 per day to enter the quilt show if a member is not working for a quilt show committee, or taking a hostess shift. If you work one day and then attend the show the following day you will be charged \$5.00. You will need to show a current membership card to receive the discounted \$5.00 ticket. *If you have any questions please contact Kathy Zimmer, Mary Bazzano, or Donata Pfisterer*

RAFFLE TICKETS: Members, it is time to turn in your ticket stubs and money. Please do so at the January Guild meetings. If you are unable to be at the meeting, you can mail them to me at: Pat Morris at 1703 S . Reef Rock Place, Tucson, AZ 95749. (check and stubs)

Bed Turning - We have some of your treasured quilts...at least soon they'll be in *Quilt Fiesta's* 2011 Bed Turning. Like other years, the committee has had to make tough decisions. Quilts were chosen to present a variety of styles across time, and to showcase best quilts as well as utility quilts. We think you'll be pleased with the results. Thanks to each of you who submitted entries. We wish we could have used **every** lovely quilt, but time constraints prohibit that idea. Remember next year! Contact Sue Franklin at 520.825.3962 (cell 520.490.4721) or suevette63@comcast.net, or Judy Breneman at 520.730.0114 or quilthistory@att.net or Kay Long at 520.323.0091 or kay@specialkay.com with questions.

TAKEDOWN: The January meetings will be the last opportunity to sign up for takedown. We really, really need your help. We will give you a pass to enter the show any time after 2:00 PM to get a final chance to shop and see who won the ribbons. The takedown crew will assemble at 4:00 PM to get their assignments and will begin disassembling the show soon after. The more people we get to help, the faster it will go. As soon as the room is clear, the quilters who helped out will be able to pick up their quilts right away. So stop at the table in the back of the meeting room to sign up and get your free ticket. Thank you. Adrienne 574-9272



The **Quilt Fiesta CD** is now a DVD that will play on any DVD player in addition to your computer. The DVD will have pictures of all the quilts including the Bed Turning and special exhibit quilts. There will also be a file with all the quilters' artist statements. Most importantly, the DVD will be available starting Friday morning of the Quilt Fiesta. The pre-order price is just \$10. At the show, the price will be \$12, so get your orders in by the January meeting!



DOOR PRIZES: And now for some good news! This year all members of the Tucson Quilters Guild will be eligible to receive door prizes at the show! Just obtain a ticket as you enter the hall each day and check the Door Prize area before you leave to see if you are a lucky winner. Good luck to everyone! Sue Burns, Door Prize Chairperson

FOR ALL THOSE WHO HAVE ENTERED QUILTS into the 2011 Quilt Fiesta, please take the time to read Nancy Arseneault's web article on readying your show quilt. The entire series of articles can be accessed on the home page of the Guild website below the photo of the raffle quilt & under the heading 2011 Quilt Fiesta Entry and Judging Process for Show Quilts.

For the first time in 2011, quilts which do not meet the show's entry requirements will be not be accepted. The December article clarifies the submission instructions. Nancy explains how to make a competition hanging sleeve and offers tips on how to remove lint and odors from your quilt. You'll also learn why the Guild requires all quilts to be submitted in a appropriately sized pillowcase or quilt bag,

PLEASE NOTE: IF YOU HAVE ENTERED AN ART QUILT THAT CANNOT BE FOLDED DUE TO SURFACE TREATMENTS OR EMBELLISHMENTS, YOU'LL NEED TO OBTAIN ADVANCE PERMISSION TO SUBMIT YOUR QUILT ROLLED ON A TUBE. Contact Judging Co-chairs Lois Podolny or Nancy Arseneault BEFORE JANUARY 11TH to register your entry for special handling and for information on acceptable packaging for rolled quilts.

TQG BOARD AND COMMITTEES

President:	Kathy Harris 615-0541, 370-4323 cell
Vice President:	Marie Morris 623-0123
Secretary:	Sally Dickinson
Treasurer:	Joan Swanson 297-8433
Quilt Show:	Mary Bazzano Donata Pfisterer Kathy Zimmer
Members at Large:	Nancy Landon 722-8576 Sue Franklin 825-3962
Endowment/Donations:	Carolyn Moser 760-7741
Membership:	Colleen Babcock 405-5478
Programs:	Joline Albaugh 822-1485 Judy Kinter-Gilmartin
<u>Committees:</u>	
Bears:	Margaret Newman 883-4408
Bees:	Laura Cotter 298-3841
Block of the Month:	Kay Hendricks 325-4509 Evelyn George 325-0166
Corresponding Secty:	
Education:	
Guild Pins:	Patty Kruse 885-2069
Historian:	Karen Kelter 319-0326
Hospitality:	Vicki Oberg 531-5385
Library:	Donata Pfisterer 760-0309 Kathryn Wald 749-4772
Newsletter:	Margaret Newman 883-4408
NQA:	Jo Cady-Bull 326 4572
Place Mats:	Helen Cushing
Parliamentarian:	
Quilt-a-thon:	Mary Bazzano, Evelyn George, Kathryn Wald
Quilting for Others:	Mary Meserve
Raffle Quilts: 2011	JoAnn Hinchliffe
2012	Kathryn Wald
Website:	Meg Silvern 572-1984

NEWS FOR and ABOUT MEMBERS

EMAIL LIST: The Guild now has an email list for easy communication with the members. Please log into the protected area of the website and put your name and email address into the box at the top of the page. After doing this, you will receive an email. You must click on the link after making the link into one long line. If this works, you will receive another email saying you were successful. If you have any problem with this, email me at quilter@tucsonquiltersguild.com.
Meg Silvern

PARKING NOTICE:

Tuesday evening attendees: The Church's Family Classes are in session again, so PLEASE DO NOT PARK IN THE FRONT LOT. Use the side or back lot. **General Meeting attendees:** DO NOT park in the marked spaces for the nuns by their office.

Quilting for Others... In December, we delivered 10 quilts to Peppi's House. This is a lovely hospice facility at TMC. They work hard to have a warm and caring place for families and loved ones to spend their last few days together. I will also take them pillowcases in January or February. We also took 6 lovely, big quilts to Habitat for Humanity. It has been so wonderful delivering these quilts for you (the Guild) to all the great charities in Tucson. They are so grateful for your generosity and hard work. Please continue to show compassion and caring to the people in need. If you have any questions or comments, please let me know. -Mary Meserve, marymes@aol.com



The submission deadline for articles for the January Newsletter is Wednesday, January 19, 2011. Articles should be sent to : newsletter@tucsonquiltersguild.com

QUILT SHOP OF THE YEAR NOMINATIONS SOUGHT: PHOENIX, AZ... The independently-owned quilt shops of Arizona are the genesis of our quilting community. Through shops, people learn how to quilt, form friendships, and watch their fabric collections grow, sometimes to epic proportions. To recognize the contribution of the quilt shop to the fabric of the quilting community, Arizona Quilters Hall of Fame announces the inaugural Quilt Shop of the Year competition.

Criteria for the recognition include: 1) The nominated shop must be an independently-owned quilt shop, currently operating in the State of Arizona - no retail chains will be considered. 2) The nominated shop must have a location that is open to the public, virtual or on-line shops do not qualify for the recognition. 3) The nomination must indicate support of the general public as evidenced by at least 10 signatures on the petition portion of the nomination forms, and 4) The nomination must include a written statement (500 to 750 words) about why the shop deserves the recognition.

The winning shop will be recognized at the Annual Hall of Fame Induction Luncheon, Sunday, September 25, 2011 being held at the Wyndham Gardens, Prescott. While shops may self-nominate for the award, the general public is encouraged to submit nominations of their favorite shop. Complete nomination information is available on Arizona Quilters Hall of Fame web site, www.arizonaquiltershalloffame.org. Nominations must be received no later than May 16, 2011 to qualify for consideration.

It is intended that the Quilt Shop of the Year recognition be part of the organization's annual activities. Friends of Arizona Quilters Hall of Fame will have the opportunity to vote for the shop they feel is most deserving of the recognition. The winning shop will be announced on August 1, in preparation for the Induction Event in September.

Arizona Quilters Hall of Fame is a nonprofit organization whose mission is to celebrate and honor the contribution of Arizonans to quilting and educate the public about quilting, its history, and artisans. The Hall of Fame is a virtual museum, housed at www.arizonaquiltershalloffame.org, and the sponsor of the Arizona Centennial Quilt Project.

Block of the Month

Our December holiday meetings were lots of fun, and your beautiful "Wreath Star" blocks made colorful decorations up on the stage! Then, they were taken home by their winners--congratulations to Colleen Babcock, who won the 9 blocks on Tuesday, and to Mary Bazzano and Virginia Chapman, who split the 23 blocks on Wednesday!

Hope you had fun holidays (with some time to quilt?) and that you found time to make a couple of "Best Friends Stars" blocks for the drawings at our January meetings (the pattern was in last month's newsletter). This block features black-and-white prints along with a bright color (your favorite color, or your best friend's favorite?). The pattern is designed to make 2 blocks --one for you and one for your best friend, or maybe 2 to enter in the January drawings! Remember, it's not too late, and each block entered is a chance to win!

And in this newsletter is the pattern for the "Sweetheart Star" block for our February drawings--it has hearts, cupid's arrows, and a star, all in one! A bit fancy, but it's not hard to make. Use pretty Valentine colors --pink and red and white. This is the 12th and final block in our starry sampler for 2010, so don't miss a chance to enter-- and maybe you'll win some beautiful star blocks in February!

Next month, Kay and Evelyn will announce a special new Block of the Month series for 2011--especially for you! Meanwhile, we'll continue to offer our 9 annual pattern sets for sale--only \$5 each, with a whole year's worth of blocks in each set, with color covers. See our catalog at the meetings and at the Quilt Fiesta, and find the sets you may want for yourself or for gifts for your quilting friends.

Happy Quilting,
Evelyn George and Kay Hendricks

LIBRARY INFORMATION

Tuesday Evening Meetings: Open from 5:30 to 7pm only.

Wednesday Morning Meetings: Open from 8:30 to 9:30 and during the break.

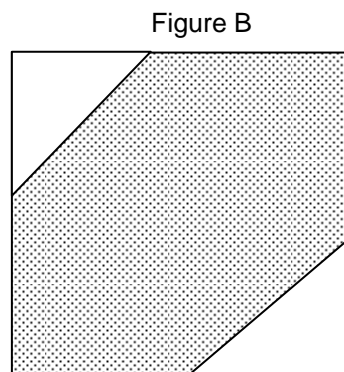
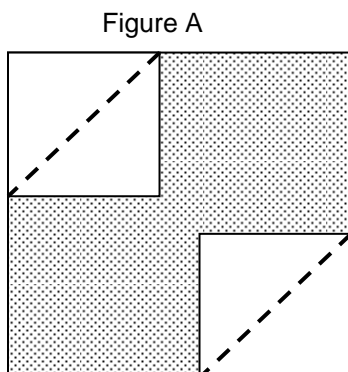
To renew books: call Donata Pfisterer the day before the meeting at 733-9557 or email her at donatap@photonengr.com.



PRESIDENT THANK YOU BLOCK

It's time to begin working on our 'Thank You' blocks for our Guild President, Kathy Harris. Here's the pattern. The block should measure 6½" when you finish it. Kathy loves orange so we will use orange fabric for the 6½" block and white for the corner triangles. The blocks can be turned in at the January and February meetings.

- 1) Cut an orange 6½" square block.
- 2) Cut 2 white 3½" square blocks. Mark the diagonal of these blocks.
- 3) Right sides together, layer the white blocks on opposite corners of the orange block and stitch on the diagonal.
Figure A
- 4) Press the triangle up. Figure B



Block of the Month - February 2011

"Sweetheart Star" (unfinished size 12½")

The final block in our starry set has red Valentine hearts and pink Cupid's arrows coming together to form a star! You'll just cut squares and rectangles -- then, use our easy quick-piecing methods to transform them into this pretty block. The center square may be either red or pink—or perhaps a romantic floral or Valentine print—you choose.


Cutting:

Red – four 2½" x 4½" rectangles and eight 2½" squares

Pink – four 3" squares and four 2½" squares

White – four 3" squares, twelve 2½" squares, sixteen 1½" squares

Center square – one 4½" square (Valentine colors)



Hearts:

First, use the 8 red 2½" squares and the 16 white 1½" squares, to make the upper halves of the hearts. Line up a white square on top of one corner of a red square, **right sides together**.

Stitch diagonally across the white square, from corner to corner at the angle shown. Trim off the corner, leaving about ¼" seam allowance; open up and press, with seam allowance going toward the corner. Place another white square on the corner to the right of the first triangle and repeat the diagonal stitching, trimming and pressing.

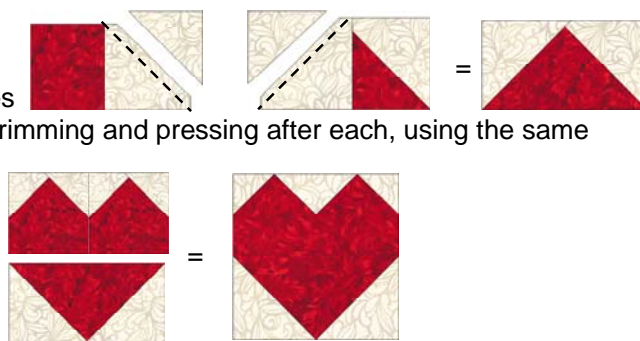
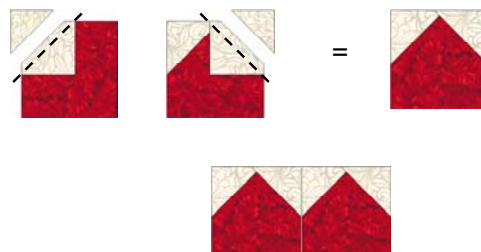
Do this with all 8 red squares. Stitch together in pairs as shown to make the upper halves ↑ of the 4 hearts.

(You may want to press this seam open.)

Next, use the 4 red rectangles and 8 of the white 2½"

squares to make the lower halves of the hearts (you may recognize them as "flying geese").

Stitch two white squares diagonally onto each red rectangle, one square at a time, trimming and pressing after each, using the same method you did for the upper halves.



Arrange the upper and lower halves as shown and sew together to make 4 **Hearts** →

(Again, press the seam open, to reduce bulk.)

Arrows:

First make half-square triangles using the 3" squares (4 pink and 4 white):

Draw a diagonal line from corner to corner on **wrong side** of a white square; place on top of a pink square, **right sides together**. Stitch ¼" away from the line, on **both sides** of the line. Cut apart on drawn line; open up and press seams toward the pink; makes 2. Repeat to make a total of 8 half-square triangles.

Note: These are slightly oversized: Use a square-up ruler with a diagonal line on it to trim them to 2½" square, aligning the diagonal seams so they come exactly to the corners of the square.

Arrange the triangles with the remaining white and pink 2½" squares as shown, and stitch together into 4-patch units to make 4 **Arrows** →



Block Construction:

Arrange the 4 **Hearts** around the 4 sides of the 4½" center square, rotating them so the bottom points of the hearts touch the center square, and the tops of the hearts are nearest the outer edge of the block. Position the **Arrows** at the 4 outside corners of the block so they point inward to the center square. When all parts are correctly positioned to match the illustration at the top of the page, stitch them together into 3 rows. Press row seams in opposite directions, then stitch rows together to make the Sweetheart Star block.



Tucson Quilters Guild, Inc.
PO Box 14454
Tucson, AZ 85732-4454

For information regarding membership email the Membership Director, Colleen Babcock,
at membership@tucsonquiltersguild.com or call her at 405-5478.

The Guild Basics

Who:	All Members
What:	<p>Business Meeting—First Wednesday of every month in the Church Classroom</p> <p>General Meetings - second Wednesday of the month in the morning or the Tuesday evening preceding the second Wednesday - in the Parish Hall.</p>
When:	<p>Business Meeting — 9:30 AM ~ 10:30 AM</p> <p>General Meetings: Tues Evening—7:00~9:30 PM. Wednesday—9:30 AM~12:00 PM</p>
Where:	St Frances Cabrini Church 3201 E. Presidio Near Fort Lowell and Country Club
(How): Parking	<p>Guild members are asked to refrain from parking in the spaces in front of the Parish office; the Church wants these spaces to remain open for Church members who have business to attend to in the office. This is the small building to the east of our meeting room. PARKING NOTICE: Tuesday evening attendees: The Church's Family Classes are in session again, so PLEASE DO NOT PARK IN THE FRONT LOT. Use the side or back lot.</p>
Why:	Come to get involved with all aspects of the Guild, to make new friends, learn new quilting skills, share, but most of all, to have FUN .