



# FIESTA NEWS!

*Business Meeting* **Wednesday, November 3, 2010 9:30 AM**  
*General Meetings* **Tuesday, November 9, 2010 7:00 PM**  
**Wednesday, November 10, 2010 9:30 AM**



## SUE NICKELS

Sue has been quilting for 31 years, starting by hand and gradually focusing on machine work. Sue has been teaching machine techniques for the past 20 years. Sue has taught and lectured nationally for shops, guilds and major conferences, including AQS, IQA and NQA. She has also taught internationally in England, Norway, Australia, New Zealand and Spain. Sue's major awards include 1998 AQS Best of Show for "The Beatles Quilt" made by Sue and her sister, Pat Holly. Their quilt, "The Space Quilt" won the 2003 IQA Master of Machine Artistry Award and the 2004 AQS Machine Workmanship Award. Sue's current books are "Machine Quilting: A Primer of Techniques" and "Stitched Raw Edge Appliqué" co-authored with Pat. Sue has

also been a judge for many quilt shows, most recently part of the team judging the 2009 IQA Show. Sue's priority in the workshops she teaches is to provide a relaxed environment for students to learn machine techniques that are timesaving. Sue emphasizes the best quality workmanship, never compromising quality for speed!

## PRESIDENT'S MESSAGE

November brings to Tucson the crisp cool morning air, more of our residents returning to Tucson and the reminders of the holiday season fast approaching. Our meetings will be more jam packed with business as well as membership! Try to be there early to take advantage of the shorter lines at the tables and good seats to boot!

A nominations committee is forming, don't forget to help us out. And speaking of helping out, I'm going to instigate a new procedure. A white board will be set up at the door listing the committee areas that NEED HELP! We're not asking for a lifetime commitment, just a meeting's worth of assistance. Not only will you relieve the burden of others, you'll certainly get to know more of our membership.

Do you love garage sales? If so, we're having one before the Tuesday evening meeting in December and after the Wednesday meeting. Bring your saleable items, priced and ready to go. YOU are responsible for your own money and making change. This is a great way to pick up some secret sister gifts, some needed quilting supplies or MORE STASH! This is open to any of our members who wish to participate, but remember, space is limited so don't bring your entire sewing room!

My tenure as President is waning and I truly have had a GREAT time. I have had the opportunity to meet lots of wonderful people and have had the support of a FANTASTIC Board of Directors.

Kathy Harris  
President

## UPCOMING SPEAKERS

### 2010

November: ..... Sue Nickels

### 2011

February ..... Hollis Chatelain  
 March ..... Peggy Martin  
 April ..... Sue Benner  
 May ..... Suzanne Marshall  
 June ..... David Taylor  
 September ..... Sue Spargo  
 October ..... Pam Allen  
 November ..... Cindy Needham

### 2012

February ..... Paula Nadelstern  
 March ..... Susan Cleveland  
 April ..... Carol Taylor  
 May ..... Karen Eckmeier  
 June ..... Sherrill Kahn  
 September ..... Karen Kay Buckley  
 October ..... Jane Davila  
 November ..... Margaret Miller

### 2013

February ..... Larkin Van Horn

## SO MANY OPPORTUNITIES; SO LITTLE TIME

### PARKING NOTICE:

Tuesday evening attendees: The Church's Family Classes are in session again, so PLEASE DO NOT PARK IN THE FRONT LOT. Use the side or back lot.

### General Meeting attendees:

DO NOT park in the marked spaces for the nuns by their office.

**Results** from October: The vote to change membership fees to \$30 passed with 81% voting yes and 19% voting no. The change will be effective beginning March 2010.

**Stockings for Candlelighters:** We will continue to accept the Christmas Stockings and save them for next year. So keep making those terrific stockings! *There is no final deadline on this project.*



### You are invited to our Holiday Celebration

on Tuesday Dec. 7th at 7:00 and Wednesday Dec. 8th at 9:30 AM. It will be a potluck: A-H dessert, I-P Salad or Vegetable, Q-Z Main dish. There will be an **ornament exchange** so bring a homemade one or one purchased. Bring a friend, plan to have fun and meet some new people.

## We MUST have a Nominating Committee!!

Kay Hendricks needs help finding us some new people for the Board of Director slots that will be vacant come February. Please contact President Kathy Harris or Vice President Marie Morris to lend a hand!

## ALL ABOUT PROGRAMS

**SUE NICKELS:** November 9 & 10: Machine Quilting for Today's Quilts  
 November 11 Workshop: Machine Appliqué: Flower Basket *Full: wait list only*  
 November 12 Workshop: Machine Quilting: Traditions *Full: wait list only*

**HOLIDAY CELEBRATION** December 7 & 8 Holiday Celebration *No workshops*

**HOLLIS CHATELAIN** February 8 & 9: Influences of Africa  
 February 10 Workshop: Painting Images with Dyes *Full: wait list only*  
 February 11 Workshop: Quilt Line as the Third Design Aspect *Full: wait list only*

**PEGGY MARTIN** March 8 & 9: Beyond Tradition  
 March 10 Workshop: New York Beauty *Space available*  
 March 11 Workshop: Wishing Star *Space available*

**SUE BENNER** April 12, 13: New Color For Traditional Quilts  
 April 14 Workshop: Fusing the Grid *one space available*  
 April 15 Workshop: Free Motion Quilting *waitlist only*

*Registration opens six months in advance of each workshop before the start of the Business Meeting. The class fee for workshops held in 2010 is \$40. The workshop fee for workshops held in 2011 will be \$50. The fee for non-members is \$75. More information on class policies and fees is available on the website.*

## QUILT FIESTA! NEWS, NEWS, NEWS

Note from the Editor: With the approach of Quilt Fiesta! the newsletter is devoting more and more space to articles pertaining to the show. See page 4 for additional information.

**HOSTESS SIGN-UPS** will continue at the November meetings and you are welcome to either call me: 520-818-3810 or email me: [kathyronhutcheson@yahoo.com](mailto:kathyronhutcheson@yahoo.com) (put Hostess in the subject line), any time.

We were very pleased with the response to the first sign-up at the October meetings - over half the volunteer slots are filled. We still have over 200 time slots open for volunteers. There are both standing and sitting positions available on all days except the first shift on Friday. Saturday is very open and remember that Hostessing at the Quilt Show is a responsibility of being a Tucson Quilt Guild member. If you have any questions or want to sign up while you have a choice of times, please do call or email me.

I want to give a huge hand of applause to all our Hostess Angels. You know who you are - those of you who have signed up for two or three shifts. Your halos are shining brightly. If you do sign up for 2 shifts you get to choose a ticket for another day's admission so you can attend the show with family or friends. Also, think about becoming an Angel - we need all of you.

I look forward to my phone ringing and my in-box being clogged with mail.

Kathy Hutcheson  
The Hostess with the Mostess

### President Thank You Blocks

It's time to begin working on our 'Thank You' blocks for our Guild President, Kathy Harris. Here's the pattern. The block should measure 6½" when you finish it. Kathy loves orange so we will use orange fabric for the 6½" block and white for the corner triangles. The blocks can be turned in at the January and February meetings.

1) Cut an orange 6½" square block. 2) Cut 2 white 3½" square blocks. Mark the diagonal of these blocks. 3) Right sides together, layer the white blocks on opposite corners of the orange block and stitch on the diagonal. Figure A 4) Press the triangle up. Figure B

Figure A

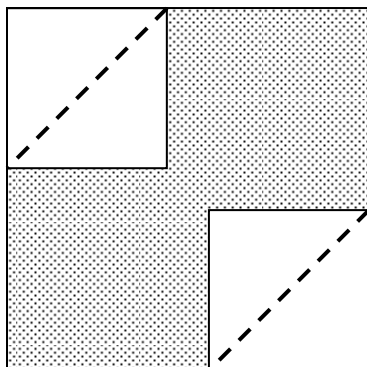
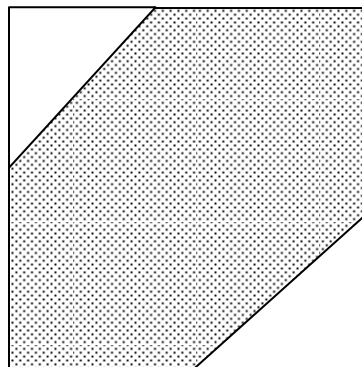


Figure B



### CENTRAL AREA:

**Art Quilters** Contact: Barbra Hall, 622-9268,  
or [rbarber21@cox.net](mailto:rbarber21@cox.net)

Where: Bella Quiltworks;

When: Third Wednesday at 10 AM

**Himmel Park** Contact: Ruth Campbell, 792-1639

Where: Himmel Park Library,

When: Third Wednesday at 6 PM

**Piecepatchers** Contact: Poagie Murray, 577-7487

Where: Sunrise/Pontatoc area (call for directions)

When: First and Fourth Thursdays, 9:30 to Noon

### EAST SIDE:

**East Side Bee Hive** Contact: Sharon Hass, 760-6074

Where: Quilter's Market, When: First Friday 2:00-4:30PM

**Eastside Evening Bee** Contact: Marty Dobkins, 289-5969,  
or [live4everwjc@aol.com](mailto:live4everwjc@aol.com)

Where: El Camino Baptist Church 7777 E. Speedway,

**When: First Thursdays of the month 6:30-9PM**

### GREEN VALLEY:

**North of the Border** Contact: Babs Phillips, 399-3427

Where: M & I Bank 270 W. Continental Green Valley,

When: Thursday 9:30 - Noon

### NORTHWEST:

**Quilting for Others** Contact: Mary Meserve, 883-4408

Where: Cactus Quilt Shop,

When: Third Wednesday, 9:30 - Noon

Theme: Tucson Charities

**Material Girls** Contact: Caroline Schau, 297-9965,  
[CarolineSchau@comcast.net](mailto:CarolineSchau@comcast.net)

Where: Rotate Homes,

When: First and Third Thursdays at 1 PM

### CONTINENTAL RANCH/TWIN PEAKS:

Contact: Merry Putney, 579-3376 (contact for updates)

Where: 9358 N. Sunflower Blossom Pl.

When: 3rd Friday at 10 AM



Quilted Hemline sewing machine/embroidery module tote system  
on wheels with cutting mat case. Many pockets. Sewing tote:  
H15XL12.5XD12. Excellent condition. \$69.00. Sari 733-1373.

## **SIGN UPS CONTINUE IN NOVEMBER!**

Hanging, Take Down, Hostesses, Selling DVD's, 2011 Quilt Show Pins and Raffle Tickets

**HANGING COMMITTEE:** Hanging Day is Thursday, January the 20th. Please help to make our show a huge success. The Hanging Committee is also looking for volunteers to chair the committee for the 2012 show. Please contact Pam Ashbaugh (850-6150) or Mary McLaughlin (760-8226) to learn more about this position. We've had fun doing it...so would you!!!

**QUILT SHOW ENTRY FORMS:** Thank you everyone for entering our Quilt Fiesta Show, except for the lady who sent me scented paper which caused much sneezing and runny nose. As of 10/19/2010, I have received 272 entries from 164 quilters. The quilt entry received list will be posted on the protected page of our website before the November meeting. Acceptance letters will be mailed before the December meeting.

**RAFFLE TICKETS:** Members, please pick up your Raffle Ticket packets at the guild meetings. Due to the high cost of postage and cost cutting measures of the Guild, we will NOT be mailing packets to members who haven't picked them up. It will be each member's responsibility to pick them up. Contact Pat Morris at [morrispc@yahoo.com](mailto:morrispc@yahoo.com) if you need yours mailed.

**TAKEDOWN:** A big thank you to those of you who have already volunteered to help take down the show. We need more people in the planning stage ... the committee! This does not include lots of meetings. Most of our ideas and plans will be generated by email and phone. So if you'd like to add your 2¢ and make takedown run more efficiently, contact me at [tabfull@aol.com](mailto:tabfull@aol.com), 574-9272 or my cell 360-9019. Our most immediate need is someone to handle sign-ups at the Tuesday night meetings. This is a very easy, very important job and will start with the October meeting. If you're interested, contact me ASAP. Thank you. Adrienne Bortell

**HANGING:** We are still looking for 2 to 3 people to do Hanging for 2012. Would like a commitment in place by October so they can work with 2011 hanging committee, please contact Pam Ashbaugh at 850-6150 or Mary McLaughlin at 760-8226 for details on the job.

**Where are your treasured quilts?** There's been much interest in submitting a quilt; we have applications, but we need more. Please consider sharing your vintage or utility quilt for *Quilt Fiesta's* 2011 Bed Turning.

Contact Sue Franklin at 520.825.3962 (cell 520.490.4721) or [suevette63@comcast.net](mailto:suevette63@comcast.net), or Judy Breneman at 520.730.0114 or [quilthistory@att.net](mailto:quilthistory@att.net) or Kay Long at 520.323.0091 or [kay@specialkay.com](mailto:kay@specialkay.com) with questions. Applications (available on the Guild website) are due to Sue on or before **November 10<sup>th</sup>**. Be sure to include the two required 4 x 6 photographs.

Thanks to those of you who have already submitted an application!

**JUDGING:** Links to *Nancy Arseneault's monthly series of articles about judging are available on the guild's website:* <http://tucsonquiltersguild.com>. The links are located under the section entitled Quilt Show meetings which in turn is located beneath the 2011 Raffle Quilt, Desert Rose, on the public section of the website. The following is a taste of this month's posting:

### **BEHIND CLOSED DOORS... YOUR STEP BY STEP GUIDE TO SHOW JUDGING**

Every January, the Guild takes custody of over 300 precious quilts and it is a huge undertaking. An army of volunteers is required. We do our very best to respect and protect your handiwork...each quilt show volunteer takes their responsibility seriously. **YOU CAN HELP US BY FOLLOWING THE SUBMISSION INSTRUCTIONS CAREFULLY.** All the information you'll need on how to label and package your entry will be included in your acceptance letter.

## TQG BOARD AND COMMITTEES

<b>President:</b>	Kathy Harris 615-0541, 370-4323 cell
<b>Vice President:</b>	Marie Morris 623-0123
<b>Secretary:</b>	Sally Dickinson
<b>Treasurer:</b>	Joan Swanson 297-8433
<b>Quilt Show:</b>	Mary Bazzano Donata Pfisterer Kathy Zimmer
<b>Members at Large:</b>	Nancy Landon 722-8576 Sue Franklin 825-3962
<b>Endowment/Donations:</b>	Carolyn Moser 760-7741
<b>Membership:</b>	Colleen Babcock 405-5478
<b>Programs:</b>	Joline Albaugh 822-1485 Judy Kinter-Gilmartin
<b><u>Committees:</u></b>	
<b>Bears:</b>	Margaret Newman 883-4408
<b>Bees:</b>	Laura Cotter 298-3841
<b>Block of the Month:</b>	Kay Hendricks 325-4509 Evelyn George 325-0166
<b>Corresponding Secty:</b>	Shellie Whitman
<b>Education:</b>	
<b>Guild Pins:</b>	Patty Kruse 885-2069
<b>Historian:</b>	Karen Kelter 319-0326
<b>Hospitality:</b>	Vicki Oberg 531-5385
<b>Library:</b>	Donata Pfisterer 760-0309 Kathryn Wald 749-4772
<b>Newsletter:</b>	Margaret Newman 883-4408
<b>NQA:</b>	Jo Cady-Bull 326 4572
<b>Place Mats:</b>	Helen Cushing
<b>Parliamentarian:</b>	
<b>Quilt-a-thon:</b>	Mary Bazzano, Evelyn George, Kathryn Wald
<b>Quilting for Others:</b>	Mary Meserve
<b>Raffle Quilts: 2011</b>	JoAnn Hinchliff
<b>2012</b>	Kathryn Wald
<b>Website:</b>	Meg Silvern 572-1984

## NEWS FOR and ABOUT MEMBERS

**EMAIL LIST:** The Guild now has a mailing list for easy communication with the members. Please log into the protected area of the website and put your name and email address into the box at the top of the page. After doing this, you will receive an email. You must click on the link after making the link into one long line. If this works, you will receive another email saying you were successful. If you have any problem with this, email me at [quilter@tucsonquiltersguild.com](mailto:quilter@tucsonquiltersguild.com). Meg Silvern

**NEW MEMBER GATHERING:** New Members—come help us judge the Ugly Fabric Challenge on Thursday, November 4, 2010, 6:00-7:30pm at the Parrish Hall. We will serve light refreshment, spend some time talking about what the Tucson Guild is and getting to know the Board of Directors and Committee Chairs.

### Quilt Show and Sale

Artist of the Month Gallery at the Unitarian Church, 4831 E. 22nd Street, is displaying a show and sale of quilts and other quilted works. The opening will be on Sunday, November 7, from 11:30 a.m. to 1:00 p.m., and everyone is welcome. The Gallery hours otherwise are: 9:00 a.m. to 1:00 p.m., Tuesday through Friday each week. The show will be up throughout the month on November. Members of the Tucson Quilters Guild who have work in the show are Jackie Barnes, Susan Call and Rita Watkins.

**PLACEMATS ARE ON HOLD UNTIL WE FIND A RECIPIENT ORGANIZATION.**

INTERESTED IN A JOINING A CO-OPERATIVE TO SELL YOUR WORK AT THE QUILT SHOW? An informational meeting was held on September 12th for those interested in forming a cooperative to sell items at the Guild's quilt show. The cooperative is intended to replace the Gift Gallery. Information is available on the Guild's website under "co-operatives." If you are interested in participating, contact individuals listed there directly as neither the guild nor the co-chairs of the show will be involved. If you are a co-operative and want to purchase booth space contact Swan Sheridan, [swantgg@yahoo.com](mailto:swantgg@yahoo.com), the quilt show vendor chair for an application. If you are interested in purchasing or borrowing inventory from the Gallery, contact Jo Cady-Bull, [mjcadyy@g.com](mailto:mjcadyy@g.com).

## LIBRARY

**Tuesday Evening Meetings:** Open from 5:30 to 7pm only.  
**Wednesday Morning Meetings:** Open from 8:30 to 9:30 and during the break.  
**To renew books:** call Donata Pfisterer the day before the meeting at 733-9557 or email her at [donatap@photonengr.com](mailto:donatap@photonengr.com).

The submission deadline for articles for the December Newsletter is Monday, November 20.  
Articles should be sent to :  
[newsletter@tucsonquiltersguild.com](mailto:newsletter@tucsonquiltersguild.com)



## Block of the Month

Congratulations to the winners of the stunning purple, turquoise and gold "Arrowhead Nine-Patch" blocks at the October meetings! Marie Kozlowski (Tuesday) and Gayle Brown (Wednesday) each took home 10 beautiful blocks--have fun using them, ladies!

At our meetings in November we'll have the drawings for your 'Homecoming Star" blocks, so be sure to make some in rich Fall colors and bring them to enter. You could be a lucky winner, just in time to make a cozy quilt for yourself or someone special! The pattern was in the October newsletter.

And in this newsletter, look for the pattern for the "Christmas Star" block for our December drawings. Make these in traditional green, red and cream holiday prints of your choice. The star points make a wreath-like shape around a plain center square or fussy cut motif. These pretty blocks can stand alone, but they also combine well with other Christmas blocks --so make some for the December drawings --you might win a bunch and be well on the way to making that Christmas quilt!

If you're a new member and would like more information about Block of the Month, please stop by our table at the meetings--we love to meet you! We have free copies of the current patterns, plus annual Block of the Month pattern sets from the past 8 years (only \$5 per set, with color covers). Reminder: November is the last time this year we will have the pattern sets for sale, so if you need any for gifts, be sure to get them now!

Also, did you know that Kay can e-mail you the measurements for converting our 12" blocks to a 6" size? If you'd like to make the smaller size for yourself, be sure to add your name to her list. (Only the 12" size can be entered in the Block of the Month drawings, however).

We hope you are enjoying Block of the Month as much as we are!  
Happy Quilting, from Evelyn George and Kay Hendricks

Sadly, we must announce the passing of long-time member, Verna Clark. She passed away on Sunday, October 24th.

**WE HAVE TEDDY BEARS!** A new batch of teddy bears have arrived. We will have a few available at the Quilting for Others table at the November guild meetings. Stop by and check out our new soft furry friends!

## UP COMING VOTES

### TO BE VOTED ON AT THE NOVEMBER MEETINGS:

Amendment to Article VIII, Section 4:

- Currently reads: At the January General Meeting nominations will be taken from the floor for the two Members-at-Large positions. At the February General Meeting additional nominations may be taken and a paper ballot election will be held for those two positions.
- Changed to: At the January General Meeting, in odd numbered years, nominations will be taken from the floor at the night General Meeting, for one Member-at-Large position to represent the night membership. At the January General Meeting, in even numbered years, nominations will be taken from the floor at the day General Meeting, for one Member-at-Large position to represent the day membership. At the February General Meeting, additional nominations may be taken (for the appropriate year) and a paper ballot election will be held for the vacant position.

### Admission Fee for Members at the 2011 Quilt Fiesta


**We will now charge \$5.00 per day to enter the quilt show if a member is not working for a quilt show committee, or taking a hostess shift. If you work one day and then attend the show the following day you will be charged \$5.00. You will need to show a current membership card to receive the discounted \$5.00 ticket.**

*If you have any questions please contact Kathy Zimmer, Mary Bazzano, or Donata Pfisterer*

## Block of the Month - December 2010

### "Christmas Star" (unfinished size 12½")

Here's a pretty wreath-like star for the Holidays! We like it in red and green, with a cream colored background. Solid appearing backgrounds and smaller scale prints work well. This block is easier than it looks! Use our quick-piecing shortcuts, and remember to square up the slightly oversized triangle units to just the perfect size, and they'll go together with ease. If you like, switch the positions of the red and green, or use additional fabrics for a scrappier look.



#### Cutting:

Green – two 5½" squares and four 3" squares

Red – one 5½" square and four 2½" squares

Cream – one 5½" square, one 4½" square, four 3" squares and four 2½" squares

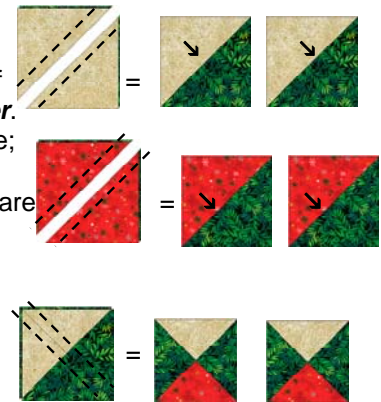
#### Quarter-Square Triangle Units:

Use the 5½" squares (2 green, and 1 each red and cream).

Draw a diagonal line from corner to corner on the **wrong side** of the 5½" square of **Cream** fabric; place it on top of a 5½" square of **Green** fabric, **right sides together**.

Stitch ¼" away from the line, on **both sides** of the line. Cut apart on the drawn line; open up and press seams toward the green. Similarly, draw a line on **wrong side** of the 5½" square of **Red** fabric and place it **right sides together** on the other square of **Green** fabric. Stitch, cut apart, and again press toward the green. Now place each **Cream/Green** square on top of a **Red/Green** square, **right sides together** ↓

with the **Cream** triangle in the **upper** layer positioned over the **Green** triangle in the **lower** layer (and the upper green triangle will be over the lower red triangle). Nestle the seams snugly together and draw a diagonal line across each upper square, from corner to corner, **crossing** the previous seam allowance at a right angle. Stitch ¼" away from the drawn line, on **both sides** of line. Cut apart on drawn line. Press open. **This makes 4 Quarter-Square Triangle Units.**



Quarter Square Triangle Units ↑

**These Quarter-Square Triangle Units are slightly oversized: Use a square-up ruler with a diagonal line on it to trim them to 4½" square, aligning the diagonal seams from corner to corner in both directions.**

**Half-Square Triangles: Use the 4 green and 4 cream 3" squares.**

On the **wrong side** of each 3" cream square, draw a diagonal line from corner to corner. Place each on top of a 3" green square, **right sides together**, and stitch ¼" away from the line, on **both** sides of the line.



Cut apart on drawn line; open and press seams toward green.

**Makes 8 Half-Square Triangles**

**These are slightly oversized; square them up to 2½" before continuing.**

#### Corner Units:

Arrange two of the green/cream half-square triangles with 1 red and 1 cream 2½" square as shown, right, and stitch together to make a Corner Unit. Make 4 identical **Corner Units:**



#### Block Construction:

First, arrange the 4 **Quarter-Square Triangle Units** around the 4 sides of the 4½" cream square, rotating them so the red triangles are next to the center square of cream fabric, and the cream (background) triangles are at the outside edges of the block. Next, position the 4 **Corner Units** so their cream squares are at the outer corners of the block. (The star points are formed by the large and small green triangles, as shown in the block illustration at top of page.) Finally, when all parts are correctly positioned to form the star, stitch them together into 3 rows, then stitch rows together to make the block.



Tucson Quilters Guild, Inc.  
PO Box 14454  
Tucson, AZ 85732-4454

For information regarding membership email the Membership Director, Colleen Babcock, at [membership@tucsonquiltersguild.com](mailto:membership@tucsonquiltersguild.com) or call her at 405-5478.

### The Guild Basics

<b>Who:</b>	All Members
<b>What:</b>	<p><b>Business Meeting</b>—First Wednesday of every month in the Church Classroom</p> <p><b>General Meetings</b> - second Wednesday of the month in the morning or the Tuesday evening preceding the second Wednesday - in the Parish Hall.</p>
<b>When:</b>	<p><b>Business Meeting</b> — 9:30 AM ~ 10:30 AM</p> <p><b>General Meetings:</b> Tues Evening—7:00~9:30 PM. Wednesday—9:30 AM~12:00 PM</p>
<b>Where:</b>	St Frances Cabrini Church 3201 E. Presidio Near Fort Lowell and Country Club
<b>(How):</b> Parking	<p>Guild members are asked to refrain from parking in the spaces in front of the Parish office; the Church wants these spaces to remain open for Church members who have business to attend to in the office. This is the small building to the east of our meeting room. <b>PARKING NOTICE:</b> Tuesday evening attendees: The Church's Family Classes are in session again, so PLEASE DO NOT PARK IN THE FRONT LOT. Use the side or back lot.</p>
<b>Why:</b>	Come to get involved with all aspects of the Guild, to make new friends, learn new quilting skills, share, but most of all, to have <b>FUN</b> .