



FIESTA NEWS!



Business Meeting *Wednesday, September 1, 2010 9:30 AM*
General Meetings *Tuesday, September 7, 2010 7:00 PM*
Wednesday, September 8, 2010 9:30 AM

A Little Bit about Kim Diehl

With just the third quilt she'd ever made, self-taught quilt maker Kim Diehl entered and won *American Patchwork & Quilting* magazine's "Pieces of the Past" challenge in 1998. This win took her life down a new and unexpected path, and with her fourth quilt, Kim began publishing her original designs. In the years since, Kim's work has been published in numerous national and international magazines.

With her new-found hobby quickly blossoming into a career, Kim realized that she needed to complete her quilts more quickly to meet her ever increasing deadlines. Although she loved using traditional needle-turn methods, Kim began experimenting with invisible machine appliqué. She soon developed a technique that enabled her to complete her appliqué in a fraction of the time and was delighted to see that it still had the appearance of being hand sewn—Kim has seldom needle-turned a seam since!

Kim makes her home in scenic Idaho with her husband and daughters and her frequently spoiled little dogs.

PRESIDENT'S MESSAGE

The heat of the summer is waning, the crisp air of the fall is just around the corner. Like many of you, I've had a chance to get out of the heat, albeit for me it was just a few days. Just last week I flew to Seattle on a 'whirlwind' trip, and even managed to make it to where I could fondle and yes, purchase fabric! The bonus was not only did I get to visit with my sister who quilts, but I got to chat a bit with a clerk who has been to our quilt show! Yes, even in Washington we have fans! She had been here with her friend and told me she was 'very impressed' with the quality of the Tucson's Quilt Fiesta! She asked me if I was a guild member, and if so if I had my card with me I could get a discount. Hmmm, I don't often travel with my membership card...but wait!! I had my Visa Debit card from the Guild..would that work? That was good enough for her as it did say, 'Tucson Quilters Guild' and my name. Bonus!! Not only did I get to take a couple of hours to be quilting, being a member paid off! (no, I did NOT make my purchase on the guild's card!) Moral of this story is to always carry your guild membership card with you!

Things are looking better for our Guild. We're moving right along with our Finance Committee helping to guide our spending and saving,. They've made some recommendations which we've implemented: we've cut out the large monetary donations to outside groups, we're going to increase the workshop and guest fees, we've turned over the gifts to the Endowment committee, and for those of you who have not heard, we've eliminated the Gift Gallery as part of the show. Unfortunately for the 11 years it's been part of the show it's always been in the red. This year in its place we can offer a vendor booth for the people who wish to form a co-op and sell their items, and have more vendors in the same space. A lot of research went in to this decision, and sometimes these drastic changes have to be made for the good of the organization. Slowly but surely we're making headway towards a more fiscally sound guild.

My goal for September is to have a Nominating Committee in place. Please consider assisting us to find your new Board of Directors that will be elected in February. Be sure to come prepared to vote on the by-laws changes that will be presented at the September meeting!

THANK YOU ALL for making the Tucson Quilters Guild a nationally known guild!

Kathy Harris, President

CALL FOR NOMINATING COMMITTEE: It's that time of year for the Guild to start thinking about the people you'd like to have run our fine guild. I'm calling for volunteers to form the Nominating Committee for the 2011-2012 year. Your duties would be to contact people who may be interested in being on our Board of Directors. See me at the September General meeting to add your name to the list of volunteers for this position. Kathy Harris

UPCOMING SPEAKERS

2010

September: Kim Diehl
 October: Barbara Oliver Hartman
 November: Sue Nickels

2011

February Hollis Chatelain
 March Peggy Martin
 April Sue Benner
 May Suzanne Marshall
 June David Taylor
 September Sue Spargo
 October Pam Allen
 November Cindy Needham

2012

February Paula Nadelstern
 March Susan Cleveland
 April Carol Taylor
 May Karen Eckmeier
 June Sherrill Kahn
 September Karen Kay Buckley
 October Jane Davila
 November Margaret Miller

2013

February Larkin Van Horn

PRESIDENT'S CHALLENGE: This year, the President's Challenge is GEMS AND MINERALS. Be sure to put your thinking caps on and get a stitching! The guidelines are on the website, or available from the Quilt Show table at the Guild Meetings.

UGLY FABRIC CHALLENGE: New Members— your entries are due no later than October 13, 2010. Turn in entries at the Membership table at either the September or October meetings. Please contact Colleen Babcock at 405-5478 if you need to make alternate arrangements for submitting your entry. Additional information is available at <http://tucsonquiltersguild.com/uglyfabric4-6-2010.pdf>

QUILT -A-THON: WOW! Another fun day for the 14th annual Quilt-A-Thon. Two members came from Casa Grande, another woman from Cottonwood; others brought friends (who became members) and some brought their granddaughters. Even the Arizona Star showed up.

Seventy quilts were completed with another forty or more that people took home to finish. We will have 100 quilts and 100 pillow cases for the Gospel Rescue Mission. Lilly Mees, from the Gospel Rescue Mission, told us a little about their work. She was impressed with what we do and enjoyed talking with our members.

Thank you to Nancy Landon and Colleen Babcock for demonstrating how to make the pillow cases. And thanks again to all of our members for everything you do for the Guild.

Mary Bazzano

ALL ABOUT PROGRAMS

KIM DIEHL: September 7 & 8 Lecture: A Simple Trunk Show
 September 9 Workshop: Bittersweet Briar *Full: wait list only*
 September 10 Workshop: Feathered Stars *Full: wait list only*

BARBARA OLIVER HARTMAN: October 12 & 13: Evolution, Revolution
 October 14 Workshop: Southwest Wallhanging *6 spaces available*
 October 15 Workshop: Mandala: Quilts That Heal *Full: wait list only*

SUE NICKELS: November 9 & 10: Machine Quilting for Today's Quilts
 November 11 Workshop: Machine Appliqué: Flower Basket *Full: wait list only*
 November 12 Workshop: Machine Quilting: Traditions *Full: wait list only*

Holiday Tea December 7 & 8 **Holiday Tea** *No workshops*

HOLLIS CHATELAIN February 8 & 9: Influences of Africa
 February 10 Workshop: Painting Images with Dyes *2 spaces available*
 February 11 Workshop: Quilt Line as the Third Design Aspect *2 spaces available*

Registration opens six months in advance of each workshop at the Business Meeting. The class fee for members in 2010 remains at \$40. The fee will be \$50 in 2011. The fee for non-members is \$75. More information on class policies and fees is available on the website.

QUILT FIESTA! NEWS, NEWS, NEWS

Note from the Editor: With the approach of Quilt Fiesta! the newsletter is devoting more and more space to articles pertaining to the show. See page 4 for additional information.

HAVE YOU READ THESE? Be sure to check out Nancy Arseneault's article on judging which are posted on our website.

HANGING: Still looking for 2 to 3 people to do Hanging for 2012. Would like a commitment in place by October so they can work with 2011 hanging committee, please contact Pam Ashbaugh at 850-6150 or Mary McLaughlin at 760-8226 for details on the job.

BED TURNING: "Quilts of cheap material, about seven feet long by fifty inches wide" and "comfortables 8 feet long, 4 feet wide, of cheap, dark prints, wadded with cotton" both desires of the Sanitary Commission during the Civil War. You may not have those quilts, but do you own a vintage quilt? The Bed-Turning Committee would love to share your heirloom at *Quilt Fiesta's* 2011 Bed-Turning.

Please contact Sue Franklin at 520.825.3962 or suevette63@comcast.net with questions. Applications for the Bed-Turning are on the Web and will be available at the September meetings. The application deadline is November 10th.

TAKEDOWN: We are getting a committee together to manage takedown. Our intention this year is to organize it so well in advance that it will be as efficiently run as Hanging. If you would like to be part of that goal and/or you can provide some input, please contact me online at tabfull@aol.com or call my cell – 360-9019.
Adrienne Bortell

AIDS Memorial Quilt Display Sunday, October 17, 2010 8:00am-Noon

As part of the 22nd annual AIDSWALK '10 Tucson, 12 AIDS Memorial Quilt blocks twelve foot square will be displayed at the University of Arizona Central Mall near the Student Union. More information is available at <http://www.aidswalktucson.org/event-info.php>.

If interested in making a panel for the AIDS Memorial Quilt more information will be available at AIDSwalk at The AIDS Memorial Quilt information booth or online at The AIDS Memorial Quilt web site <http://www.aidsquilt.org/>

CENTRAL AREA:

Art Quilters Contact: Barbra Hall, 622-9268,
or rbarber21@cox.net

Where: Bella Quiltworks;

When: Third Wednesday at 10 AM

Himmel Park Contact: Ruth Campbell, 792-1639

Where: Himmel Park Library,

When: Third Wednesday at 6 PM

Piecepatchers Contact: Poagie Murray, 577-7497

Where: Sunrise/Pontatoc area (call for directions)

When: First and Fourth Thursdays, 9:30 to Noon

EAST SIDE:

East Side Bee Hive Contact: Sharon Hass, 760-6074

Where: Quilter's Market, When: First Friday 2:00-4:30PM

Eastside Evening Bee Contact: Marty Dobkins, 289-5969,
or live4everwjc@aol.com

Where: El Camino Baptist Church 7777 E. Speedway,

When: First and third Thursdays 6:30-9PM

Hearts & Hands (quilting for others)

Contact: Shellie Whitman, 390-0207, or zorachase@msn.com

Where: 22nd St. and Camino Seco area (call for directions)

When: Fourth Tuesday 1-4PM

GREEN VALLEY:

North of the Border Contact: Babs Phillips, 399-3427

Where: M & I Bank 270 W. Continental Green Valley,

When: Thursday 9:30 - Noon

NORTHWEST:

Quilting for Others Contact: Mary Meserve, 883-4408

Where: Cactus Quilt Shop,

When: Third Wednesday, 9:30 – Noon

Theme: Tucson Charities

Material Girls Contact: Caroline Schau, 297-9965,
CarolineSchau@comcast.net

Where: Rotate Homes,

When: First and Third Thursdays at 1 PM

CONTINENTAL RANCH/TWIN PEAKS:

Contact: Merry Putney, 579-3376 (contact for updates)

Where: 9358 N. Sunflower Blossom Pl.

When: 3rd Friday at 10 AM



For Sale:

Pfaff 4850 serger, used very little. \$500
Janome 8080 Sewing Machine, excellent condition, \$150
30" hardwood floor **quilting hoop**, \$100 obo
Nancy Mahan 663-4128

HAND QUILTING

Are you willing to hand quilt as a service? The public still wants quilts 'hand quilted' and our list of area hand quilters has become depleted. If you are interested in advertising your services, please email Kathy Harris at President@tucsonquiltersguild.com. Be sure to give her your contact information.

Boutique: At a meeting of the Board of Directors on Wednesday, August 4th, it was decided after much discussion, to discontinue having the Boutique (Gift Gallery) as part of the Tucson Quilt Fiesta, starting with the 2011 show. Unfortunately, the Boutique has never generated any positive income for the Guild, and in this economy, we MUST be making enough money to balance our budget. This decision was made after weighing in all the factors, the cost of the floor space, electrical, credit card machine and fees, and percentage paid to members and we found it is more than we truly can afford. Plus, getting enough willing members to commit to either entering items OR doing hostess shifts has been a struggle each and every year it's operated. I, myself have polled guilds across the country and found that only small shows have member gift galleries, and even they are few and far between. Our show is becoming a premier show in quality and size, and we must look toward the future. On the positive note, we can sell that floor space to MORE VENDORS!! If you have any questions, please feel free to address them to Vice President Marie Morris, or Members at Large, Nancy Landon or Sue Franklin.
Kathy Harris

Quilt Show Packets: The quilt show packet, which includes the quilt show entry forms, is available to download and print from our website on the password protected page. If you are unable to print it this way, the September meetings are the last chance to pick up a copy. If you plan to enter more than one quilt, please make copies of the entry form.
Joey Nakagawa

RAFFLE TICKETS: A reminder to members: Please pick up your raffle ticket packets for our beautiful quilt "Desert Rose" available at the back of our meeting room at Guild. See Pat or Phyllis. Each member is asked to sell or purchase at least one packet. Tickets are \$1 each or 6 for \$5. Included in the packet is 12 tickets, a picture of the quilt, and instructions for returning money and stubs. Please do your part in helping our Guild raise funds to provide all the wonderful things that our Guild does throughout the year.
Pat Morris and Phyllis Spalla

Hostessing: Here it is again, the reminder about Hostess sign ups. No mailing reminders this year. When you sign up (please, please sign up as soon as you can) you will receive a "Hostess Pass," color coded for your day, and an instruction sheet. That's it. No other reminders. If you put your Hostess Pass with your membership card you will always remember where it is. You must have the Pass to get in free on the day of your shift. Otherwise you pay. The Hostess Helpers will be at both AM & PM meetings with sign up sheets beginning at the October meetings.

Kids' Row: Did you help a young quilter this summer? Do you know a young quilter who'd like to have the whole world (a whole bunch of folks, anyway) see their great work? We'd love to show it off at the Quilt Fiesta this January! Kids' Row entry forms are available on-line from our website (click on Quilt Fiesta and look for the link), or call me and I'll mail one. Quilters 17 and under are eligible to enter a quilt, pillow, or other quilted project they've made. Every entrant will receive a gift. Questions? Call Laura Cotter 298-3841

Judging: *Nancy Arseneault's monthly series of articles about judging is available on the guild's website:*
<http://tucsonquiltersguild.com>. *Links to the articles are located below the dates for the quilt show meetings.*

SEPTEMBER: **THE ENTRY PROCESS:** The importance of an accurate entry form and how to take great quilt photos

Admission Fee for Members

We will now charge \$5.00 per day to enter the quilt show if a member is not working for a quilt show committee, or taking a hostess shift. If you work one day and then attend the show the following day you will be charged \$5.00. You will need to show a current membership card to receive the discounted \$5.00 ticket.

If you have any questions please contact Kathy Zimmer, Mary Bazzano, or Donata Pfisterer

TQG BOARD AND COMMITTEES

President:	Kathy Harris 615-0541, 370-4323 cell
Vice President:	Marie Morris 623-0123
Secretary:	Sally Dickinson
Treasurer:	Joan Swanson 297-8433
Quilt Show:	Mary Bazzano Donata Pfisterer Kathy Zimmer
Members at Large:	Nancy Landon 722-8576 Sue Franklin 825-3962
Endowment Committee:	Mary Perry 744-1086
Membership:	Colleen Babcock 405-5478
Programs:	Joline Albaugh 822-1485 Judy Kinter-Gilmartin
<u>Committees:</u>	
Bears:	Margaret Newman 883-4408
Bees:	Laura Cotter 298-3841
Block of the Month:	Kay Hendricks 325-4509 Evelyn George 325-0166
Corresponding Secty:	Shellie Whitman
Education:	
Guild Pins:	Patty Kruse 885-2069
Historian:	Karen Kelter 319-0326
Hospitality:	Vicki Oberg 531-5385
Library:	Donata Pfisterer 760-0309 Kathryn Wald 749-4772
Newsletter:	Nancy Clancy 818-6367
NQA:	Jo Cady-Bull 326 4572
Place Mats:	Helen Cushing
Parliamentarian:	
Quilt-a-thon:	Mary Bazzano, Evelyn George, Kathryn Wald
Quilting for Others:	Mary Meserve
Raffle Quilts: 2011	JoAnn Hinchliff
2012	Kathryn Wald
Website:	Meg Silvern 572-1984

NEWS FOR and ABOUT MEMBERS

NEW MEMBER GATHERING: The 2010 New Member Gathering is scheduled for Thursday November 4, 2010, 6:00-7:30pm. We will serve light refreshments, spend some time talking about what the Tucson Quilters Guild is and all attendees will have an opportunity to judge the New Member Ugly Fabric Challenge Quilts.

Congratulations to Karen Fisher whose piece "The Same But Different" won Best Wall Quilt in the AQS show in Knoxville in July. Images are available on the AQS web-site, and show awards info will be in their next magazine.

Arizona Quilters Hall of Fame is hosting the Annual Induction Luncheon on Sunday, September 26, at the Fiesta Resort Conference Center, 2100 South Priest Drive, Tempe. Please come as we honor and induct the founder of the Tucson Quilters Guild, Carolyn O'Bagy Davis. For information please see the Hall of Fames website at www.arizonaquiltershalloffame.org

The guild extends it's sympathies to Susan Anderson and former guild member Lori Egan who both lost their husbands. An Educational Memorial fund for former member, Sam Egan , is set up at the Tucson Health Care Affiliate Credit Union on Grant Road. Account number 17497.

LONGARM QUILTING CLASSES
with award-winning quilter
MARY VANEECKE
call 520-444-7149 or
see www.maryvanecke.com for details

Two local quilt shops have closed:

Catalina Quilting in Oro Valley closed in July.
Thimbleweed Quilts in Sierra Vista closed its retail location; Pat will continue to have a 'traveling' shop as a vendor in shows as she has moved to Montana.

LIBRARY

Tuesday Evening Meetings: Open from 5:30 to 7pm only

Wednesday Morning Meetings: Open from 8:30 to 9:30 and during the break

To renew books: call Donata Pfisterer the day before the meeting at 733-9557 or email her at donatap@photonengr.com.

The submission deadline for articles for the October 2010 Newsletter is Wednesday, September 15. Articles should be sent to : newsletter@tucsonquiltersguild.com

Block of the Month

Thanks to everyone who entered their colorful "Harlequin Stars" at the Quilt-a-thon meetings in August --it was so much fun having them "play" on the stage while we were quilting! And congratulations to our two lucky winners, Sara Rumbaugh, who won 8 blocks on Tuesday and Mary Syer, who won 16 on Wednesday!

For the September drawings, look back in the August newsletter to find the pattern for the "Road to Santa Fe" block--a pretty gold and lapis blue star with a turquoise chain effect. Be sure to make and enter one (or more!) of these in September--you could be the lucky winner this time! They'll make a really pretty quilt.

And in this newsletter, you'll find the pattern for "Arrowhead Nine-Patch," another southwest-looking star in turquoise, on a dark purple background with gold accents. This is a very versatile block, and it combines well with our other star blocks. Why not make some of these for the October drawings? Perhaps you'll win them, and get a head start on a special quilt for someone.

Did you know that Kay can E-mail you cutting directions for this year's star blocks in a 6 inch size? Sign up at the Block of the Month table, if you're interested. (The 6 inch blocks are not eligible for the drawings, however; they're just for your own enjoyment.)

In September, we'll resume sales of all the pattern sets we have left, from 2002 through 2009. Each set has a full year's worth of Block of the Month patterns, for only \$5--with a color cover showing all the blocks. What a deal! Check out our catalog--if we don't have the set you want in stock, we'll be glad to make one up for you. And, as usual at the Block of the Month table, we have free copies of the current year's blocks, in case you're a new member, or just missed one. Come by and see--we'd love to meet you and answer all your Block of the Month questions!

Happy Quilting---Evelyn George and Kay Hendricks

BY-LAW CHANGES

New members may now submit their applications at the annual Quilt Fiesta in January. The Membership Director has to have the packets to the printers before the January meeting. If a change in membership dues is approved in January, it's too late for the Quilt Show new member packets. Because of this we are recommending the following change to our By-Laws:

ARTICLE III: DUES

Section 1: Annual dues will be required of each member payable at or before the March general meeting. The amount of dues will be decided *on or before October (upon each January)* at the general meeting (s) and will not be pro-rated for members throughout the year. New members may submit membership applications with dues for the forthcoming year at the annual Quilt Fiesta in January.

This change in the By-Laws will be voted on at this month's general meetings.

At the June TQG Business meeting, the Finance Committee presented recommendations for price increases which were approved by the Board. The visitor fee for meetings with a speaker will be increased to \$5, effective September 2010. Beginning in February 2011, workshops will be \$50 for members; non-members will pay \$25 more than members (i.e., \$75). It was also recommending that membership dues for the next membership year (March 1, 2011 to February 28, 2012) be increased to \$30 with an additional fee for those who want their newsletter mailed to them. The dues increase will require a vote of the membership. You will hear more about this in September. TQG Finance Committee.


News from the National Quilting Association

NQA GRANT PROGRAM: Applications are available now for the 2010 NQA Grant Program. Applications must be received by October 15, 2010 at 4:00 p.m. for consideration. See the NQA website, www.ngaquilts.org, for more information.

MESSAGE FROM BARBARA POLSTON, EDITOR OF THE QUILTING QUARTERLY: HELP WANTED!! Do you love quilts? Are you a good writer? THE QUILTING QUARTERLY seeks assignment writers. For a complete position description, email Barbara Polston, Editor at bpolston@q.com.

Block of the Month - October 2010 © 2010 Evelyn George
"Arrowhead Nine-Patch" (unfinished size 12½")

Here is the 8th block in our Starry Sampler set—though perhaps not a true star, it does have a starry look. There is a nine-patch hiding in the center of the block—its four corners form the "points" of the four turquoise arrowheads. The bright arrowheads stand out against the deep purple background, with rich gold accents. Use our quick-piecing methods for the simple units below, and then combine them to form this striking block. You'll love having this one in your sampler set! A quilt using just these blocks will have small gold "diamonds" where the four triangles come together at the block intersections. (If you make a bunch of these to use as alternate blocks in a quilt, you could try leaving off the corner triangles, for a different effect.)



Cutting:

Dark Purple (background): 4 rectangles 3½" x 6½"; 4 squares 3½" x 3½"; 4 squares 2½" x 2½"

Bright Turquoise (arrowheads): 12 squares 2½" x 2½"

Dark Gold (accents): 5 squares 2½" x 2½"

--Use ¼" seam allowances unless otherwise noted.

Nine-Patch Center Unit:

Arrange the four 2½" purple squares, four of the 2½" turquoise squares, and one 2½" gold square to form a nine-patch, as shown at right.

(Note: the turquoise squares are in the outer corners of the nine-patch.)

Stitch together into 3 rows; press seams toward the purple squares.

Then stitch the rows together to make the Nine Patch Center Unit; press final row seams toward the center row in the block.

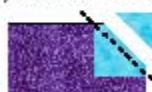


Nine-Patch Center Unit
(make 1)

Star Point Units: Using the four 3½" x 6½" purple rectangles and eight 2½" turquoise squares, make Star Point units as follows: Position the purple rectangle horizontally in front of you. Line up a turquoise square on top of the upper right corner of the purple rectangle, with right sides together. Stitch diagonally across the turquoise square from corner to corner, at the angle shown (you can draw the stitching line first, if that is helpful). Trim off outer corner, leaving a ¼" seam allowance. Press open, pressing seam allowance toward corner (pressing is indicated by arrows). Next, place another turquoise square on the upper left corner of the same purple rectangle. Stitch at the angle shown. Trim and press as shown, to make one Star Point Unit. Make 4 of these; each has 2 turquoise triangles which make the star points (and part of the arrowheads).




stitch



trim



press



stitch



trim; press



Star Point Unit
(make 4)

Corner Units:

Line up a 2½" gold square on top of one corner of each 3½" purple square, with right sides together, and stitch diagonally across the gold square at the angle shown, right. Trim, and press toward the corner. Make 4 of these Corner Units; each has one gold triangle.



Corner Unit
(make 4)

Assemble the Block:

Arrange the 4 Star Point Units around the Nine-Patch Center Unit, with turquoise star point triangles touching the turquoise corner squares of the center unit so they form the arrowheads. Position the 4 Corner Units so that each gold triangle is at the outer corner of the block. When all units are arranged so they match the illustration at top of page, stitch them together into 3 rows, pinning exactly at the seam allowance where the angled seams need to match the straight ones. Press row seams in alternate directions. Again, pin to match seams, and stitch the rows together to make the **Arrowhead Nine-Patch** block.



Tucson Quilters Guild, Inc.
PO Box 14454
Tucson, AZ 85732-4454

For information regarding membership email the Membership Director, Colleen Babcock,
at membership@tucsonquiltersguild.com or call her at 405-5478.

The Guild Basics

Who:	All Members
What:	Business Meeting —First Weds of every month in the Church Classroom General Meetings - second Wednesday of the month in the morning or the Tuesday evening preceding the second Wednesday - in the Parish Hall.
When:	Business Meeting — 9:30 AM ~ 10:30 AM General Meetings: Tues Evening—7:00~9:30 PM. Wednesday—9:30 AM~12:00 PM
Where:	St Frances Cabrini Church 3201 E. Presidio Near Fort Lowell and Country Club
(How): Parking	Guild members are asked to refrain from parking in the spaces in front of the Parish office; the Church wants these spaces to remain open for Church members who have business to attend to in the office. This is the small building to the east of our meeting room. We are welcome to park in any of the other spaces on the church property.
Why:	Come to get involved with all aspects of the Guild, to make new friends, learn new quilting skills, share, but most of all, to have FUN .