



FIESTA NEWS!

Business Meeting Wednesday, July 7, 2010 9:30 AM
General Meetings Tuesday, July 13, 2010 7:00 PM

First Quilt/Last Quilt

and a Book Which Helped Along the Way



The July program will feature a few of the talented and diverse members of our guild who will tell the stories of their own quilting journeys.

Jon Lundberg has graciously agreed to be the Master of Ceremonies of our program. He is a Lansing, Michigan native, who has had an unusual and colorful career as the top announcer in the fast-paced world of drag racing. His exploits are legendary in that world and his voice is well-known to radio and TV audiences throughout North America. He was the track announcer for all the major national events. In 2008, he was inducted into the International Drag Racing Hall of Fame. Jon now lives in Oro Valley. As the owner of Southwest Valuations he applies his automotive expertise to appraise the value of rare collector cars. Many of these cars run well into six figures.

For our July meetings if there are any car nuts at home, please invite them to join us for this meeting as Jon is sure to spice up quilt talk with some car talk analogies. This promises to be a fun and interesting program!

PRESIDENT'S MESSAGE

The summer heat is upon those of us who live in Tucson year round. I hope you are all working hard on your projects in the cool of the A/C's!

I was shopping for groceries when a woman stopped me and said, 'You're with the Quilt Guild, right?'. She is our liaison for the Kidney Foundation and Desert Dialysis. She told me some stories of how our Cases for Kids project touched the lives of some of the patients who attended the camp for children with cancer, and how the small quilts are used while someone is receiving dialysis.

These types of stories are the ones which warm my heart. The stories of how one item may bring some joy to the life of a person who has nothing at all, or how a bright pillowcase helped calm a child who may not have many bright days left. I know we often just drop off the quilts/cases/pillows or bears to the back table, but eventually they will have a wonderful story to tell. The bear you dressed might be the one a frightened child will grasp when being taken away from a horrible situation. The pillowcase you made might be the one a child will focus on when all they are surrounded with is the sterile white walls of an isolation room. That quilt you made might be the one that is wrapped around a man who has no family to comfort him when his memory fades away. Our hands may make the items we give, but eventually it's the love we secretly hide in them that comes out and touches a life.

Please join us in August for the Quilt A Thon. You can have tons of fun while working on an item that will touch someone's heart. Kathy Harris, President

At the June TQG Business meeting, the Finance Committee presented recommendations for price increases which were approved by the Board. The visitor fee for meetings with a speaker will be increased to \$5, effective September 2010. Beginning in February 2011, workshops will be \$50 for members; non-members will pay \$25 more than members (i.e., \$75). It was also recommending that membership dues for the next membership year (March 1, 2011 to February 28, 2012) be increased to \$30 with an additional fee for those who want their newsletter mailed to them. The dues increase will require a vote of the membership. You will hear more about this in September. TQG Finance Committee.

UPCOMING SPEAKERS

2010

July.....First Quilt/Last Quilt
 September:..... Kim Diehl
 October:..... Barbara Oliver Hartman
 November:..... Sue Nickels

2011

February Hollis Chatelain
 March..... Peggy Martin
 April Sue Benner
 May..... Suzanne Marshall
 June..... David Taylor
 September..... Sue Spargo
 October..... Pam Allen
 November..... Cindy Needham

2012

February Paula Nadelstern
 March Susan Cleveland
 April Carol Taylor
 May Karen Eckmeier
 June Sherrill Kahn
 September Karen Kay Buckley
 October Jane Davila
 November Margaret Miller

2013

February Larkin Van Horn

QUILT FOR A CAUSE LONG BEACH QUILT SHOW BUS TRIP

Let's escape the July heat together!

Quilt for a Cause is sponsoring this fun- filled 4-day trip to Long Beach from July 22-25, 2010. There only a few seats left on the bus.

The trip includes a 3-night stay at the lovely Long Beach Hilton Hotel that is just a few blocks away from the quilt show. Also included is a 2-day entry pass into the show, snacks, and door prizes created by Evelyn George. Carol Zupancic, Quilt for a Cause VP has already designed a very thoughtful gift for each passenger on the bus. In addition we will visit Monica's Quilt and Bead Creations in Palm Desert and Rosie's Quilt shop in San Diego

Further details and the registration form can be found on our website: quiltforacause.org. Click on the Long Beach Bus Tour on the homepage. For questions, please call Jeannie Coleman

Tote Bags

There will be a limited number of Tucson Quilters Guild 'collector' tote bags for sale during the September General meeting. Be sure to stop by and see Wanda Pinter (or her designee) to purchase YOUR tote bag!

ALL ABOUT PROGRAMS

Program Directors, Joline Albaugh and Judy Kintner-Gilmartin, welcome your interest in the Guild's upcoming workshops:

JON LUNDBERG July 13 & 14 Nationally known radio/TV announcer will be Master of Ceremonies for First Quilt/Last Quilt and a Book which Helped Along the Way. The Program Directors are asking for transportation-themed (automobiles, trains, plains, etc.) quilts to be shown in "Drag and Brag."

KIM DIEHL: September 7 & 8 Lecture: A Simple Trunk Show
 September 9 Workshop: Bittersweet Briar *Full: wait list only*
 September 10 Workshop: Feathered Stars *Full: wait list only*

BARBARA OLIVER HARTMAN: October 12 & 13: Evolution, Revolution
 October 14 Workshop: Southwest Wallhanging *6 spaces available*
 October 15 Workshop: Mandala: Quilts That Heal *Full: wait list only*

SUE NICKELS: November 9 & 10: Machine Quilting for Today's Quilts
 November 11 Workshop: Machine Appliqué: Flower Basket *Full: wait list only*
 November 12 Workshop: Machine Quilting: Traditions *Full: wait list only*

Holiday Tea December 7 & 8 **Holiday Tea** *No workshops*

As a reminder, all upcoming speakers for 2010, 11, and 12 are posted on the website. Registration opens six months in advance of each workshop at the Business Meeting. Member tuition of \$40 per day is non-refundable. Complete registration details are posted on the website.

CENTRAL AREA

Art Quilters Contact: Barbra Hall, 622-9268, or rbarber21@cox.net

Where: Bella Quiltworks; When: Third Wednesday at 10 AM

Himmel Park Contact: Ruth Campbell, 792-1639

Where: Himmel Park Library, When: Third Wednesday at 6 PM

EAST SIDE

East Side Bee Hive Contact: Sharon Hass, 760-6074

Where: Quilter's Market, When: First Friday 2:00-4:30PM

Eastside Evening Bee Contact: Marty Dobkins, 289-5969, or live4everwjc@aol.com

Where: El Camino Baptist Church 7777 E. Speedway, When: First and third Thursdays 6:30-9PM

Hearts & Hands (quilting for others) Contact: Shellie Whitman, 390-0207, or zorachase@msn.com

Where: 22nd St. and Camino Seco area (call for directions) When: Fourth Tuesday 1-4PM

GREEN VALLEY

North of the Border Contact: Babs Phillips, 399-3427

Where: M & I Bank 270 W. Continental Green Valley, When: Thursday 9:30 - Noon

NORTHWEST

Quilting for Others Contact: Mary Meserve, 883-4408

Where: Cactus Quilt Shop, When: Third Wednesday, 9:30 – Noon

Theme: Tucson Charities

Material Girls Contact: Caroline Schau, 297-9965, CarolineSchau@comcast.net

Where: Rotate Homes, When: First and Third Thursdays at 1 PM



Brother Quattro sew/embroidery machine

Top of the line, excellent machine, just serviced June 2010, with lots of extras, including the luggage. Retail new for \$8,000.00 will sell for 4500.00. You won't be disappointed. Call Kathy at 721-0398 or email kathleensiegrist@yahoo.com

Pfaff Sewing and Embroidery Machine Creative 2140 updated to 2170.

Low mileage, verified. Maintained in August 2009. All standard feet plus 7 extra ; a LOT of bobbins; rolling needlepoint carriers for both the machine and the embroidery module. \$1499.00. Francine Shacter, 529-4735.

Advertising

Members: \$5.00 for small want ads for
Quilting/sewing related items
Quilt related businesses:
\$25 business card size
\$50 1/4 page



AMERICAN
PROFESSIONAL
QUILTING SYSTEMS

**Want to do your own machine quilting but
tired of squeezing that BIG quilt through
your SMALL domestic machine?**

**Think you don't have enough space or the
budget for a longarm machine?**

APQS George is the answer! George is a stationary, sit down longarm machine which allows you to threadpaint and to quilt even large quilts with greater control and comfort. This free motion machine boasts a generous 20" throat space. The sturdy cabinet is on casters and, when you're done quilting, it folds down to occupy just 60" x 23" of floor space.

Nancy Arseneault is the Arizona dealer for the APQS George. Make your appointment to take him for a test drive soon. Call Nancy (520) 990-4620 or email her: quiltmaker.nancy@gmail.com

QUILT SHOW NEWS

Raffle Tickets for our beautiful Raffle Quilt "Desert Rose" are available at the back of the room from Pat Morris or Phyllis Spalla. Each member is asked to sell or purchase themselves at least one packet of 12 tickets, a picture of the quilt and instructions to return money and stubs. Tickets sell for \$1 each or 6 for \$5.00. Members can also turn in their stubs and money for tickets already sold and they can pick up ADDITIONAL tickets. Thanks, members for doing your part in helping raise funds to provide all the wonderful things our Guild does for us throughout the year!

Boutique: Have you made a quilt or two and didn't know what you were going to do with them? Used your scrap material to make something wonderful and no place to sell it? The Boutique, aka, Gift Gallery, is open for all members who wish to sell one item or many at the quilt show. All that is required is a signed contract by November's meeting, \$12.00 registration fee and your beautiful hand crafted items that are quilting or sewing/fabric related. Each person who sells in the Gift Gallery will be required to work 1 two hour shift and will be charged 15% on the sale of your merchandise to cover the expenses of the Gift Gallery to include the space, poles, tables, curtains, bag, tags, man power, and such for the gift Gallery space.

Committee chairs: Delilah Peebles, Jain Barrett, and Shellie Whitman

Hostessing: This is a repeat of the May notice but we wanted to publish it again in case you missed it or forgot:

Hostessing sign ups begin in October but there is "**news**" you need to know now. We will not be mailing out postcards or letters reminding you of your shift. This year, as you sign up, you will be given a color coded "Hostess Pass" and an instruction letter. Please add your name and shift time to the pass and put the pass with your membership card. THIS IS THE ONLY REMINDER YOU WILL RECEIVE. You must have this pass to get in free on the day of your shift. Thank you for your understanding, Hostess committee, Pat Dutt and Kathy Hutcheson.

Bed-Turning: From Grandmother's Attic to **Quilt Fiesta**, 2011. Is your treasured quilt a humble scrap bed covering or is it a sophisticated Baltimore Beauty? Whatever it is, consider entering your vintage quilt in next year's **Bed Turning**.

A Bed Turning provides a unique way to display varied quilts that are layered on a bed and then showcased individually for viewing. A narrator describes the quilt's history and provenance as each quilt is displayed. For the audience, it's an exceptional opportunity to view disparate heirloom quilts for similarities and differences. It's amazing what treasures lurk in attics, antique shops, estate and garage sales. Applications to submit one of your cherished quilts will be available on the Guild web site and at fall meetings. Meanwhile, please contact Sue Franklin at 520.825.3962 or 520.490.4721 (cell) (suevette63@comcast.net) with questions. Thank you!

Judging: *Included here is an excerpt from Nancy Arseneault's monthly series of articles about judging. The complete article is available on the guild's website: <http://tucsonquiltersguild.com>.*

July: FIRST IMPRESSIONS. This article includes some advice on good design for show quilts as well as information on how to make sure your quilt has VISUAL IMPACT...one of the things the judges will evaluate. An excerpt follows:
"...the judges have very little time to study and appreciate all the hard work we've invested in our quilt's design and construction. In the course of two days, the judges will provide written feedback on as many as 230 quilts. Approximately 80 of those quilts will receive ribbons. Are all quilts wonderful? In my book, the answer is yes, whether they win prizes or not. Our quilts, both traditional and original, express our feelings. Even better, the complexity of our craft allows us unlimited potential to challenge ourselves and to grow. We learn valuable lessons from each project that we complete...we even learn important lessons from the quilts we do **not** complete."

Admission Fee for Members

We will now charge \$5.00 per day to enter the quilt show if a member is not working for a quilt show committee, or taking a hostess shift. If you work one day and then attend the show the following day you will be charged \$5.00. You will need to show a current membership card to receive the discounted \$5.00 ticket.

If you have any questions please contact Kathy Zimmer, Mary Bazzano, or Donata Pfisterer

TQG BOARD AND COMMITTEES

President:	Kathy Harris 615-0541, 370-4323 cell
Vice President:	Marie Morris 623-0123
Secretary:	Sally Dickinson
Treasurer:	Joan Swanson 297-8433
Quilt Show:	Mary Bazzano Donata Pfisterer Kathy Zimmer
Members at Large:	Nancy Landon 722-8576 Sue Franklin 825-3962
Endowment Committee:	Mary Perry 744-1086
Membership:	Colleen Babcock 405-5478
Programs:	Joline Albaugh 822-1485 Judy Kinter-Gilmartin
<u>Committees:</u>	
Bears:	Margaret Newman 883-4408
Bees:	Laura Cotter 298-3841
Block of the Month:	Kay Hendricks 325-4509 Evelyn George 325-0166
Corresponding Secretary:	
Education:	Jan Wright 490-3472
Guild Pins:	Patty Kruse 885-2069
Historian:	Karen Kelter 319-0326
Hospitality:	Vicki Oberg 531-5385
Library:	Donata Pfisterer 760-0309 Kathryn Wald 749-4772
Newsletter:	Nancy Clancy 818-6367
NQA:	Jo Cady-Bull 326 4572
Place Mats:	Nancy Clarke 219-1298
Parliamentarian:	
Quilt-a-thon:	
Quilting for Others:	Mary Meserve
Raffle Quilts: 2011	JoAnn Hinchliff
2012	Kathryn Wald
Website:	Meg Silvern 572-1984

Committee Reports

Quilt-a-Thon 2010

August 10th and 11th

Due to budget constraints, Vickie Oberg, Director of Hospitality has asked members to provide water, soda and snacks for the quilt-a-thon. Please email or call her if you can help.

Quilting For Others

Thanks to all of your hard work many people are comforted. In May I made quite a few deliveries. Here is a list :

Aviva Children's' Services- 50 Bears and 14 Quilts
Desert Dialysis- A big bag of Heart pillows and 10 Quilts
Odyssey House- 34 Quilts
Veterans Hospital- 22 Quilts and 2 big bags of Heart Pillows
Devon Gables- 10 Quilts
One Quilt was given to a the family of a local doctor who tragically lost their son.
Another Quilt was given to a young man whose Mother just got her Habitat for Humanity home.

When I counted before the Guild meeting we had 104 Pillowcases and 52 Stockings which is great. Many more were donated at the meeting; it was Wonderful. It's so much fun to see the creativity that goes into making them. Please keep making them as we will need many more. The Heart Pillows are also a big success so please keep making them; I will just deliver them faster. Thank you for your Generosity! If you have any Questions Please ask!
Mary Meserve 883-4408 or MaryMes@aol.com

New Member UGLY FABRIC CHALLENGE

The rules and deadline have changed for the New Member Ugly Fabric Challenge. There will no longer be an exchange of fabric as new members are receiving a fat quarter in their new member packets. However, all new members who took Part in fabric exchanges in May and November 2009 are eligible to participate this year.

Quilts are due to the Membership Director at the October 12 and 13, 2010 General Meetings. They will be judged by those attending the New Member Gathering in November. Winners will be on display at Quilt Fiesta 2011. For complete rules see the April 2010 Newsletter or Colleen Babcock at the Membership Table.

LIBRARY

The library is closed
in July and August.

If you have books you want to return, please drop them into the book return box in the classroom.

See you in September

The submission deadline for articles for the August 2010 Newsletter is
Wednesday, July 21st.
Articles should be sent to :
newsletter@tucsonquiltersguild.com

Block of the Month

We had lots of very cute "Diamond Frame Star" blocks entered at our June meetings--you found lots of fun fabrics to "frame" in their centers! Thanks to everyone who entered, and congratulations to our winners, Carol Zupancic, who won 15 blocks on Tuesday and Liz Nedrow, who won 7 on Wednesday!

At our July meetings, we will have the drawings for your "Star Within a Star" blocks in red, white and blue. Please try to arrive early enough to get them entered before we start our program, as the drawing may be held at the beginning of the meeting. Use up some of your patriotic fabrics and colors for these blocks---and you might be the lucky winner of enough to make a very pretty quilt!

And in this newsletter, look for the pattern for "Harlequin Star" for our August drawings. It's very playful, in bright colors! This one has many fun possibilities for setting, so don't miss out on your chance to win some. Remember, if you can't be at the meeting, you can mail your block(s) to Evelyn George, 3361 N. Winstel Blvd., Tucson, AZ 85716. They must arrive at least one day before the meeting to be entered into the drawing. Please let Evelyn know if you have a choice of lucky numbers or the day to be entered, and she will accommodate that if at all possible. Also provide your email address or phone number for notification, in case you are the winner.

Kay has been getting quite a few requests for the 6" block cutting measurements. If you want to be on her email list for these, please sign up at the meetings. Also, she makes a few paper copies of these each month, just for members who do not have email access. The 6" star blocks are not eligible for the drawings, but you might have a lot of fun combining them with other blocks into a quilt.

We will continue to have free copies (while they last) of this year's Starry Sampler blocks at every meeting, although we will not be bringing the previous years' pattern sets to sell at the summer meetings. We will resume having these sets available again in September. If you happen to want one before then, just contact Evelyn to make arrangements.

Happy summer quilting, and stay cool!
Evelyn George and Kay Hendricks



Quilters S.O.S. - Save Our Stories Launched

Arizona Quilters Hall of Fame is pleased to announce that we have posted our first interview in the Quilters S.O.S. - Save Our Stories Project. Evelyn George, Tucson, Class of 2008, pictured here, is our first interviewee.

The Quilters S.O.S. - Save Our Stories Project is conducted in partnership with The Alliance for American Quilts and strives to capture the stories of living quiltmakers. Volunteers interview quilters. Those interviews are captured on tape and transcribed. The interviews and transcriptions are housed with the Alliance and the American Folklife Center at the Library of Congress. Interviews are used for academic research, by guilds seeking more information about potential teachers, collectors considering quilt purchases, and more.


It is the goal of the Hall of Fame to conduct interviews with all of our living inductees, as well as any other interesting or interested quiltmakers. You can recommend a quiltmaker, or yourself, for this project by contacting the Hall of Fame. A link to Evelyn's interview can be found on the Quilters S.O.S.-Save Our Stories page on the Hall of Fame web site.

The Drawing Studio is planning "Out of Square: A look at Contemporary Art Quilts" a juried exhibition open to quilt artists residing full or part-time in Southern Arizona. Entry forms, fee, and a CD are due by August 13, 2010. The Exhibit runs from October 16-November 13, 2010. For more information check http://www.thedrawingstudio.org/Images/pages/forms/out_of_square_art_quilt_Show_prospectus_and_entry_form.pdf

Editor's Note: I have Vista on my computer and could not open the PDF; Colleen Babcock, who submitted the information has Windows 7 and was able to open it. If you have trouble with opening it, try contacting the studio directly.

Block of the Month - August 2010 © 2010 Evelyn George
"Harlequin Star" (unfinished size 12½")

This 6th block in our Starry Sampler brings us half way through the year's set. Let this playful, bright-colored star tumble across your quilt like a clown performing tricks! It's very easy to cut and sew – just pay attention to the angles! It's quick, too—you'll have a bunch of them made in practically no time. Our Star Points are watermelon pink and yellow, on turquoise. You might try combinations like orange and blue, purple and lime green, red and black, etc. Use a blue (or other contrasting bright) for the background. Polka dots would be fun!



Cutting:

Background – Cut four 4½" x 4½" and eight 2½" x 2½" squares

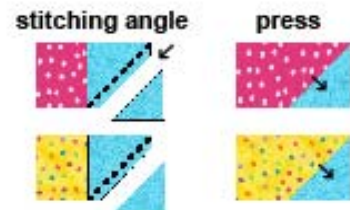
Each of your 2 Star Colors – Cut four 2½" x 4½" rectangles and two 2½" x 2½" squares

Star Points: Diagonal corner piecing is used to make these mirror image star points.

Begin by dividing the Star Color rectangles into 2 piles, so that each pile contains 2 rectangles of each Star Color.

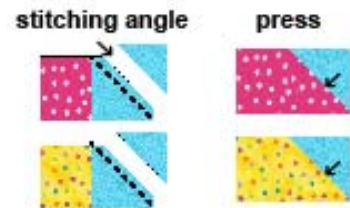
Starting with one of the piles, place a background square on top of the right hand end of each rectangle (2 of each Star Color), with right sides together, and stitch diagonally across the square, at the angle shown in the illustration to the right. (You can draw the diagonal line first if you wish.) Trim off the corner, leaving a ¼" seam allowance. Press seam allowance toward the corner, in this first group: ↗
 Make 2 Star Points of each color, stitched at this first angle.

Star Points:



Make 2 from each Star Color, at angle above

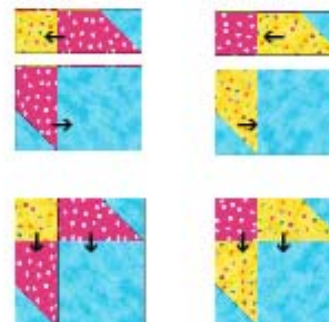
Using the second pile, again place a background square on the right hand end of each rectangle, right sides together, as before, but this time stitch at the opposite angle. Trim, and press the seam allowance away from the corner, in this second group: →
 Make 2 Star Points of each color (mirror images of the first group).
 (Keep the two piles separate.)



Make 2 more from each Star Color, at mirror images of first angle

Quarter-Block Units:

For each Quarter-Block Unit, use 2 Star Points of the same color, but select one from each group (sewn at opposite angles). Also use one 4½" background square and a 2½" square of your other Star Color. Arrange these pieces in the positions shown → and stitch together into 2 rows. Press seams toward plain squares. Then stitch rows together. Press row seam toward the row that has the large square. Pressing is the same for all 4 Units, and is shown by the arrows. Make 2 Quarter-Block Units with Star Points of one color, and 2 with Star Points of the other color (total of 4).



Make 4 Quarter-Block Units, 2 from each Star Point Color

To Assemble the Block:

Arrange the 4 Quarter-Block Units to match the block illustration at top of page. Pin where seams need to match, and stitch them together like a 4-Patch, to make the "Harlequin Star". Note the checkerboard effect, with a small 4-patch that appears in the center of the finished block.



Tucson Quilters Guild, Inc.
PO Box 14454
Tucson, AZ 85732-4454

It's renewal time again, beat the crowds at the Membership tables by completing the attached 2010 Membership application and returning it with a self-addressed stamped envelope. The Membership committee will return your 2010 card to you in a few days. Send the application and a \$25 check (made out to TQG) to Colleen Babcock, Membership Director, 5225 N. Valley View Rd. Tucson, AZ 85718.

The Guild Basics

Who:	All Members
What:	<p>Business Meeting—First Weds of every month in the Church Classroom</p> <p>General Meetings - second Wednesday of the month in the morning or the Tuesday evening preceding the second Wednesday - in the Parish Hall.</p>
When:	<p>Business Meeting — 9:30 AM ~ 10:30 AM</p> <p>General Meetings: Tues Evening—7:00~9:30 PM. Wednesday—9:30 AM~12:00 PM</p>
Where:	St Frances Cabrini Church 3201 E. Presidio Near Fort Lowell and Country Club
(How): Parking	Guild members are asked to refrain from parking in the spaces in front of the Parish office; the Church wants these spaces to remain open for Church members who have business to attend to in the office. This is the small building to the east of our meeting room. We are welcome to park in any of the other spaces on the church property. Doris Emer, the Guild parking monitor, does a great job patrolling this and she'll let you know if you are in violation!
Why:	Come to get involved with all aspects of the Guild, to make new friends, learn new quilting skills, share, but most of all, to have FUN .