



FIESTA NEWS!

Business Meeting Wednesday, March 3, 2010
General Meetings Tuesday, March 9, 2010 7:00 PM
Wednesday, March 10, 2010 9:30

Sharon Schamber is known through-out the quilt world for her many award winning quilts. She started sewing at 6, by 12 she was taking apart clothes purchased from Goodwill. Then it was on to designing and making bridal and pageant wear. While she claims to love appliqué best, it is her machine quilting that has the rest of us in awe. Her "Sedona Rose" is shown here.



PRESIDENT'S MESSAGE

Once again our members outdid themselves with a large attendance at our wonderful February meetings. Our fill-in guest speakers; Catherine Skow and Helen Frost entertained and demonstrated that each and every quilter has a way of achieving a goal.....a beautiful quilt! I have resolved to make at least one of the quilts in their book this year.

You all had a chance to vote on the By-Laws changes and hear who we have up for the Member At Large position (see page 3). With our Membership growing we have had several new members WANT to get involved!! Way to go! I applaud all of you who help in one way or another in the smooth running of our guild. As I stated at the meetings, if it weren't for dedicated people filling in the major positions we'd certainly be in big trouble, so THANK YOU to VOLUNTEERS!!

This month we'll be voting on the 2011 budget. As I stated before, the Guild has money, but not enough that is liquid to spend foolishly. We have to have money in reserve to operate the guild in case of a 'no go show'.

I will have the rules for the 2011 President's Challenge... 'Gems and Minerals' at the March meetings, and then in the April newsletter. Put your thinking caps on and let's outdo the 'Orange You Glad?'

Please be aware of the gentle 'rules' of our meetings....cell phones off, no perfumes, and most important: BE A QUILTY FRIEND!

Kathy Harris, President

SPEAKERS FOR 2010 AND BEYOND	2011 QUILT SHOW MEETINGS
2010 March: Sharon Schamber April: Laura Wasilowski May: Therese May June: Melinda Bula September: Kim Diehl October: Barbara Oliver Hartman November: Sue Nickels	We will meet every 3rd Friday of the month 10AM at the Police Center on the North West corner of 22nd and Alvernon. Our first meeting will be March 19th at 10AM. If you would like to help with the 2011 show contact: Mary Bazzano, Kathy Zimmer, Donata Pfister — Directors for the 2011 Show.
2011 February Hollis Chatelain March Peggy Martin April Sue Benner May Suzanne Marshall June David Taylor September Sue Spargo October Pam Allen November Cindy Needham 2012 February Susan Cleveland	HELP WANTED: HANGING QUEEN Better yet—Hanging Queens. Current Queens are retiring after the 2011 show and are looking for replacements to mentor and who will then take over the 2012 show. Do you like to be in charge? Do you like to rearrange things? Do you like detail? Then this job is for you! See page 4 of the newsletter for contact names.

PROGRAM NOTES The new program directors **JOLINE ALBAUGH** and **ERMA WATSON** welcome your interest in the Guild's upcoming workshops:

SHARON SCHAMBER: both classes are full and wait-listed
LAURA WASILOWSKI: both classes are full

THERESE MAY: May 11&12 Lecture: Painted and Embellished Quilts
May 13 Workshop: Mini Mixed Media Art Quilts (class is full)
May 14 Workshop: Quilted Portraits (one space available)

MELINDA BULA: June 8 & 9 Lecture: Discovering the Artist Within through quilts & wearable art
June 10 & 11 Workshop: Fabulous Fusible Flowers
This is a two day workshop (member price \$80) utilizing Melinda's coneflower pattern (Space is extremely limited)

KIM DIEHL: September 7 & 8 Lecture: A Simple Trunk Show
September 9 Workshop: Bittersweet Briar
September 10 Workshop: Feathered Stars
(Registration for Kim Diehl's workshops will begin at the March Business meeting.)

As a reminder, all upcoming speakers for 2010 and 2011 are posted on the website. Registration opens six months in advance of each workshop at the Business Meeting. Member tuition of \$40 per day is non-refundable. Complete registration details are posted on the website.

FROM OUR TREASURER

As of March 1st: All requests for checks must include the Check Request Form, receipts, and the name of the committee to be charged along with the signature of the committee chair or a board member. All deposits must be accompanied by the Deposit Form stating which committee the deposit is for along with the checks and or cash. The checks must be made out to TQG and not the Treasurer. Both forms can be downloaded from the web site. Forms will also be available at Guild Meetings.

BEES

Established Bees
March 2010



Art Quilters - Bella Quiltworks Every 3rd Wed. at 10 AM Contact: Barbra Hall 622-9268
rbarber21@cox.net

East Side First Friday of each month 2-4PM Quilter's Market Contact: Sharon Hass,
ASID Interior Views 520)760-6074

Himmel Park Himmel Park Library Every 3rd Wed. at 6 PM Contact: Ruth Campbell 792-1639

Green Valley North of the Border Contact: Babs Phillips 399-3427 M & I Bank 270 W. Continental Green Valley
Thursdays 9:30 - Noon

Material Girls Contact: Caroline Schau 297-9965 CarolineSchau@comcast.net
At Rotate Homes 1st & 3rd Thursdays at 1 PM


Quilting for Others Flora 404-3238 at Cactus Quilt Shop 3rd Wednesday, 9:30 - Noon
Theme: Tucson Charities

Continental Ranch/Twin Peaks Area Merry Putney 579-3376 9358 N. Sunflower Blossom Pl. (Contact Merry for
updates) 3rd Friday of the Month at 10 AM

New Evening Bee! started Jan 14, Thursdays at El Camino Baptist Church 7777 E. Speedway
contact: Marty Dobkins email: Live4everwjc@aol.com phone: 289-5969

FOR SALE: Hinterberg V17 mid
arm quilting system, \$3000, w/
stitch regulator, stretch frame w/ 7
ft. & 10 ft poles -- and many other
extras.

CONTACT: Marita Pickett
520/546-7646
mandfp@comcast.net



FOR SALE: Bernina 230PE.
Only 18 months old and in
excellent condition. Wanting to
upgrade. \$900 obo.

Contact Elena Rock at
520-797-1931 or
ekmrock@comcast.net.

LIBRARY

Tuesday Evening Meetings: Open from
5:30 to 7:00PM **only**.

Wednesday Morning Meetings: Open 8:30
to 9:30 and during the break.

To renew books please call Donata Pfisterer
the day before the meeting at 733-9557 or
email donatap@photonengr.com.

TUESDAY EVENING MEETING:

***Please park in the SIDE OR BACK
parking lots. The Church is having
classes on Tuesday night through
June and needs that front space.
Thank you!***

MEMBERS AT LARGE

There are three candidates to be voted on
at the March Meetings for two Members at
Large positions. The candidates are Sue
Franklin, Kay Hendricks and Jan Lem-
mons. Voting will be by paper ballot.



The submission deadline for articles for
the April 2010 Newsletter is Wednesday,
March 24th.

QUILT FIESTA Thanks You

BED TURNING: Thank You, Thank You, Thank You...to each of you who helped with the 2010 Bed turning. You shared 16 vintage quilts with 11 appreciative audiences! Thanks to Guild members who shared their quilts. Thanks to the narrators who read the stories about the quilts. Thanks to the bed turners who tenderly cared for the quilts as they did their job. Thanks to committee members Judy Breneman and Kay Long for their help.

Sue Franklin, Chair Bed Turning, Quilt Fiesta 2010.

HANGING: Thank you to all those who participated in hanging quilts. Because of you, this show was a spectacular success and made our job so much easier.

Pam and I will again chair hanging for the 2011 Quilt Show and are looking for someone who is interested in mentoring under our guidance for taking over this position for the 2012 show. Please contact us via email or phone if you would like to do this job.

Pam Ashbaugh

mdashbaugh@cox.net

Phone: 850-6150

Thank you, Pam and Mary

Mary McLaughlin

marymac@dakotacom.net

Phone: 850-4723

HOSTESSING: Perhaps it was the begging. Perhaps it was the guilt. I hope it was for the fun of it!

Thank you to all 344 of you who signed up to fill 388 slots as White Glove “hostesses,” who gave out programs, who guarded the concession area, etc., etc., etc. You did a great job and to prove it we didn’t lose a quilt! Thank you as well to The Cactus Quilt shop which donated the thank you fat quarters.

Thank you, Nancy Clancy

BOUTIQUE: As you probably know by now, the Boutique did quite well this year despite the bad weather and the numerous problems we had on Friday. We have solved one major problem with the purchase of 2 new cash registers, but another **major** problem remains. The tags! We had tags on the floor, tags with no information, and tags that were very hard to read, as well as merchandise with no tags. If your totals are off a bit, it could be due to the difficulty we had in reading the price. We are open to suggestions on how to solve this problem and make this daunting task less stressful for next year. Also, if you think you may have been over paid or under paid, please let Joan Swanson know as she has a few tags that cannot be identified, and a member or two that is missing a tag.

We also have a request from a customer who would like to pay someone to make a quilt top for her. If interested, please contact Jill @ jrosenbaumaz@comcast.net.

MEMBERSHIP

MEMBERSHIP Welcome to the many new members that have joined at the Quilt Show and the February Meetings, we are very happy to have you as a part of the Tucson Quilters Guild. Thanks to the almost 300 members that have already renewed their membership for 2010-2011 year.


Membership renewal is due by March 1st! Avoid the rush and crowds at the March meetings by mailing your application, check and a self-addressed-stamped envelope to Membership, Tucson Quilters Guild, P.O. Box 14454, Tucson, AZ 85732. Your new membership card will be mailed to you; no waiting in lines! The password to the website will change on March 31st; don't miss an issue of the newsletter, **join now.**

Colleen Babcock

TQG BOARD AND COMMITTEES

President:	Kathy Harris 615-0541, 370-4323 cell	Corresponding Secretary:	
Vice President:	Marie Morris 623-0123	Education:	Jan Wright 490-3472
Secretary:	Sally Dickinson	Guild Pins:	Patty Kruse 885-2069
Treasurer:	Joan Swanson 297-8433	Historian:	Karen Kelter 319-0326
Quilt Show:	Mary Bazzano, Kathy Zimmer, Donata Pfisterer	Hospitality:	Vicki Oberg 531-5385
	Nancy Landon 722-8576	Library:	Donata Pfisterer 760-0309
Members at Large:			Kathryn Wald 749-4772
Endowment Committee:	Mary Perry 744-1086	Newsletter:	Nancy Clancy 818-6367
Membership:	Colleen Babcock 405-5478	NQA:	Jo Cady-Bull 326 4572
Programs:	Joline Albaugh Erna Watson	Place Mats:	Nancy Clarke 219-1298
<u>Committees:</u>		Parliamentarian:	
Bears:	Margaret Newman 883-4408	Quilt-a-thon:	
Bees:	Laura Cotter 298-3841	Quilting for Others:	Mary Meserve
Block of the Month:	Kay Hendricks 325-4509	Raffle Quilts: 2011	JoAnn Hinchliff
	Evelyn George 325-0166	2012	Kathryn Wald
		Website:	Meg Silvern 572-1984

BLOCK OF THE MONTH



At the February meetings, we had a lot of pretty "Pinwheel Play" blocks on our display

board! Our lucky winners were Jennifer Ivey, who won 10 on Tuesday, and Judy Edison, who won 12 on Wednesday. Congratulations, ladies, and thanks to everyone who entered their blocks! That was the 12th (and last) block in our Scrap Happy Sampler. It was such a fun, scrappy year, and now we're moving ahead to begin another year---

At our March meetings, we'll begin our new All Stars Sampler with "A Star for Spring," in soft pastels, romantic florals, and other spring colors. Bright is OK, too. This pattern was in last month's newsletter, and you still have time to make a block (or a few) and bring them to the March meetings. You could be a lucky winner! Each block you submit gives you one chance to win a bunch of pretty blocks!

And, in this newsletter is the pattern for "Star Flower," the 2nd block in our new series, for the April drawings (on page 6). With a slightly windblown look, this star would be pretty in two shades of the same "flower" color, such as medium and dark purple, or perhaps two colors that are close to each other on the color wheel, such as red and magenta. Add a bright center, such as yellow, orange, or lime green. . . . Let your imagination loose, and create some "Star Flowers!"


If you are a new member, we'd love to have you join us in Block of the Month fun! Please come by our table at the meetings and pick up our information sheet explaining how to be part of the drawings. We love to meet you and answer your questions about Block of the Month! Also, we have free patterns for you, in case you'd like to see what we've been offering. The patterns are also in the newsletters each month.

We also have Block of the Month patterns sets for sale. Each set has a full year's worth of patterns, and is only \$5, with a color cover showing all the blocks in that set. We currently have sets for 2002 through 2009, and if we run out, we will take orders for the ones you want. We sold 67 sets in the past year, about half of them at the meetings and the other half at the quilt show. (The money from these sales helps the guild, and covers the cost of printing.) Come and check out our new catalog!!!! Happy Quilting,
Evelyn George and Kay Hendricks

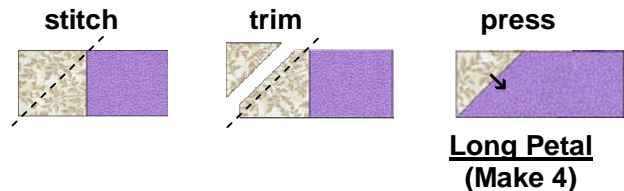
12½ inches unfinished

For the two kinds of “petals”, choose 2 shades of the same color, (such as medium and dark pink), or two colors that are close to each other on the color wheel (like yellow and orange). Add a bright square for the center, and use white-on-white for the background.

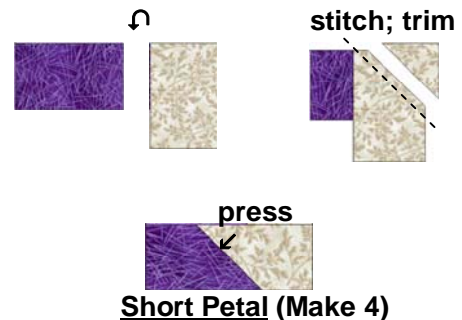
CUTTING: Long petals – cut 4 2 1/2" x 5 1/2"
Short petals – cut 4 2 1/2" x 4"
Center of Flower – cut one 2 1/2" square
Background (white on white) – cut 4 3 1/2" x 5 1/2"
cut 4 2 1/2" x 4"
cut 4 2 1/2" squares



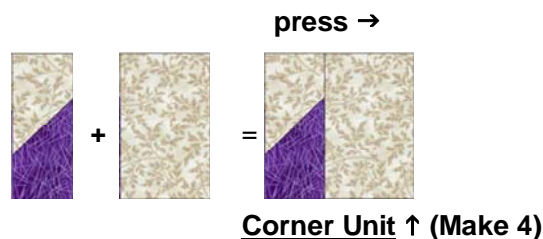
Place a 2 ½" white background square on top of the left end of a 2 ½" x 5 ½" long petal, right sides together. Stitch diagonally across the white square from corner to corner at the angle shown, right. → Trim off the corner, leaving ¼" seam allowance. Press seam toward the petal. Make 4 Long Petals.



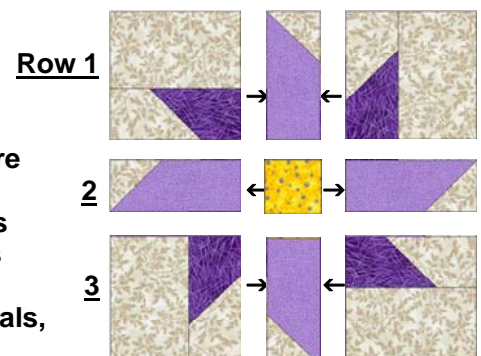
Place a 2 ½" x 4" white background rectangle on top of a 2 ½" x 4" short petal, **right sides together**, at a **right angle** as shown in the illustration, right. → Carefully stitch diagonally from the **upper left** corner of the **white** rectangle to the **lower right** corner of the **petal** rectangle. (Lift the white piece slightly so you can see the corner of the petal piece underneath, as you are sewing toward it). Trim off the corner, leaving ¼" seam allowance. Press seam toward the petal. Make 4 Short Petals.



Position a short petal at the left of a 3 ½" x 5 ½" white background piece. Using a ¼" seam, stitch them right sides together, to make a Corner Unit as shown. Press seam toward the background piece. Make 4 identical Corner Units.



Arrange the 4 Corner Units, 4 Long Petals and the 2 ½" center square as shown in the Star Flower block illustration, at right → (also at top of page). Rotate the 4 Corner Units until the short petals nestle between the long petals, to form the flower. Stitch the pieces together into 3 rows, then stitch the rows together, like a 9-patch, to complete the block. Press seams in the 3 rows toward the Long Petals, then press the final row seams away from the center of the block.



The 2010 Guild member ship form is available separately
on the Website.



Tucson Quilters Guild, Inc.
PO Box 14454
Tucson, AZ 85732-4454

It's renewal time again, beat the crowds at the Membership tables by completing the attached 2010 Membership application and returning it with a self-addressed stamped envelope. The Membership committee will return your 2010 card to you in a few days. Send the application and a \$25 check (made out to TQG) to Colleen Babcock, Membership Director, 5225 N. Valley View Rd. Tucson, AZ 85718.

The Guild Basics

Who:	All Members
What:	<p>Business Meeting—First Weds of every month in the Church Classroom</p> <p>General Meetings - second Wednesday of the month in the morning or the Tuesday evening preceding the second Wednesday - in the Parish Hall.</p>
When:	<p>Business Meeting — 9:30 AM ~ 10:30 AM</p> <p>General Meetings: Tues Evening—7:00~9:30 PM. Wednesday—9:30 AM~12:00 PM</p>
Where:	St Frances Cabrini Church 3201 E. Presidio Near Fort Lowell and Country Club
(How): Parking	Guild members are asked to refrain from parking in the spaces in front of the Parish office; the Church wants these spaces to remain open for Church members who have business to attend to in the office. This is the small building to the east of our meeting room. We are welcome to park in any of the other spaces on the church property. Doris Emer, the Guild parking monitor, does a great job patrolling this and she'll let you know if you are in violation!
Why:	Come to get involved with all aspects of the Guild, to make new friends, learn new quilting skills, share, but most of all, to have FUN .