



# FIESTA NEWS!

**Business Meeting** Wednesday, February 3, 2010  
**General Meetings** Tuesday, February 09, 2010 7:00 PM  
Wednesday, February 10, 2010 9:30 AM

## Nominations for 2010-2011 Board of Directors: Voting at February Meetings:

Voting is for the positions up for election. If not listed, the position was voted last year.

**Treasurer:** Joan Swanson

**Membership:** Colleen Babcock

**Recording Secretary:** Sally Dickinson

**Quilt Show:** Kathy Zimmer and Donata Phisterer  
(Mary Bazzano fills 2nd year of her term)

**Members at Large:** Nomination from the floor (Nancy Landon fills 2nd year of her term)

**Program:** Joline Albaugh and Erma Watson


We are still looking for Finance Committee chair. Please contact Kathy Harris if you are interested in stepping up and helping.

We will be voting on the By-Laws changes this month as well. Please review the attached bylaws changes and be ready to vote! Remember, **YOUR VOTE** is **YOUR VOICE** in the guild.

## Quilt fiesta!

WOW!! What an amazing Quilt Show. It always seems to turn out better than last years show. Thanks to all the members hard work and Extreme energy that goes into producing it. We had so many positive comments from visitors and vendors. It was great. How wonderful to see all the amazing quilts. I think however seeing the look on Wanda Pinter's face when we told her she won the Raffle Quilt was the best part of the whole show.

Thank you Everyone for making it a success.  
Mary Meserve



### FROM OUR TREASURER

**Starting March 1st - all requests** for checks must have the check request form with receipts attached, explanation as to what committee it is to be charged to and most important of all, signed by the committee chairperson or a board member. All deposits must be accompanied by the deposit form with what committee the deposit is for along with the checks and or cash. Please make sure the checks are made out to TQG and not to me. Both forms can be downloaded from the web site. I also always have extra forms with me at all times.

The Guild was audited and the items I have just mentioned was the biggest concern for the auditors as most of the information was missing.

Thank you, The Treasurer."

**PROGRAM: Speaker List for '10 -'11\*****2010**

February: .....Helen Frost and Catherine Skow  
 March: .....Sharon Schamber  
 April: .....Laura Wasilowski  
 May:.....Therese May  
 June:.....Melinda Bula  
 September: .....Kim Diehl  
 October:..... Barbara Oliver Hartman  
 November:.....Sue Nickels

**2011**

February .....Hollis Chatelain  
 March .....Peggy Martin  
 April .....Sue Benner  
 May .....Suzanne Marshall  
 June.....David Taylor  
 September.....Sue Spargo  
 October.....Pam Allen  
 November .....Cindy Needham

**2012**

February Susan Cleveland

**UPCOMING PROGRAMS**

**You May Sign Up Beginning October 7 at the Business Meeting for All These Classes!!**

**FEBRUARY:**

**MARCH: SHARON SCHAMBER**

**Workshops**

**March 11** Magnificent Machine Appliqué Bouquet

**March 12** Free Motion Quilting: Basic Feathers, Corners, Borders and Blocks

**APRIL: LAURA WASILOWSKI**

**Workshops**

**April 15** Stitch After Fusing: Embroidery Embellishments by Hand

**April 16** Inside Stories: Imaginative interior design through fusing

*Check with the Program Co-chairs for supply lists, kit fees and additional information.*

We are sorry to announce that the lectures and workshops to be taught in February by Paula Nadelstern have been cancelled due to illness. We wish Paula a speedy and complete recovery.

At the February general meetings, we will be enjoying a lecture by co-authors and pals Helen Frost and Catherine Skow. MEASURE TWICE, CUT ONCE AND OTHER LESSONS LEARNED THE HARD WAY is an entertaining trunk show of do's and don'ts designed to inspire you. Helen and Cathy will share the secrets behind their terrific quilts: great fabric combinations, perfect patchwork, beautiful borders and flawless bindings along with some of the missteps along the way.

Helen is a well known teacher, author and editor of quilting books who was recently inducted into the Arizona Quilters Hall of Fame. Catherine is an author and award winning quiltmaker who delights in combining patchwork with appliqué.

There will be no workshops held in February...refunds are being issued to those who were registered in the Nadelstern classes. Sorry for the inconvenience. We appreciate your understanding, Lois Podolny & Nancy Arseneault, Program Co-chairs

**PROGRAM NOTES*****Thanks for your terrific response to early workshop registration.***

Program Co-Directors Lois and Nancy were swamped by eager members at our last business meeting! As a reminder, all upcoming speakers for 2010 and 2011 are posted on the website. Registration opens six months in advance for each workshop and the member tuition of \$40 per day is non-refundable. Complete registration details are posted on the website.

Sharon Schamber: both classes FULL and wait-listed

Laura Wasilowski Stitch After Fusing is FULL Only 4 spaces remain in the Inside Stories workshop

Therese May Mini Mixed Media Art Quilts is FULL Only 7 spaces remain in the Quilted Portraits workshop  
 Melinda Bula's 2 day workshop is half full.

**THERESE MAY** May 11&12 Lecture: Painted and Embellished Quilts  
 May 13 Workshop: Mini Mixed Media Art Quilts (class is full)  
 May 14 Workshop: Quilted Portraits

**MELINDA BULA** June 8 & 9 Lecture: Discovering the Artist Within through quilts & wearable art  
 June 10 & 11 Workshop: Fabulous Fusible Flowers  
 This is a two day workshop (member price \$80) utilizing Melinda's coneflower pattern

## BEES

Established Bees  
February 2010



**Art Quilters** - Bella Quiltworks Every 3rd Wed. at 10 AM Contact: Barbra Hall 622-9268  
[rbarber21@cox.net](mailto:rbarber21@cox.net)

**East Side** First Friday of each month 2-4PM Quilter's Market Contact: Sharon Hass,  
ASID Interior Views 520)760-6074

**Himmel Park** Himmel Park Library Every 3rd Wed. at 6 PM Contact: Ruth Campbell 792-1639

**Mission Quilters:** Mission Quilters: dissolving due to loss of meeting room and lack of attendance.

**Green Valley North of the Border** Contact: Babs Phillips 399-3427 M & I Bank 270 W. Continental Green Valley  
Thursdays 9:30 - Noon

**Material Girls** Contact: Caroline Schau 297-9965 [CarolineSchau@comcast.net](mailto:CarolineSchau@comcast.net)  
At Rotate Homes 1<sup>st</sup> & 3<sup>rd</sup> Thursdays at 1 PM

**Quilting for Others** Flora 404-3238 at Cactus Quilt Shop 3rd Wednesday, 9:30 - Noon  
Theme: Tucson Charities

**Continental Ranch/Twin Peaks Area** Merry Putney 579-3376 9358 N. Sunflower Blossom Pl. (Contact Merry for updates) 3rd Friday of the Month at 10 AM

New Evening Bee! starting Jan 14, Thursdays at El Camino Baptist Church 7777 E. Speedway  
contact: Marty Dobkins email: [Live4everwjc@aol.com](mailto:Live4everwjc@aol.com) phone: 289-5969

## LIBRARY

Tuesday PM meetings we are open from 5:30 to 7:00PM only

Wednesday AM meeting we are open 8:30 to 9:30 and during the break.

To renew books please call Donata Pfisterer the day before the meeting at 733-9557 or send an e-mail to [donatap@photonengr.com](mailto:donatap@photonengr.com).

SHARP WOMEN BEE QUILTERS'  
STASH SALE

SAT. FEB. 27  
730am - 200pm  
2626 E. 4TH STREET 85716

CONTACT KENCI LEWIS

## QUILTING FOR OTHERS

I am so proud of all of you who Donated your time and creativity to make quilts for charities last year. It's wonderful to deliver these quilts to the different places and see how excited and happy the people are to receive them. All of the toiletries all put to very good use for Youth on Their Own. This year we will renew our efforts to make pillowcases as we have joined the Million Pillow Case project. We will also start a new activity by making Christmas Stockings for the Candle Lighters. They will fill the Stockings and pass them out at Christmas time. We will have patterns and kits to make them starting at the February Guild meeting.

If you have any questions please call us

Mary Meserve 883-4408 or [MaryMes@aol.com](mailto:MaryMes@aol.com)

Margaret Newman [Mereridkat@aol.com](mailto:Mereridkat@aol.com)

## 2012 RAFFLE QUILT

### TUESDAY EVENING MEETING:

Please park in the SIDE OR BACK parking lots.  
The Church is having classes on Tuesday night through June and needs that front space.

Thank you!

The first meeting of the 2012 Raffle Quilt Committee will be Tuesday, February 16, from 3:30 to 5:00 pm at Quilter's Market, 7601 E. Speedway. Those interested in joining this committee, please come to this meeting. We will be discussing color choices and more. Come and join the fun. If you need more info, contact Kathryn Wald, [dizzyblondquilter@hotmail.com](mailto:dizzyblondquilter@hotmail.com).

## Tucson Quilters Guild Board And Committees

**President:** Kathy Harris 520-615-0541 520-370-4323 cell  
**Vice President:** Marie Morris 520-623-0123  
**Secretary:** Sally Dickinson  
**Treasurer:** Joan Swanson 520-297-8433  
**Quilt Show:** Mary Meserve / Mary Bazzano 520-297-9576  
**Members at Large:** Nancy Landon 722-8576  
Kay Hendricks 325-4509  
**Endowment Committee:** Mary Perry 744-1086  
**Membership:** Colleen Babcock 520-405-5478  
**Programs:** Lois Podolny 520-749-3468,  
Nancy Arseneault 520-990-4620  
**Committees:**  
**Bears:** Margaret Newman 520-883-4408  
**Bees:** Laura Cotter 520-298-3841  
**Block of the Month:** Kay Hendricks 520- 325-4509,  
Evelyn George 520-325-0166

## Corresponding Secretary:

**Education:** Jan Wright 520-490-3472  
**Guild Pins:** Patty Kruse 520-885-2069  
**Historian:** Karen Kelter 520-319-0326  
**Hospitality:** Vicki Oberg 520-531-5385  
**Library:** Donata Pfisterer 520-760-0309,  
Kathryn Wald 520-749-4772  
**Newsletter:** **OPEN**  
**NQA:** Jo Cady-Bull 520-326 4572  
**Place Mats:** Nancy Clark 520-219-1298  
**Parliamentarian:**  
**Quilt-a-thon:**  
**Quilting for Others:** Mary Meserve  
**Raffle Quilts:** 2010 Charlene Didjurgis 520-886 2040  
2011 Kathryn Wald  
**Website:** Meg Silvern 520-572-1984

## PRESIDENT'S MESSAGE

Wow! What a show! As I sit here catching my breath, I can reflect on our successes and shortcomings of the show. In either case, they fall on the shoulders of our membership. Successes? Great Attendance in spite of the threatening weather. FANTASTIC quilts! Super Successful Boutique! Shortcomings? Mostly communication between committees, and of course, Members not reading their instructions or what was told to them at the meetings. As the Board and Committees of the Guild, we try our hardest to 'get the word out' to all of you on what to do, where to do it, and how to do it. Do you have comments/complaints/praises? Please send a note to Mary Meserve or Mary Bazzano so this can be brought up at the wrap up meeting for the show. Also remember, if you have a complaint, bring your solution.

Please attend our February general meetings. This will be your chance to voice your opinion on the By-Laws revisions that are presented to you in this newsletter. Also, it will be your chance to approve the new Board members listed on page 1.

My congratulations go out to ALL the ribbon winners at our show! Actually, my congratulations go out to ALL who entered a quilt in the show. What a wonderful showing of our incredible talent we have in our guild.

For the 2011 Show, my President's Challenge will be, "GEMS AND MINERALS". More info to come; orange you glad about that? *Kathy Harris, President*

## BLOCK OF THE MONTH

Thanks to those of you who found time to make some "Stained Glass" blocks for the drawings at our busy January meetings. And congratulations to our winners, Joan Swanson who won 3 blocks on Tuesday, and to Liz Nedrow, who won 6 on Wednesday!

At our February meetings, we'll have the drawings for your "Pinwheel Play" blocks, the final block in our scrappy set. The pattern was in last month's newsletter. So round up the last (?) of your bright scraps for the pinwheels, and dark blue for the background, and make a block (or several--they're quick and easy). You could be a lucky winner in February!

And in this newsletter, look for the first pattern in our new set of 12 Star Blocks. We'll begin with "A Star for Spring", in romantic, soft spring colors, for the March drawings. This year's blocks will feature rotary cutting and quick piecing, as usual. They would be ideal for a starry sampler quilt. Why not put together a basket of your favorite fabrics, in your special colors, and make yourself a block each month? At the end of the year, you'll have a sampler set ready to sew into a pretty quilt! And don't forget to enter a block or two in the drawings each month--you could win a bunch more!

We will have the 8 previous years' pattern sets (with color covers) available at the February meetings, and possibly thereafter, until they are gone. We offered them for sale at the Gift Boutique this year, so some sets could be sold out soon. We reserved a limited number for guild meetings, so please get yours as soon as you can, if you want one! They're only \$5. And if you're a new member, please come by check us out at the guild meetings. We have some freebies for you, and we love to meet you and answer your questions about Block of the Month!

Evelyn George and Kay Hendricks

**PHOENIX, AZ...** Arizona Quilters Hall of Fame announces the availability of nomination forms for inclusion in the Hall of Fame. Members of the quilting community and the general public are encouraged to nominate individuals making a significant contribution to quilting and quilt-related activities. Those nominated may be living or deceased; individuals may also nominate themselves.

Nominees for inclusion in the Arizona Quilters Hall of Fame, must have made a contribution to quiltmaking on a local, regional, national or international level. Their contribution may be in one or more of the following areas:

Achieving significant recognition for her/his quilts.

Authoring and publishing books, patterns, or articles related to any recognized aspect of quilts and quiltmaking.

Playing a significant role in the organization or leadership of established quilt-related organizations.

Teaching or lecturing about quilts, quiltmaking, quiltmakers, and/or their historical and social significance, thereby developing a reputation for expertise in the field.

Curating quilt exhibits that receive recognition beyond the local level or amassing a significant collection of quilts that is available for public viewing and education.

Developing and/or marketing products (other than patterns) that relate to quiltmaking that have received significant market acceptance.

Encouraging others to serve the community through quiltmaking activities with significant effect.

Owning, managing and/or operating a quilt shop for five or more years that, beyond offering quilting supplies and materials, has provided significant educational opportunities for the general public.

Offering appraisals of historic and/or contemporary quilts, having achieved certification from a recognized body to do so.

Judging quilts on a local, regional, national and/or international level, having achieved certification from a recognized body to do so.

Nomination forms and procedures are available on the Hall of Fame web site, [www.arizonaquiltershalloffame.org](http://www.arizonaquiltershalloffame.org). For those without internet access, forms may be requested by phoning 480-961-5177 or by sending a self-addressed, stamped envelope to Nomination Forms; Arizona Quilters Hall of Fame; 4802 E. Ray Road, Suite 23-202; Phoenix, AZ 85044. Nominations will be accepted beginning March 15, but must arrive no later than 5:00 pm May 17, 2010 for consideration.

Friends of the Arizona Quilters Hall of Fame will have the opportunity to vote on all the nominees. The Hall of Fame Board, taking the Friends' votes into consideration, will name the Class of 2010 around August 1. The inductee receiving the highest number of Friends' votes will be designated the "Friends' Favorite." While anyone may nominate a person for inclusion in the Hall of Fame, only Friends may vote. The 2010 induction luncheon will be held on Sunday, September 26 at a Phoenix area location to be announced. The event is open to the public; ticket information will be made available in mid-August.

"Arizona Quilters Hall of Fame is committed to honoring those individuals the community believes worthy of recognition," said Barbara Polston, President. "We look forward to hearing who the public feels is deserving of this honor." Inductees will receive an impressive recognition of their inclusion in the Arizona Quilters Hall of Fame. Their contribution will be highlighted on the organization's web site in perpetuity and in a traveling exhibit.

Arizona Quilters Hall of Fame is a nonprofit organization whose mission is to celebrate and honor the contribution of Arizonans to quiltmaking and educate the public about quiltmaking, its history, and artisans.

**The ribbon that was missing at the show is now found! Thank you to all who were patient while we checked your quilt bags after the show during 'quilt pick up'.**

In memory of Rose Neff an estate sale will be held March 3,4, from 9-3. Cash only.  
1849 Bayshore Crt. Green Valley.  
Contact Jinks Snow 648-2230.

**Wearable Art Fashion Show and Brunch**  
Benefits **Springboard Home for Youth in Crisis**  
February 13, 9:30 AM at the Manning House  
Quilt Raffle Tickets on sale for \$5.00 each.  
Wearable Art Fashion by Michele Watts,  
Guest Speaker Nancy Turner of 'These is My Words' and 'Sarah's Quilt' For more info contact Susie Voss at 529-0355



## Block of the Month – March 2010

“A Star for Spring” © 2010 Evelyn George

12½ inches unfinished

It's Spring, and time to begin a new set of Block of the Month designs –and this year, they'll all be stars! Our first block, “A Star for Spring,” has a romantic, country cottage look, in florals and soft pastels. Use a soft green for the “leafy” triangles at the outer corners of the block. You could try using additional colors or prints in place of some of the background squares, for a different look. Quick piecing makes this beauty a lot simpler than it appears!

### CUTTING:

**Pink, lavender, or other flower color:**


Cut eight 2½” x 4½” rectangles (for star point units)

**Floral Print:** Cut one 4½” x 4½” square (for center unit)

and four 2½” x 2½” squares (for corner units)

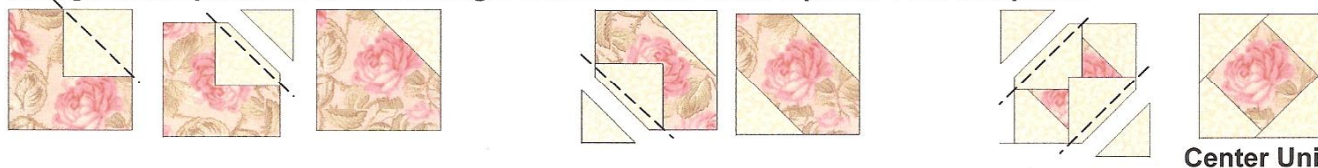
**Green:** Cut four 3” x 3” squares (for corner units)

**Cream:** Cut four 3” x 3” squares (for corner units) and sixteen 2½” x 2½” squares (used in all units)



### CENTER UNIT (square in a square): (Make 1)

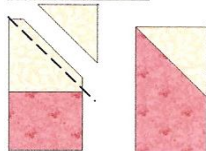
Place a 2½” background square on one corner of the 4½” floral print square, right sides together, lining up the edges. Stitch diagonally across the small square from corner to corner, as shown below, left. Trim off the corner leaving a ¼” seam allowance. Press toward the corner. Repeat with another background square at the opposite corner of the floral square. Trim and press. Then stitch background squares at the remaining 2 corners of the floral square. Trim and press.



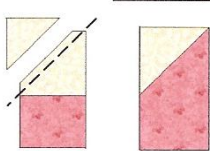
Center Unit

### STAR POINT UNITS: (Make 4)

You need the eight 2½” x 4½” rectangles, plus eight of the 2½” background squares. Line up a background square on top of each rectangle, right sides together. Stitch four of these diagonally at the left hand angle and the other four at the right hand angle, as shown below; trim, press. Make 4 of each.

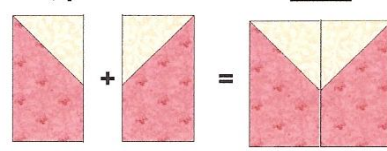


Left hand angle



Right hand angle

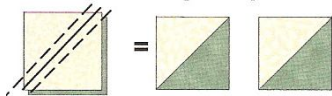
Sew left + right pairs together, pinning to match the centers, to make Star Point Units.



Star Point Unit  
Make 4.


### CORNER UNITS: (Make 4)

First, on the wrong side of each 3” cream background square, draw a diagonal line from corner to corner. Place each on top of a 3” green square, right sides together, and stitch ¼” away from the line, on both sides of the line. Cut apart on the line, press open to make green/cream triangle squares. Make 8 triangle squares. Square these up to exactly 2½” x 2½” before you proceed.



Now, arrange 2 green/cream triangle squares with one plain cream 2½” square and one floral print 2½” square, and sew together to make a Corner Unit. →

Make 4.



Corner Unit

### BLOCK ASSEMBLY:

Arrange the 9 pieced Units into a 9-patch, rotating them to make the star design, as shown in the block at the top of page. Stitch units together into 3 rows. In all 3 rows, press seams toward the Star Point Units. Then stitch the rows together. Press the final 2 row seams away from the center of the block.

**Tucson Quilters Guild, Inc.**  
 March 1, 2010 -- February 28, 2011  
**Membership Application**  
 \$25 General Membership

☐ New    ☐ Renewal

Membership # \_\_\_\_\_

**Please Print Legibly:**

\_\_\_\_\_  
 (Last Name)↑

\_\_\_\_\_  
 (First Name)↑

\_\_\_\_\_  
 (Street Address)

\_\_\_\_\_  
 (City, State, Zip)

\_\_\_\_\_  
 (Phone Number)

\_\_\_\_\_  
 (E-Mail Address)

(Calendar year for dues goes **from March 1 to the end of February.**)

**Please Indicate Birth Month**

☐ January    ☐ July  
☐ February    ☐ August  
☐ March    ☐ September  
☐ April    ☐ October  
☐ May    ☐ November  
☐ June    ☐ December

Alternate Street Address, if appropriate, ie, Winter visitor - Dates of use: \_\_\_\_\_

\_\_\_\_\_  
 (Street Address)

\_\_\_\_\_  
 (City, State, Zip)

Have you ever been a member of the Tucson Quilters Guild? ☐ Yes ☐ No

Are you a resident year-round..... ☐ Yes ☐ No

☐ NEWSLETTER from **website** (needs ID and Password) **OR** ☐ by **regular mail** (hard copy)

I understand that the Tucson Quilters Guild's main goal is the promotion of quilting in the Tucson area. To achieve this goal, the Guild has an annual Quilt Show, various projects undertaken during the year, and planned monthly programs. I will support this goal by sharing my talents and time as generously as I can for the betterment of this organization.

I am willing to help in the following ways:

- |   |   |   |
|---|---|---|
| <input type="checkbox"/> Program Committee    | <input type="checkbox"/> Hostess A <b>NEW</b> Bee | <input type="checkbox"/> Sponsor a new member |
| <input type="checkbox"/> Library Committee    | <input type="checkbox"/> Hostess an existing Bee  | <input type="checkbox"/> Teach a Workshop     |
| <input type="checkbox"/> Membership Committee | <input type="checkbox"/> Bee Keeper               | <input type="checkbox"/> Quilt-a-Thon         |
| <input type="checkbox"/> Hospitality          | <input type="checkbox"/> Endowments/Grants        | <input type="checkbox"/> Other _____          |
| <input type="checkbox"/> Education Committee  | <input type="checkbox"/> Quilting for Others      |   |

\*\*\*\*\*

Each member is expected to act as a hostess at the Quilt Show. Other work includes:

- |   |                                    |  |
|---|------------------------------------|--|
| <input type="checkbox"/> Hanging        | <input type="checkbox"/> Raffle    | <input type="checkbox"/> Bed Turning     |
| <input type="checkbox"/> Hostess        | <input type="checkbox"/> Publicity | <input type="checkbox"/> Viewers' Choice |
| <input type="checkbox"/> Demonstrations | <input type="checkbox"/> Programs  | <input type="checkbox"/> Photography     |
| <input type="checkbox"/> Take Down      | <input type="checkbox"/> Outreach  | <input type="checkbox"/> Other _____     |
| <input type="checkbox"/> Boutique       | <input type="checkbox"/> Judging   |  |

\*\*\*\*\*

Sponsorship for new members--would you like to have a sponsor assigned to you to help you become better acquainted with the guild activities? Check one: ☐ YES ☐ NO -- ☐ Evening Meeting or ☐ Morning Meeting

**SIGNED** \_\_\_\_\_

**To be completed by Membership Committee:**    Renewal ☐    or    New Member ☐

Date Received: \_\_\_\_\_ \$ 25 as Cash or Check # \_\_\_\_\_ for year 2010

PLEASE COMPLETE, SIGN & RETURN WITH DUES & Self Addressed Stamped Envelope  
**Membership, Tucson Quilters Guild, P.O. Box 14454, Tucson, AZ 85732**  
 Make checks payable to Tucson Quilt Guild



Tucson Quilters Guild, Inc.  
PO Box 14454  
Tucson, AZ 85732-4454

It's renewal time again, beat the crowds at the Membership tables by completing the attached 2010 Membership application and returning it with a self-addressed stamped envelope and the Membership committee will return your 2010 card to you in a few days. Send the application and a \$25 check (made out to TQG) to Colleen Babcock, Membership Director, 5225 N. Valley View Rd. Tucson, AZ 85718.

### The Guild Basics

<b>Who:</b>	All Members
<b>What:</b>	<p><b>Business Meeting</b>—First Weds of every month in the Church Classroom</p> <p><b>General Meetings</b> - second Wednesday of the month in the morning or the Tuesday evening preceding the second Wednesday - in the Parish Hall.</p>
<b>When:</b>	<p><b>Business Meeting</b> — 9:30 AM ~ 10:30 AM</p> <p><b>General Meetings:</b> Tues Evening—7:00~9:30 PM. Wednesday—9:30 AM~12:00 PM</p>
<b>Where:</b>	St Frances Cabrini Church 3201 E. Presidio Near Fort Lowell and Country Club
<b>(How):</b> Parking	Guild members are asked to refrain from parking in the spaces in front of the Parish office; the Church wants these spaces to remain open for Church members who have business to attend to in the office. This is the small building to the east of our meeting room. We are welcome to park in any of the other spaces on the church property. Doris Emer, the Guild parking monitor, does a great job patrolling this and she'll let you know if you are in violation!
<b>Why:</b>	Come to get involved with all aspects of the Guild, to make new friends, learn new quilting skills, share, but most of all, to have <b>FUN</b> .