



# FIESTA NEWS!

*Business Meeting* Wednesday, January 6, 2009  
*General Meetings* Tuesday, January 12, 2009 7:00 PM  
Wednesday, January 13, 2009 9:30 AM

## BEGGING FOR HOSTESSES.

I've tried humor; I've tried guilt. Now I am just begging. We are desperate for hostesses all day on Saturday and late Friday afternoon. I am most grateful to those who have already signed up but now we need everyone. Remember, it is the one thing you are required to do as a member. Helping with hanging or takedown does not count as fulfilling your requirement to be a hostess. Where else can you fulfill a two-hour commitment and have fun while you are doing it? I am standing by to take your emails and phone calls now.


Nancy Clancy: [njclancy@earthlink.net](mailto:njclancy@earthlink.net), 520-818-6367



That's right...  
I'm **BEGGING**  
for **HOSTESS**  
**SIGN UPS**

**PLEASE** help  
me out?

ALL quilts must be turned in to the entry committee at the January Meetings.  
NO EXCEPTIONS!! This includes the quilts for judging.  
IF for some reason you can't make the meetings, then have a friend bring your quilt.



## HANGING

Hanging day is Thursday the 21st of January from approximately 9ish to around noon or one. We need help from all of you....men, women, Guild members who need sit down jobs....come one and all. We will be grateful for any time that you can give us. It's a great opportunity to see the quilts up close and personal. Thanks, Pam, Mary, Natalie, Sue and Hope

## PROGRAM: Speaker List for '10 -'11\*

### 2010

February: ..... Paula Nadelstern  
March: ..... Sharon Schamber  
April: ..... Laura Wasilowski  
May: ..... Therese May  
June: ..... Melinda Bula  
September: ..... Kim Diehl  
October: ..... Barbara Oliver Hartman  
November: ..... Sue Nickels

### 2011

February ..... Hollis Chatelain  
March ..... Peggy Martin  
April ..... Sue Benner  
May ..... Suzanne Marshall  
June ..... David Taylor  
September ..... Sue Spargo  
October ..... Pam Allen  
November ..... Cindy Needham

### 2012

February Susan Cleveland

## UPCOMING PROGRAMS

**You May Sign Up Beginning October 7 at the Business Meeting for All These Classes!!**

### **FEBRUARY: PAULA NADELSTERN** **Workshops**

**February 11** Needlestar: Create a 4 patch with a Kaleidoscope Pinwheel Effect

**February 12** Puzzle Quilt: Make a Sampler with a Secret ??

### **MARCH: SHARON SCHAMBER** **Workshops**

**March 11** Magnificent Machine Appliqué Bouquet

**March 12** Free Motion Quilting: Basic Feathers, Corners, Borders and Blocks

### **APRIL: LAURA WASILOWSKI** **Workshops**

**April 15** Stitch After Fusing: Embroidery Embellishments by Hand

**April 16** Inside Stories: Imaginative interior design through fusing

*Check with the Program Co-chairs for supply lists, kit fees and additional information.*

## PROGRAM NOTES

### ***Thanks for your terrific response to early workshop registration.***

Program Co-Directors Lois and Nancy were swamped by eager members at our last business meeting! As a reminder, all upcoming speakers for 2010 and 2011 are posted on the website. Registration opens six months in advance for each workshop and the member tuition of \$40 per day is non-refundable. Complete registration details are posted on the website.

Sharon Schamber: both classes FULL and wait-listed

Laura Wasilowski Stitch After Fusing is FULL Only 4 spaces remain in the Inside Stories workshop

Therese May Mini Mixed Media Art Quilts is FULL Only 7 spaces remain in the Quilted Portraits workshop

Melinda Bula's 2 day workshop is half full.

**THERESE MAY** May 11&12 Lecture: Painted and Embellished Quilts  
May 13 Workshop: Mini Mixed Media Art Quilts (class is full)  
May 14 Workshop: Quilted Portraits

**MELINDA BULA** June 8 & 9 Lecture: Discovering the Artist Within through quilts & wearable art  
June 10 & 11 Workshop: Fabulous Fusible Flowers  
This is a two day workshop (member price \$80) utilizing Melinda's coneflower pattern

Whaaattt??? Did I hear that Nancy Clancy is still looking for hostesses for the show?



## BEES

Established Bees  
December 2009



**Art Quilters** - Bella Quiltworks Every 3rd Wed. at 10 AM Contact: Barbra Hall 622-9268  
[rbarber21@cox.net](mailto:rbarber21@cox.net)

**East Side** First Friday of each month 2-4PM Quilter's Market Contact: Sharon Hass,  
ASID Interior Views 520)760-6074

**Himmel Park** Himmel Park Library Every 3rd Wed. at 6 PM Contact: Ruth Campbell 792-1639

**Mission Quilters:** Mission Quilters: dissolving due to loss of meeting room and lack of attendance.

**Green Valley North of the Border** Contact: Babs Phillips 399-3427 M & I Bank 270 W. Continental Green Valley  
Thursdays 9:30 - Noon

**Material Girls** Contact: Caroline Schau 297-9965 [CarolineSchau@comcast.net](mailto:CarolineSchau@comcast.net)  
At Rotate Homes 1<sup>st</sup> & 3<sup>rd</sup> Thursdays at 1 PM

**Quilting for Others** Flora 404-3238 at Cactus Quilt Shop 3rd Wednesday, 9:30 - Noon  
Theme: Tucson Charities

**Continental Ranch/Twin Peaks Area** Merry Putney 579-3376 9358 N. Sunflower Blossom Pl. (Contact Merry for updates) 3rd Friday of the Month at 10 AM

New Evening Bee! starting Jan 14, Thursdays at El Camino Baptist Church 7777 E. Speedway  
contact: Marty Dobkins email: [Live4everwjc@aol.com](mailto:Live4everwjc@aol.com) phone: 289-5969

## LIBRARY

Tuesday PM meetings we are open from 5:30 to 7:00PM only

Wednesday AM meeting we are open 8:30 to 9:30 and during the break.

To renew books please call Donata Pfisterer the day before the meeting at 733-9557 or send an e-mail to [donatap@photonengr.com](mailto:donatap@photonengr.com).

New Books:

We are adding new books to our collection every month. All holiday books and quilt history books are on their own shelves Please come and "check them out"

Theme of the month:

All the books with baby quilts and children's quilts will be pulled off the shelves and into boxes for the convenience of your perusal. Come in and browse the theme books.

---

### Raffle Tickets:

Thank you to many of you for returning the raffle ticket stubs and money. The contest for the most raffle tickets sold is really going strong. I will have a winner at the February meeting. Please return your stubs and money to me at the January meeting. If you were unable to sell your tickets I would appreciate your returning these also. This will save me from having to order more tickets for the show. Thank you for every ones participation in selling the raffle tickets. Have a very Happy Holiday.

60 placemats were turned in at the November meeting. TOTAL placemats given out this year were 1,156! And we still have around 100 on hand. Many thanks to everyone who helped make this possible.

Nancy Clarke

## Tucson Quilters Guild Board And Committees

**President:** Kathy Harris 520-615-0541 520-370-4323 cell  
**Vice President:** Marie Morris 520-623-0123  
**Secretary:** Sally Dickinson  
**Treasurer:** Joan Swanson 520-297-8433  
**Quilt Show:** Mary Meserve / Mary Bazzano 520-297-9576  
**Members at Large:** Nancy Landon 722-8576  
 Kay Hendricks 325-4509  
**Endowment Committee:** Mary Perry 744-1086  
**Membership:** Colleen Babcock 520-405-5478  
**Programs:** Lois Podolny 520-749-3468,  
 Nancy Arseneault 520-990-4620  
**Committees:**  
**Bears:** Margaret Newman 520-883-4408  
**Bees:** Laura Cotter 520-298-3841  
**Block of the Month:** Kay Hendricks 520- 325-4509,  
 Evelyn George 520-325-0166

## Corresponding Secretary:

**Education:** Jan Wright 520-490-3472  
**Guild Pins:** Patty Kruse 520-885-2069  
**Historian:** Karen Kelter 520-319-0326  
**Hospitality:** Vicki Oberg 520-531-5385  
**Library:** Donata Pfisterer 520-760-0309,  
 Kathryn Wald 520-749-4772  
**Newsletter:** **OPEN**  
**NQA:** Jo Cady-Bull 520-326 4572  
**Place Mats:** Nancy Clark 520-219-1298  
**Parliamentarian:**  
**Quilt-a-thon:**  
**Quilting for Others:** Mary Meserve  
**Raffle Quilts:** 2010 Charlene Didjurgis 520-886 2040  
 2011 Kathryn Wald  
**Website:** Meg Silvern 520-572-1984

## PRESIDENT'S MESSAGE

*How fun were the Holiday Teas? A HUGE thank you to Vicky Oberg and her Hospitality Committee who did another outstanding job!*

*THANK YOU to all the members who left their 'leftovers' for Dallas, the Janitor of St. Francis Cabrini. He struggles to provide for his family and your generous donations really moved him to tears. We filled the large refrigerator and then some.*

*We are near the end of our fiscal year, and still desperately need someone to step up into vital positions for next year. This includes 2 Program, 1 Quilt Show Chair, and 1 Member at Large. Please consider filling one of these positions...we need YOU!!*

*The response to the President's Challenge was awesome!! You were able to vote on 29 quilts!! The winners will be 'announced' at the Quilt Show. They are all so special...and so very, very Orange!*

*The BIG EVENT...Tucson's Quilt Fiesta! Is coming up fast. Please, please, please...sign up as a hostess. IF everyone did their obligation to the Guild we'd have all slots filled. It's a fun way to spend your time at the show.*

*Our Nominations and Budget Review will be coming up soon. Make sure you cast your vote!*

*Kathy Harris, President*



**"If I could, I'd  
pay you to  
hostess at the  
show. Sadly, I  
can't.  
Please help."**

*Want to touch a quilt? Sign up to hostess  
and we'll give you a white glove.  
[niclancy@earthlink.net](mailto:niclancy@earthlink.net) or 520-818-6367*

# Quilt fiesta!

## BOUTIQUE

The boutique MRC will be available at both of the January meetings to view your merchandise. Please bring in 1 item of each different item you wish to sell in the boutique. The contract, tags, guidelines & the Merchandise review & check-in form as well as the 2 hour requirement volunteer signup sheet will be available in January. We still have a few volunteer spaces open. Dorothy and I plan to enjoy the show this year, so please help us fill in the available spots so that we do not have to close down the boutique while we enjoy the show. Gift Boutique Chair: Delilah Peebles, Co-Chair Dorothy Proulx

## CD-DVD'S

Tucson 2010 Quilt Show C.D.s are on sale for \$5.00 at January Guild Meetings

**Your Quilt Show wants YOU. Sign up to Hostess now.**  
[njclancy@earthlink.net](mailto:njclancy@earthlink.net) or 520-818-6367

## VENDORS

We're excited to announce that Swan Sheridan will be heading the 2011 Vendor's Committee. Give her a call: 867-6108 or e-mail:

[xooyan@yahoo.com](mailto:xooyan@yahoo.com) if you wish to co-chair with her on this fun, exciting task of selecting the vendors.

Bobbie Aug, certified AQS appraiser, will be available to appraise your quilts at the Show. An appraisal form can be filled out in advance and brought or mailed to save time. If your quilt is hanging in the Show, this form must be received prior to the Show or on the first day. (See the website for this form).

Thanks to everyone who've signed up to be Vendor Hostesses at the Show.  
We'll be sending you information about your responsibilities prior to the Show.

Dorothy, Donata, Jo

## TAKE DOWN

A great big thank you to everybody who has already signed up to help take down the quilt show. The more hands we have, the faster we'll get the job done and begin distributing the quilts. You still have time to let us know you can help out – we will have sign-up sheets at the January meeting, or you can email me at [tabfull@aol.com](mailto:tabfull@aol.com). Please include any husbands, brothers, uncles, sons or significant others who can supply muscle and/or ladder climbing ability. Thank you. Adrienne

## RAFFLE TICKETS

Thank you to many of you for returning the raffle ticket stubs and money. The contest for the most raffle tickets sold is really going strong. I will have a winner at the February meeting. Please return your stubs and money to me at the January meeting. If you were unable to sell your tickets I would appreciate your returning these also. This will save me from having to order more tickets for the show. Thank you for every ones participation in selling the raffle tickets. Have a very Happy Holiday.



## BLOCK OF THE MONTH

Oh, my, your beautiful "Trimable Tree" blocks looked great up on the stage at the December Holiday meetings--they really stood out next to all the orange challenge quilts! Congratulations to Colleen Babcock, who won the 8 trees on Tuesday, and to Carol Ann Keck and Barbara Bledsoe, who won 14 each on Wednesday. Thanks to everyone who entered --and, Tuesday members, are you really letting the Wednesday group get that many more blocks made?

At our January meetings, we'll have the drawings for your "Stained Glass" blocks (the pattern was in last month's newsletter). If you have lots of scraps, especially in 1800's reproduction prints, or other small-scale darks and lights in similar colors, this is an easy way to use them up! This one almost looks like a charm quilt, if you include lots of variety. So gather up those bits and pieces, and cut just squares and rectangles, for a very charming traditional block. You could be a lucky winner this time!

And in this newsletter is the pattern for "Pinwheel Play", the last scrappy block in our set of 12 for the year. Make these with a dark blue background and colorful, bright pinwheels, and bring them to the February meetings. After that, in March we'll start a new set of 12" All Star Blocks, and perhaps we'll add a surprise block now and then, in a different size, just for fun! Stay tuned!

We will be offering our \$5 Block of the Month pattern sets for sale in the Gift Boutique, at the Quilt Fiesta in January. After that, if we have any left, we'll bring them to the meeting in February. Many of you have already collected the sets for your pattern library, but if you have missed any that you wanted, now is the time to get them, as we're not planning to make any more sets (2002 through 2008) once these are gone. At least not for a while! You can call Evelyn at 325-0166 if you want to reserve one, or else get there early to buy at the Boutique!

Happy New Year, and Happy Quilting,  
Evelyn George and Kay Hendricks

### Endowment Committee Grant:

The Endowment Committee selected a project grant to partially fund the production costs to create an authentic pattern from the fragile and historically significant Capt. Aust quilt circa 1852, a Baltimore Album Quilt. The grant was submitted by the Baltimore Appliqué Society and written by Marylou McDonald. The January 2010 issue of American Quilter has an article, "Tracing History" about a project very similar to the one submitted for funding. Janet Z. Esch explains how Marylou McDonald, Eleanor Layman, and Margo Cramer "... spend hundreds of hours developing consistent and innovative methods to create authentic patterns from priceless antique quilts."

The Tucson Quilters Guild can be very proud of the grant awarded to support their work on the Captain Aust Quilt.

### Treasurer:

We are coming close to the Quilt show and the guilds fiscal end of year. I would appreciate that everyone submit their receipts and check requests with the necessary approval to me as soon as possible. A brief explanation as to what the request is for and to what committee it belongs to helps me to enter the request in the proper category. Deposits should be attached with the necessary check/cash form completely filled out as to what committee and or sub committee the deposit belongs to. Please check the checks as they should be made out to the guild and not to me. 1099 forms will be in the mail right after the first of the year. I will be contacting a few of you for social security numbers if I do not have them. Thank you and have a very Happy Holiday.



We've received word of the passing of Judy Alexander, TQG member. Contributions may be made to the American Cancer Society.

### **Wearable Art Fashion Show and Brunch**

Benefits Springboard Home for Youth in Crisis

February 13, 9:30 AM at the Manning House

Quilt Raffle Tickets on sale for \$5.00 each.

Wearable Art Fashion by Michele Watts,

Guest Speaker Nancy Turner of 'These is My Words' and 'Sarah's Quilt' For more info contact Susie Voss at 529-0355

**Block of the Month – February 2010**  
**“Pinwheel Play” © 2009 Evelyn George**  
**12 ½ inches unfinished**

Here is the last block in this year’s set of 12 scrappy Block of the Month designs, and it’s so easy, you’ll want to make lots of them! Diagonal corner piecing makes the pinwheel in the center of each block, and when the blocks are joined in a quilt, more pinwheels magically appear at the corners where four triangles come together!

**COLORS**

Use medium or dark blue for the background color.  
 Choose two or more light or bright colors for the pinwheels. (You can use a variety of colors to make scrappy pinwheels—but cut all the background pieces from the same fabric, for the best effect.)

**CUTTING**

- 8 3 ½” squares in bright colors**
- 8 3 ½” x 6 ½” rectangles of dark blue**

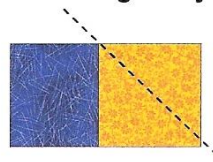
**TRIANGLE STRIPS**

*(The triangle shapes are formed from the squares and rectangles, using a diagonal corner piecing method.)*

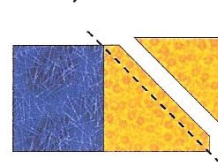
Draw a diagonal line on the **wrong side** of each 3 ½” square. Place a square on top of the **right hand end** of a 3 ½” x 6 ½” blue rectangle, **right sides together**.

**Check to be sure the line goes diagonally across the upper right corner, as illustrated, right.** This angle ensures that the center pinwheel will go in the correct direction, and that more pinwheels will be formed when the blocks are sewn together into a quilt. Stitch on the drawn line, through both fabrics. Trim off the corner, leaving ¼” seam allowance. Press seam allowance toward the corner. This is a Triangle Strip. Repeat to make 8 Triangle Strips, making sure the angles are the same on all of them.

**1) stitch diagonally**



**2) trim corner**



**3) press →**



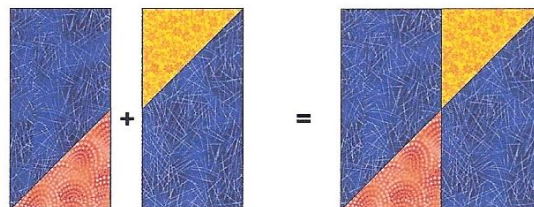
**TRIANGLE STRIP (make 8)**

**(The triangles can be assorted colors)**

**DOUBLE TRIANGLE UNITS**

Position two Triangle Strips together side by side, with the triangles facing each other but at opposite ends of their strips, as shown in the illustration at right. →

The tips of the two triangles should just meet in the center of the unit, after the seam is sewn. To get them to meet nicely, pin ¼” from the edge through both seam allowances at the point where the two triangles should meet. Stitch together. The resulting Double Triangle Unit should measure 6 ½” x 6 ½”. Make 4 Double Triangle Units, for the 4 quarters of the block.





**DOUBLE TRIANGLE UNIT (make 4)**

**BLOCK CONSTRUCTION**

Arrange the 4 Double Triangle Units as shown at right.

**Note that each unit is turned in a different direction.**

(Unit seams are going horizontally in the upper left and lower right quarters, and vertically in the lower left and upper right.) When units are correctly positioned, you will see a pinwheel in the center of the block, and a single triangle in each corner. Pin and stitch the 4 parts together like a 4-patch, to make the “Pinwheel Play” block, as shown at top of page.





Tucson Quilters Guild, Inc.  
PO Box 14454  
Tucson, AZ 85732-4454

The Guild Basics	
<b>Who:</b>	All Members
<b>What:</b>	<p><b>Business Meeting</b>—First Weds of every month in the Church Classroom</p> <p><b>General Meetings</b> - second Wednesday of the month in the morning or the Tuesday evening preceding the second Wednesday - in the Parish Hall.</p>
<b>When:</b>	<p><b>Business Meeting</b> — 9:30 AM ~ 10:30 AM</p> <p><b>General Meetings:</b> Tues Evening—7:00~9:30 PM. Wednesday—9:30 AM~12:00 PM</p>
<b>Where:</b>	St Frances Cabrini Church 3201 E. Presidio Near Fort Lowell and Country Club
<b>(How):</b> Parking	Guild members are asked to refrain from parking in the spaces in front of the Parish office; the Church wants these spaces to remain open for Church members who have business to attend to in the office. This is the small building to the east of our meeting room. We are welcome to park in any of the other spaces on the church property. Doris Emer, the Guild parking monitor, does a great job patrolling this and she'll let you know if you are in violation!
<b>Why:</b>	Come to get involved with all aspects of the Guild, to make new friends, learn new quilting skills, share, but most of all, to have <b>FUN</b> .