



# THREAD TALES

## from TQG

### DECEMBER PROGRAM—Stephanie Nordlin

December 11, 12 Lecture:

**“Wearable  
Postcards  
Lecture/Trunk  
Show”**



### PRESIDENT'S MESSAGE

Dear Tucson Quilters,

The holidays of 2018 are upon us.

As I write this evening, I look forward to a big turkey dinner tomorrow with family and friends. It seems appropriate that we give thanks for all that we have before diving into the mild insanity of the next celebrations. This year, I am especially reminded of our blessings when so many of our fellow humans have lost so much, especially loved ones, to flood and fire and war and famine. I am grateful in particular that our quilting craft allows us to share a bit of warmth with others.

For the December meetings I ask that you bring quilts and stockings and pillowcases to bring a little cheer and warmth to others. Bring them to the Guild and we will get them to the right places.

Maybe bring some cookies too.

Yours in quilting,

Elaine Romanelli, [president@tucsonquiltersguild.com](mailto:president@tucsonquiltersguild.com)  
President, Tucson Quilters' Guild

### DECEMBER Calendar

**Business Meeting:**  
Wed. Dec. 5, 9:30 am

**General Meetings:**  
Tues., Dec. 11, 7:00 pm  
Wed., Dec. 12, 9:30 am

**Newsletter Deadline:**  
Submission deadline for the  
**December Newsletter:**  
**Wed., December 19**  
Articles should be sent to  
Newsletter Editor  
[newsletter@tucsonquiltersguild.com](mailto:newsletter@tucsonquiltersguild.com)

**2019 Quilt Fiesta! Show  
Committee—Friday,  
December 14, 10 am** at  
the police station on the  
NW corner of Alvernon and  
22nd Street. **All are welcome.**

### THREAD TALES from TQG

#### TQG Volunteer Opportunities 2

TQG Deadlines 2

**Meet a Member 3**

2018 Quilt Fiesta 4-8

**Assoc. Organizations 8—9**

Future Programs 10

**Ads 11**

Bees 12

**Meeting Place Info 13**

TQG Board 14

**Pattern of Month 15**

# Help Wanted—Become a Board Member!



## HELP WANTED – Volunteer Board Members Needed

We're looking for five (5) talented conscientious volunteer board members to lead and strengthen our Guild.

If you can contribute your time, thoughtfulness, and leadership and are interested in exploring this opportunity contact Lynn Rubel at [UnicornquiltingAZ@gmail.com](mailto:UnicornquiltingAZ@gmail.com) or 928.713.4872. Elections will be held at the March 2019 meetings.

If you are unable to step up but you know of someone that would be an asset to Tucson Quilters' Guild, please ask them to contact me.

The term of offices shall be one two (2) year elected term of office.

### Positions we need to fill in 2019:

- **President** -To preside over all meetings, to be an ex-officio member of all committees except the nominating committee, to appoint or dismiss committee chairmen with the approval of the Board of Directors to coordinate the work of appointed committees and act as liaison with other needlework groups or with community authorities.
- **Vice-President** – To perform the duties of the President in the temporary absence of that officer. The Vice President shall form and oversee a by-laws committee to initiate an annual review of By-Laws and Guidelines for all Board and Committee chair positions, appoint an audit committee, and preside over either the daytime or evening meetings in the absence of the President. In the event of a vacancy in the office of President, the Vice-President automatically becomes President, and a new Vice-President shall be elected.
- **Quilt Show Co-Director** - To appoint and coordinate sub-committees for annual quilt show.
- **Evening Members-at-Large** -To represent the membership as a whole and bring issues of interest or concern to the rest of the officers. There shall be 2 Members-at-Large, elected in alternating years. One Member-at-Large will be elected from the evening meeting attendees, and one will be elected from the morning meeting attendees.
- **Endowment Director** – To oversee the Grants Committee, consisting of 3 to 5 members appointed by the Endowment Director. The committee is responsible for reviewing the requests for grants to insure the requests meet the grants guidelines, and making a written recommendation to the Board for distribution of grant and donations

## TQG DEADLINES

### DECEMBER 2018

Small Quilts Due for Small Quilt Charitable Auction ([See page 9](#))

### JANUARY 2019

Voting for President's Challenge

### FEBRUARY 2019

February 12 & 13 Turn in Show Quilts  
**February 22, 23, & 24 2019 Quilt Fiesta!**

# Meet A Member



**Name: NATALIE FURREY**

**Guild Number: 430**

**How long have you been a member? Long Time**

**What type of quilting speaks to you?**

**Detail, color quality, precision and persistence**

1. How and why did you join the guild? I'm number 430 that was ages ago and I can't recall. The why: Programs are great.
2. What is your quilting background? I started in about 1978 or so when rotary cutters were first sold. Still have the first blank rulers!
3. What was your first quilt like? Use up all the fabric. Goal was have nothing left and now it is a patched up rag.
4. Who is your favorite quilting guru, mentor, or inspiration, and why? Sue Nickles or Ruth B. McDowell (It's a tie). Like neat, clean, cool techniques and enthusiastic. Love interpretation in fabrics of photographic images.
5. When you are not quilting what are your favorite pastimes? Cooking, camping, napping, reading and flower gardens.
6. What have you most enjoyed about being a member? Experiencing the new friends, new teachers and new techniques.



7. What is your favorite color? All colors!! No ugly colors Favorite food? Anything but muscles.
8. What do you want the guild to know about you? That I am always learning and don't like to repeat an easy project.
9. Tell us something about yourself that we do not know about you? It is hard for me to be "social" and very easy to be with only one friend at a time.
10. What question about you did we not ask that you wish we had? What have you learned about fabric over the years you've been quilting? – My stash can surely become dated!

# 2019 Quilt Fiesta!

## About Quilt Show Entries

Not infrequently, the Quilt Show Committee receives questions about why the quilt entries are due in October. It's a fair question. The committee would like to share with Guild members the reasons we set the October date.

Designing a beautiful, well-laid out show and preparing for judging are two of the main tasks for our Quilt Fiesta! each year. There are dozens of additional tasks involved such as contracts with the convention center, vendors, concessions, etc., but they do not affect entries.

The first use of your entry forms is that the information about your quilt is entered into a spreadsheet. Who is the Guild member entering the quilt? What is its title? How big is it? How can we contact the person entering the quilt? What category does each quilt belong in? It's a large, detailed spreadsheet and it must be accurate. The information is shared among the judging subcommittees and the quilt display committee.

Judging subcommittees handle assigning numbers to quilts based on their category. Identification tags are prepared for the pillowcase, quilt and claim tags that you need to sew on before quilt turn-in. The cards that hang beside each quilt are created from the information on the entries. The judging committee compiles the entries for each judging category and prepares the judging schedule. This is dependent on entries and cannot be completed until entries have been turned in. The Guild determined many years ago to have a judged show with ribbons as awards. Printed ribbons need to be ordered with a significant lead time. Once arrived, they need to be completed with the unique topper made by Guild volunteers each summer. Another spreadsheet is created to produce the identity labels for the backs of ribbons.

Designing the show is a huge job and that falls to the quilt display committee. Your photos and entry information are used to design each panel of black drape. Will this quilt look good next to that quilt? Is that spot the right one for a quilt that size? It's an artistic challenge and the Quilt Fiesta! has a well-deserved reputation as a beautiful Guild show. Once the committee has each quilt placed on the drawing board, it's time to create the hanging plans for the volunteers who hang the quilts before the show opens. This involves layout drawings for hanging teams and working with the hardware team to be sure that the right length rods, slats and chains are identified for each quilt as well as organizing the plan for quilt distribution to the hanging teams.

Quilt Fiesta! is a big deal for our Guild. We love seeing the beautiful quilts you make and we love putting on the show. You probably can see that the show committee can always use more helpers and we hope you will understand a little more about why it takes about three and a half months between entry deadline and the show. We've learned that about 300 quilts make a lovely show in our space. In the past few years the entry deadline has been extended to reach that 300 number. At this point, with the volunteers and technology currently available as well as two major family holidays in the interlude between entry deadline and show, the show committee cannot extend the deadline further.


However, nothing stays the same forever. The committee is always looking for new and better ways to do things. This question can and should be looked at every few years. In the meantime, keep quilting, enter a quilt and enjoy the show! And by the way, don't forget to volunteer. You have a talent to share.

Ruth Martin  
For the Quilt Show Committee

# 2019 Quilt Fiesta!

## OPPORTUNITY QUILT TICKETS.....

It is **not too late** for you to pick up your packet of Opportunity Quilt Tickets. To date a little over 200 members of the Guild have picked up their packets. To those 200+ members---**"THANK YOU!"**. That still leaves approximately 200 members who need to drop by the Opportunity Quilt Ticket desk and pick up their ticket packets. Each packet contains 6 tickets worth \$10 (\$2 for single ticket or \$5 for 3 tickets), contact information sheet and a photo of the 2019 quilt ----**Sonoran Solstice** (98" x 117"). **Do your part!!!** Pick up your package of 6 tickets at the December 11 or 12th Tucson Quilters Guild meeting. If you cannot attend, please send an email with your complete mailing address and contact phone number to: [cgasker@gmail.com](mailto:cgasker@gmail.com) and your tickets will be mailed to you. Thank you in advance for your support. Char Gasker, 2019 Quilt Fiesta Opportunity Quilt Ticket



## Quilt Display Committee (formerly known as the Hanging Committee)

### Quilt Hangers Needed!

Thursday, February 21st, is the day we put the quilts on display for the show. We need people to help hang the quilts. This is a well organized effort that goes quickly when we have enough people. Generally we finish around noon. PLEASE sign up with Kathy Zimmer at the next meeting or e-mail or call Kathy if you can help - [kapplique@aol.com](mailto:kapplique@aol.com) or 271-1068.

Hanging the quilts is actually fun and a good way to see the quilts and even photograph them when there are no crowds to get in your way.

Chris Nelson

# 2019 Quilt Fiesta!

## ANNOUNCING 2019 Quilt Fiesta! Vendors

2019 Vendor List for the Tucson Quilters Guild 2019 Quilt Fiesta! are the following vendors:


**Focus on Fabric**  
**Superior Threads**  
**[i-bead.com](http://i-bead.com) & [i-stitch.com](http://i-stitch.com)**  
**35<sup>th</sup> Ave Sew & Vac**  
**Monica's Quilt and Bead Creations**  
**108" Quilt Backings**  
**Dragonfly Dyeworks**  
**Desert Stitchin'**  
**Pegboard Highway**

**Private Source Quilting**  
**A Couple of Old Broads**  
**Cathey's Sewing & Vacuum**  
**James W.M. Carroll Antiques**  
**Julies Sewing Corner & Quilt**  
**Quilted Glass Studio**  
**Tailor Made Tables**  
**Unique Fashions**

If you know of a vendor get the details (names and email address) and give it to Cathy Dargel, 520-746-9246. We want to fill up the entire vendor area with paid vendors, please help us! And if you run into the above vendors, make sure you tell them that we are looking forward to seeing them!



## JUDGING - QUILT FIESTA



Look for me at both guild meetings in December. I will have the list of people who helped with judging last year. Let me know if you are available to help this year. If you did not help last year and want to join us, come and sign up. The dates for judging are February 18<sup>th</sup> and 19<sup>th</sup> (Mon. & Tues.) from 8 am to 5 pm. If you can't be at the meeting, call me, Karen Kelter, at 319-0326 or email me at [azgal39@yahoo.com](mailto:azgal39@yahoo.com).

# 2019 Quilt Fiesta!

## Small Quilt Auction for 2019

It's time to start on your new little quilts for the auction that accompanies the 2019 Tucson Quilt Fiesta. "Small" means a small wall piece, doll quilt, or even table runner to display and sell at the show.

Just as my predecessor did for 2018, I am asking for your donations in a few ways.

You may make a small quilt from start to finish. I have discovered that leftover blocks from a bigger project are a great way to begin. I also like trying new techniques in a small piece just to have fun doing something new. And of course there are the pieces that I've started that will not go any further—this is a great way to finish and pass them along.

You may also donate small, unfinished pieces—"lamentables"—to the guild for someone else to finish. Your leftovers may immediately inspire someone else to make a small wonderful quilt. Even if your leftovers are very simple, they could be a fun beginning for someone else. I adopted a cut square of Elvis fabric last year, added a border, a guitar, and some quilting, and people were fighting over it!

Finally, you can select one or more "lamentables" and be the one to make a "lovely". At the June guild meetings, I already had some available, and almost all of them were picked up. I am looking forward to seeing what they become.

Remember, the income from the Small Quilt Auction will be donated to a worthy cause or organization in the Tucson Community. Think about who you would like to see receive these funds, and pass the organization's name along to us. Our membership will vote to select the recipient. The recipient does not have to be quilting related.

Thank you so much in advance for your precious work. Speak to me at the meetings, or email me with any questions.



### SMALL QUILT ENTRY FORM (FOR COMPLETED DONATIONS)

Quilter's name(s): \_\_\_\_\_

Address and Phone # \_\_\_\_\_

Email address: \_\_\_\_\_

Quilt Title: \_\_\_\_\_

Quilt width: \_\_\_\_\_ Quilt length: \_\_\_\_\_

Artist's statement about this quilt: (50 words or less)

-----OFFICE USE ONLY-----

QUILT NUMBER \_\_\_\_\_

# 2019 Quilt Fiesta!

## **VOLUNTEERS NEEDED!**

Hello Everyone,

Quilt Fiesta 2019 requires a lot of help from all of our members, plus some friends and families. A requirement for membership is that everyone to the best of their ability take a two hour volunteer shift during our annual quilt show. There are positions which require walking, standing and sitting.

As of now, all of the sitting morning shifts on Friday are filled, but there are a few openings on Friday afternoon. We will taking signups before and after the general meetings and during the breaks. Another way to sign up is to use a computer program called *SignUp*. It is safe to use, there are advertisements on the page, which is annoying but it does make it cheaper. Using this link will take you to the proper place. <http://signup.com/go/FABqNFm>

All volunteers, members or non-members, on the day of the show that they work have free admission.

If you have any trouble, email me at [joline@dbelltech.com](mailto:joline@dbelltech.com) or call/text me at 520-975-7021.

Thank you,  
Joline Albaugh, Hostess Chair



## Other Organizations Associated with TQG

### **Quilt for a Cause**

We had a very successful event at the Quilt Expo the weekend of Nov. 17th – 19<sup>th</sup>. We sold many tickets for our opportunity quilt and a gift basket. The winner of the quilt – Christmas Star – was Dolly Kerchar from Alberta, Canada; she winters in Goodyear, AZ. The winner of the gift basket was Jenny Magee.



To finish out the year we are looking forward to our Holiday Quilt Sale at TMC in the Fireplace Room (at the corner of Beverly & Grant). Hours: Friday Dec. 7 from 9:00 am to 5:00 pm and Saturday Dec. 8 from 9:00 am to 6:00 pm.

## Other Organizations Associated with TQG

### **Arizona Quilt Documentation Project – Tucson** **By Sue Franklin**

This month, the impact that Gena Kittner Luecke's article in the October issue of *Desert Leaf* had for quilt documentation was realized! The team, with the help from five additional persons, Gabriella Duncan, Eileen Erickson, Janet Hasson, Karen Porter, and Carolyn Moser, documented 26 quilts; 30 were scheduled, more than our usual 24 or 25, and sadly, a couple no show/no call. Also, 10 persons arrived with quilts thinking they didn't need an appointment. After I got their contact information, I politely told them their names would be on my ever growing list. The quilts documented were amazing. They ranged from a number of the classic *Grandmother's Flower Garden*, a favorite of the 1930s, to one more recently made, Chris Nelson's lovely *The Moose Room*. Dottie Davis, 91 years young, brought in *The Alphabet Quilt*, made by her mother when Dottie was three years old. Dottie remembers handing her mother scraps from the scrap bag as she appliquéd her quilt. We also had a lovely *Album Friendship* family quilt, shared by Sara C Meyers. There were blocks dated 1850 and 1851 and the fabrics in that quilt were fabulous, some I'd love to have in my stash. Jane Armstrong brought her *Chimney Sweep*, now a quilt. At a 2017 public documentation, the team documented the top that Joan acquired several years ago. She has the 2017 documentation label sewn to the front of the quilt. Jody and Steve Long brought a *Nine Patch* that they acquired at a yard sale at the Patagonia Festival. Steve's ancestors founded the Tucson Rodeo. Cindy Tollman brought two quilts; the first, a lovely cheddar and green *8 Pointed Star in Nine Patches*, circa the first half of the 19<sup>th</sup> century, and also an appliquéd *Wreath of Roses*. Reta Neff, brought a beautiful *Double Wedding Ring Variation*, circa 1930s with borders added later. It needed some repairs (six) that I did prior to the documentation. When I asked Reta if she could spot them, she could find only one.

Linda Vaubel may have been thinking of the coming holiday season when she had her lovely *Vintage Ornament* quilt documented. A *Pink and Blue Satin Baby Quilt* that was Hanna Clark's as a baby also joined the list. Jacqueline Thames brought *Grandma Hattie's Sawtooth Star* and a *Grandmother's Flower Garden Variation*. Martha Lee McKierman brought a beautiful appliquéd *Butterfly* quilt, twenty in the center and one in each corner. The team documented still another *Grandmother's Flower Garden* owned by Debra Jones. I think the *Flower Garden* gets the top billing for the most done at this documentation. It's easy to see how it became a quilters' favorite in the 1930s. Debra had another beautiful quilt, in soft colors, *Rising Star*, with a lovely triple border. Carrie Smoot shared her lovely pink bordered *Grandmother's Fan*, while E Marshall Johnson brought his *Railroad around Rocky Mountain*, a stunning multicolor piece.

Mary Frazier shared *My First Quilt*. Isn't it fun to see first quilts and then the later ones? She also brought *Aunt Nellie's Quilt*. Adele Rebman brought a beautiful *Colonial Coxcomb*, with striking colors of deep green and varied pinks and reds. We had a *Contained Crazy*, too, owned by Patricia Carlson. Like most Crazies, it showed some signs of trouble, but still was lovely. Patricia also brought a *Grandmother's Flower Garden*, this one with a green border and lots of green in the flowers. The team documented two quilts for Laurel W Clark; a *9 patch Orange Peel* and a *Grandmother's Flower Garden*. Mary Katzner shared her *6 Pointed Double Stars*, while Carol Helming shared a *Double Wedding Ring* and E Marshall Johnson, his *Railroad around Rocky Mountain*.

Every quilt has a story. Don't you wonder what story your quilt has to tell?

**The next Public Documentation is scheduled for April 6<sup>th</sup>, 2019 at the Arizona History Museum. It is filled. Please contact either Kate Clark at 520-742-100 or Sue at 520-490-4721 if you'd like to be put on the list for a future event.**


Anyone is welcome to visit our meetings! We **love** guests. For questions about either quilt documentation or joining the team, please either call or email Tucson liaisons Sue Franklin, (520.490.4721; [suevette63@comcast.net](mailto:suevette63@comcast.net)) or Terry Gryzb-Wysocki, (520.749.9326; [terry-gw@mindspring.com](mailto:terry-gw@mindspring.com)). New team members are welcome. Monthly training sessions are held from 9:30 until 12:30 at the *Ellie Towne Flowing Wells Community Center* on Ruthrauff Road. **The next documentation session is Monday December 10th.** Information about quilt documentation teams throughout Arizona may be obtained from Lynn Miller at either 480.202.1230 or [azquilt doc@yahoo.com](mailto:azquilt doc@yahoo.com). Lynn also needs people familiar with the computer to aid her with data entry for the *Quilt Index*. Lynn does distance training which takes about two hours.

## PROGRAM NOTES

Click on the website address to look at the workshops in detail. Most websites will also have the Supply List needed for the class. The 1 day classes are \$50 and the 2 day classes are \$100. We can now accept credit cards. The classes are from 9:00 AM to 3:30 PM each day and they are held at the St. Francis Cabrini Church, 3201 E. Presidio, Tucson, AZ 85716 in the large multi-purpose room (the same location as the lectures). These workshops are a great opportunity for you to learn new quilting skills at a very reasonable price from professional quilters from all over the United States!

**Questions: Contact Program Directors:** Hester Rogers, [hesterrodgers@gmail.com](mailto:hesterrodgers@gmail.com)  
Joline Albaugh, [Joline@dbelltech.com](mailto:Joline@dbelltech.com)


## Upcoming Programs



**2019**

**January 2019**  
**Jessica Dickinson**

January 8, 9th Lecture: "My Journey through  
Scrap Mountain"  
No Workshops



**February 2019**

February 12 & 13 Turn in Show Quilts  
**February 22, 23, & 24 2019 Quilt Fiesta!**

**March 2019**

**Paula Nadelstern**

March 12 & 13 Lecture: Simple Quilts Complex, Fabrics  
March 14 Workshop: Simple Symmetry  
March 15 Workshop: Sixty-Thirty: a Kaleidoscope Class

**April 2019**

**Kathy McNeil**

April 9 & 10 Lecture: TBD  
April 11 Workshop: The Language of Flowers-[Supply List](#)

**May 2019**

**Norah McMeeking**

May 7 & 8 Lecture: Bella Bella Quilts  
May 9 Workshop: St. Marks Wallhanging

**June 2019**

**Helen Frost**

June 11 & 12 Lecture: Lone Star Quilts: A Galaxy of Quilts  
No Workshop

## ANNOUNCING

### Now Open!



**Tucson's newest embroidery & long arm quilting shop.**

**We specialize in:**

**Professional quilting services**

**Custom embroidery**

**Custom quilts**

**Conveniently located in central Tucson.**

**2447 N Stone Ave, Tucson, AZ 85705**

**Call us or email us for a weekend appointment or stop by.**

**Shop hours of operation:**

**10:00 am – 6:00 pm, Monday thru Friday**

**520-347-3966**

**Website: [www.purplesandllc.com](http://www.purplesandllc.com)**

**Email: [customerservice@purplesandllc.com](mailto:customerservice@purplesandllc.com)**

**Owner: Kimberly Votava**



Tucson Quilters Guild and Tucson's Quilt Fiesta! have a Facebook page! Since this is FREE publicity for our Guild and our show, ask your friends

to 'like' the page. What can be better than free?

<https://www.facebook.com/pages/Tucson-Quilters-Guild-Tucson-Quilt-Fiesta/121887434544473>

### Newsletter Advertising

Members: \$5.00 for small want ads for Quilting/ sewing related items

Quilt related-businesses: \$25 business card size, \$50 1/4 page, \$100 half page

For additional information and to reserve space in the next newsletter,

email the newsletter editor:

[newsletter@tucsonquiltersguild.com](mailto:newsletter@tucsonquiltersguild.com)

# 2018 Tucson Quilters Guild Bees

## OPEN, CLOSED & INVITATIONAL

### EAST SIDE

#### ART QUILTERS:

Contact: Karen Fisher 520-572-8825  
Where: Eastside City Hall, Columbus & 22nd, Library  
When: Third Wednesday, 10 AM to Noon  
OPEN to new members

#### EASTSIDE QUIET BEE:

Contact: Vicki Moore, 520-748-7219 or 241-7290,  
[vmore7331@hotmail.com](mailto:vmore7331@hotmail.com)  
Where: ask Vicki  
When: First Thursday 6:30 PM  
OPEN to new members

#### SUNSET BEE:

Contact: Char Gasker [cgasker@gmail.com](mailto:cgasker@gmail.com)  
Where: members homes on the far east side of Tucson  
CLOSED to new members

#### PACIFIC RIM QUILTING BEE:

Contact: Shelby Meyer [shelbymeyeraz@cox.net](mailto:shelbymeyeraz@cox.net)  
Where: Quilt Basket  
When: First Tuesday of the month, 10:00 AM  
OPEN to new members

#### TUCSON ART QUILTERS:

Contact: No contact person at this time  
Where: Ward 2, City Council Offices, 7575 E. Speedway,  
Tucson 85710  
When: Third Wednesday at 10 AM  
OPEN to new members

#### HIMMEL QUILTERS

Contact: Ruth Campbell (520) 792-1639 [sruthie@cox.net](mailto:sruthie@cox.net)  
Where: Himmel Park Library  
When: 3rd Wednesday 6 PM to 8 PM  
OPEN to new members

#### SIESTA BEE

Contact: Shellie Whitman (520) 850-0810  
Where: Members homes  
When: 3rd Tuesday 1PM to 4PM  
CLOSED to new members



### NORTHWEST

#### MATERIAL GIRLS:

Contact: Cindi Huff (623) 225-6109  
[quilteronthego57@gmail.com](mailto:quilteronthego57@gmail.com)  
Where: members homes  
When: 1st & 3rd Thursdays, 1:00 PM – 4:00 PM  
BY INVITATION ONLY

#### MONA LISA BEE:

Contact: Denise Withrow (520) 429-3936  
Where: Foothills Community Church, 3301 W Overton Rd,  
Tucson 85742  
When: 3rd Monday, 9:30 AM – 11:00 AM  
BY INVITATION ONLY

#### PICTURE ROCK BEE:

Contact: Denise Withrow (520) 429-3936  
Where: Members homes  
When: 1st Monday 1:30 PM – 3:30 PM  
BY INVITATION ONLY

#### PIECEPATCHERS:

Contact: Evelyn George [quilter4ever@cox.net](mailto:quilter4ever@cox.net)  
Where: Members homes  
When: verify  
CLOSED to new members

#### NORTHWEST NEEDLERS:

Contact: Evelyn George [quilter4ever@cox.net](mailto:quilter4ever@cox.net)  
Where: Members homes  
When: verify  
CLOSED to new members

### SOUTHWEST

#### MONDAY NIGHT QUILTERS:

Contact: Marie Morris (520) 403-6208 or (520) 623-0123  
[mimawsquilting@hotmail.com](mailto:mimawsquilting@hotmail.com)  
Where: 2555 W Valencia  
When: 6:30 PM – 8:00 PM Sept – Nov and Jan – March,  
3rd Monday in September and Monday after Martin Luther  
King's day  
OPEN to new members

### NORTHEAST

#### NORTHEAST 9 PATCHERS:

Contact: Kathy Borton  
Where: Members Homes  
When: 9:30 AM 1st Friday  
CLOSED to new members

BEE KEEPER: Elizabeth Sonnenfeld,  
[epsonnenfeld@gmail.com](mailto:epsonnenfeld@gmail.com)

# Tucson Quilters Guild Basics

<b>Who:</b>	All Members
<b>What:</b>	<b>Business Meeting</b> —First Wednesday of every month in the Church Classroom. <b>General Meetings</b> - Second Wednesday of the month in the morning or the Tuesday evening preceding the second Wednesday - in the Parish Hall.
<b>When:</b>	<b>Business Meeting</b> — 9:30 AM ~ 10:30 AM <b>General Meetings:</b> Tuesday Evening —7:00~9:30 PM Wednesday Morning —9:30 AM~12:00 PM
<b>Where:</b>	St Frances Cabrini Church 3201 E. Presidio Near Fort Lowell and Country Club
<b>(How):</b> Parking	Guild members are asked to refrain from parking in the spaces in front of the Parish office; the Church wants these spaces to remain open for Church members who have business to attend to in the office. This is the small building to the east of our meeting room. <b>PARKING NOTICE:</b> Tuesday evening attendees: The Church's Family Classes are in session again, so PLEASE DO NOT PARK IN THE FRONT LOT. Use the side or back lot.
<b>Why:</b>	Come to get involved with all aspects of the Guild, to make new friends, learn new quilting skills, share, but most of all, to have <b>FUN</b> . But please, <b>do not wear fragrance to meetings</b> .
<b>Cost:</b>	Members (\$30/year, due in March) and Guests (\$5.00/meeting with guest speaker)

## Reminder: Use of Cameras at Guild Meetings

Due to copyright concerns, photos may be taken before the meetings, during the breaks, and after the meetings. No photography or videos will be permitted during the guest speaker presentations.

## SH-Hh-h-h Phone App for TQG Meetings

<http://shushapp.com> The shush app allows you turn the volume of your ringer off for whatever amount of time you want. At the end of that time your phone's ringer will be turned on again. It is handy for those of us who forget to turn on the ringer again.

## Remember: TQG Meetings Are Fragrance Free

Please remember to be kind to fellow members with allergies to scents and perfumes. Please attend the meetings fragrance / perfume free. It means another member can attend.

## EMAIL LIST

The Guild has an email list for easy communication with the members. Please log into the protected area of the website and put your name and email address into the box at the top of the page. After doing this, you will receive an email. You must click on the link after making the link into one long line. If this works, you will receive another email saying you were successful. If you have any problem with this, email me at [quilter@tucsonquiltersguild.com](mailto:quilter@tucsonquiltersguild.com).  
Meg Silvern

## TQG BOARD AND COMMITTEES

President	Elaine Romanelli	<a href="mailto:president@tucsonquiltersguild.com">president@tucsonquiltersguild.com</a>
Vice President	Lynn Rubel	<a href="mailto:vp@tucsonquiltersguild.com">vp@tucsonquiltersguild.com</a>
Secretary	Lani Smith	<a href="mailto:recsecretary@tucsonquiltersguild.com">recsecretary@tucsonquiltersguild.com</a>
Treasurer	Marie Morris	<a href="mailto:treasurer@tucsonquiltersguild.com">treasurer@tucsonquiltersguild.com</a>
Endowment/ Donations	Mary Meserve	520-465-2785
Membership	Barbara Heiman	<a href="mailto:membership@tucsonquiltersguild.com">membership@tucsonquiltersguild.com</a>
Member at Large, Evening	Karen Fisher, acting	<a href="mailto:Karen@karenfisherartquilts.com">Karen@karenfisherartquilts.com</a> 520-572-8825
Member at Large, Morning	Karen Fisher	<a href="mailto:Karen@karenfisherartquilts.com">Karen@karenfisherartquilts.com</a> 520-572-8825
Programs Co-Director	Hester Rogers	<a href="mailto:hesterrodgers@gmail.com">hesterrodgers@gmail.com</a>
Programs Co-Director	Joline Albaugh	<a href="mailto:Joline@dbelltech.com">Joline@dbelltech.com</a>
2019 Quilt Show Co Director	Helen Frost	<a href="mailto:helenyoungfrost@comcast.net">helenyoungfrost@comcast.net</a> 520-749-9414
2019 Quilt Show Co Director	Kate Verbeke	<a href="mailto:katie300@icloud.com">katie300@icloud.com</a> 610-613-0278
Bears	Joyce Bott/Diane Bach	<a href="mailto:Bottimbott@gmail.com">Bottimbott@gmail.com</a> 520-349-6223
Bees	Elizabeth Sonnenfeld	<a href="mailto:epsonnenfeld@gmail.com">epsonnenfeld@gmail.com</a>
Corresponding Secretary	Mary Meserve	520-465-2785
Education	OPEN	
Finance	OPEN	
Guild Pins	OPEN	
Guild Publicity	OPEN	
Historian	Cathy Dargel	520-746-9246
Library	Janet Chumbley	<a href="mailto:library@tucsonquiltersguild.com">library@tucsonquiltersguild.com</a>
Newsletter	Kathy Barton	<a href="mailto:newsletter@tucsonquiltersguild.com">newsletter@tucsonquiltersguild.com</a>
Pattern of the Month	Evelyn George	<a href="mailto:quilter4ever@cox.net">quilter4ever@cox.net</a>
Quilt A Thon	Hannah Clark	<a href="mailto:hannaheclark@cox.net">hannaheclark@cox.net</a>
Quilting for Others	Mary Meserve Kathy Harris	<a href="mailto:dragonquilter54@gmail.com">dragonquilter54@gmail.com</a> 520-465-2785 <a href="mailto:ksquilts@msn.com">ksquilts@msn.com</a> 520-615-0541
Raffle Quilt 2019	Denise Withrow	<a href="mailto:quiltiden@gmail.com">quiltiden@gmail.com</a> 520-429-3936
Record Keeper	Mary Meserve	520-465-2785
Website	Meg Silvern	<a href="mailto:meg@silvern.com">meg@silvern.com</a>




## Pattern of the Month December 2018

By Evelyn George

### Divided 9-Patch Block

9" finished size

This classic block has many layout possibilities, like a log cabin block, and it's even quicker to make! The diagonal division between light and dark is what gives a "log cabin" effect. Black, white and red gives our scrappy version an ageless look. Grays can be used too, just decide whether they belong in the light or dark category. Or, you might want to choose lots of different colors from your stash. For a successful scrappy look, use many different lights and darks; when choosing squares for each block, aim to have each patch from a **different** fabric.



#### CUTTING (for 1 block)

**Red or other bright - cut 1 center square 3½" x 3½"**

**Assorted Darks - cut 3 - 3½" squares and 1 - 4" square**

**Assorted Lights - cut 3 - 3½" squares and 1 - 4" square**

**Sew accurate ¼" seam allowance. Block should be 9½" unfinished (9" finished, in a quilt).**

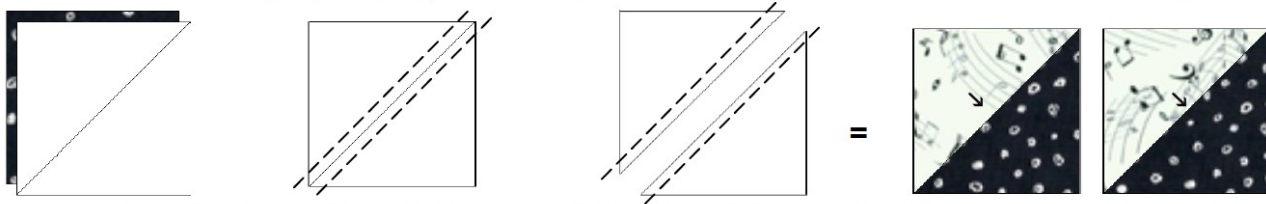
#### FIRST --USING JUST THE 4" SQUARES -- MAKE THE HALF-SQUARE TRIANGLE UNITS:

On the **wrong** side of a 4" light square, draw a diagonal line from corner to corner.

Place it on top of a 4" dark square, **right sides together**.

Stitch ¼" away from the line, on **both** sides of the line.


Cut on the drawn line, open up squares and press seams toward the dark. Makes 2 half-square triangle units.



**Important: The 2 resulting half-square triangle units are slightly oversize. Trim and square them to **EXACTLY 3½"**, keeping the diagonal seam line centered from corner to corner.**


#### NOW, MAKE THE 9- PATCH BLOCK:

Using an assortment, arrange 3 light, 3 dark, and 1 red square plus 2 light/dark half-square triangle units so all light patches are in one half of block, all darks in the other half, and red square in the center, as shown at right →



Stitch the 9 squares together in 3 rows as shown, taking care not to rotate the triangle units as you handle them.  
Join the 3 rows to make the nine patch block.

Suggested pressing directions are indicated by arrows.  
(The row seams may be pressed in either direction. They can later be re-pressed if needed to go in opposite directions, in order to reduce bulk, when you are joining the blocks to make a quilt.)



Quilt at right shows one of many possible layouts; with 48 blocks and 3" borders, it measures 60" x 78".